

DFÜ Agreement

Appendix 3: Specification of Data Formats

Bundesverband der Deutschen Volksbanken und Raiffeisenbanken e. V.
Bundesverband deutscher Banken e. V.
Bundesverband Öffentlicher Banken Deutschlands e. V.
Deutscher Sparkassen- und Giroverband e. V.
Verband deutscher Pfandbriefbanken e. V.

Die Deutsche
Kreditwirtschaft



Appendix 3

of the specification for

remote data transmission between customer and

bank according to the DFÜ

agreement

"Specification of Data Formats"

Version 3.9 of March 12th, 2025

Effective from October 5th, 2025
for the SEPA-relevant chapters

Chapters 1 (SEPA Request To Pay), 2 (SEPA Payment Transactions),
9.1 (SEPA XML Container) and 11.2 (SEPA Direct Debit Reversal)

Effective from November 23st, 2025
for all other chapters

Final Version

Amendment History
(in comparison to version 3.8 of April 8th, 2024)

Chapter	Type*	Description
1	Ext	New chapter SEPA Request To Pay
2	Ext	Minor adjustments due to the Instant Payments regulation Small changes have been made under <OrgId> in the <Id> element group. These only affect the Debtor and the Ultimate Debtor for SCT, SCT Inst and SDD.
2.2.6	Ext	New chapter VOP Status Report
2, 3.1, 10	A / C	Implementation of semi-structured (hybrid) address assignment.
2, 3.1	C	Clarification of the assignment of the LEI, introduction of a separate sub-chapter for the multiple-use structure <Id> in chapter 3.1 for reasons of clarity
3.1, 10	A	The specification of the postal address for the Ultimates, Invoicer and Invoicee has been adapted to the CBPR+ rules.
8	L	The German Banking Industry is terminating the rules for customer statement messages based on MT940 or MT942 as of November 2025, therefore deletion of chapter 8 "Customer Statement Message according to SWIFT (MT940/MT942)"
7	Ext / C	Extension of the rules regarding interest information, clarifications on the disclosure of personal data of the counterparty and in the case of R-transactions
Appendix 1 (Mapping GVC → ISO BTC)	C	Update with new ISO BTC codes - The mapping to the DK-GVCs is not changed
TVS / Scheme	Ext	Creation of the DK TVS (xsd's) based on pain.013 and pain.014 and the EPC regulations Adjustments to the existing TVS for SEPA (pain.001, and pain.008, pain.007 without changes) as well as cross border transactions and same day urgent credit transfer (each based on pain.001)

* E = Error; A = Amendment; C = Clarification; Ext = Extension; D = Deletion

DFÜ Agreement

Appendix 3: Specification of Data Formats

Management Summary

The appendix 3, Specification of Data Formats, of the DFÜ agreement is a compilation of formats which are standardised and permitted for "DFÜ (remote data transfer) with customers".

The German Banking Industry (DK) allocation rules for data formats in customer-bank communication (based on international standards) are described. Payment transaction formats are described:

These are allocation rules for SEPA Request To Pay (SRTP) in chapter 1 and allocation rules for SEPA payment transactions in chapter 2 - here, in addition to the submission formats (instant payments) credit transfer (pain.001) and direct debit (pain.008), the credit advice note for incoming instant payments credit transfers (camt.054), the Payment Status Report (pain.002) and the VOP Status Report (pain.002) are also described. All specifications take into account the corresponding EPC requirements and supplement these with stricter DK rules where appropriate and permissible.

The specifications for cross border transactions (formats pain.001 and DTAZV, as well as the Payment Status Report pain.002) are described in chapter 3.

chapter 10 describes the rules for submitting same-day urgent credit transfers in euros (based on pain.001). These are the schema files provided by the German Banking Industry Committee (German Banking Industry – DK) for SEPA, SEPA instant credit transfer and for the submission of same-day urgent credit transfer in EUR, the specification of rules for the credit notification for incoming SEPA instant credit transfers (camt.054) as well as the specifications for cross-border payments (formats pain.001 and DTAZV) and Payment Status Report pain.002.

In addition formats for downloading customer statement messages (camt.052~~x~~, camt.053 and camt.054MT940/942) in chapter 7 and information pertaining to the securities business in chapter 4 as well as formats for the documentary business (documentary credits and guarantees) in chapter 5/6, data formats for the electronic initiation of recalls (pain.007 as well as camt.055 and camt.029) in chapter 11 and für the bank billing statement (camt.086) in chapter 12 are described. Moreover, chapter 9 specifies the facilities for storing multiple individual messages in one file (container formats). In the case of zip-containers naming conventions for the included files are defined.

Note: The BTF parameters (Business Transaction & Format) listed in this document are not the complete bank-technical order types defined in EBICS with their allocated formats. The descriptions are primarily international standards which have been supplied with special allocation

DFÜ Agreement

Appendix 3: Specification of Data Formats

rules by the DK; other formats are subsets of existing standards or specifications by the DK in their own right, respectively.

The appendix 3, Specification of Data Formats, of the DFÜ agreement is directed at personnel working at financial institutions in the field of payment transactions and electronic banking or being in charge of the implementation of electronic banking solutions (in IT departments of financial institutions, corporate customers or producers).

It is also directed at clients who submit files as specified in appendix 3 to test their files in the case of format errors accordingly.

The DK provides Technical Validation Subsets (TVS, schema files) as a support for the following ISO 20022 formats, which already take into account a large part of the corresponding set of rules:

- S RTP/Chapter 1: pain.013 and pain.014
- SEPA/Chapter 2: pain.001 and pain.008
- Cross border transactions/Chapter 3: pain.001 (AXZ)
- Same –day urgent credit transfer/Chapter 10: pain.001 (CCU)
- Electronical initiation of recalls/Chapter 11: pain.007 (direct debit reversal)

Contents

1 SEPA Request-To-Pay	1
2 SEPA Payment Transactions	76
3 Cross Border Payments	253
4 Securities Business	365
5 Documentary Credits	439
6 Guarantees	549
7 Customer Statement Message according to ISO Standard 20022 ..	663
8 Customer Statement Message according to SWIFT (MT940/MT942)	760
9 Container Formats	761
10 Same-day urgent credit transfers (submission via pain.001)	774
11 Electronic Recalls	788
12 Bank Services Billing Statement	842

Annex 1:
Mapping of DK GVC on ISO BTC (in a separate document)

Notes:

As minimum requirement for the contents of the accompanying note signed by hand for the formats which are described in the chapters 2 and 3 (SEPA and DTAZV), the data of the EBICS customer protocol file display is recommended.

The SWIFT character set applies for all SWIFT formats unless otherwise defined.

1 SEPA Request-To-Pay

Important note: The final Implementation Guidelines of the EPC were not yet available when this document was finalised. Therefore, deviations cannot be completely ruled out. If this chapter is used, it is recommended to compare it with the final EPC documentation.

Kommentiert [WS1]: Any identified deviations will be provided as CR for the subsequent version of this document

Request to Pay (RTP) is a payment request to which the payer can respond immediately or later with a payment, since the respective RTP transaction contains all the information necessary for the payment.

With SEPA Request-To-Pay (SRTP), the EPC has specified a European RTP standard. Based on the EPC SEPA RTP Scheme Rulebook and the SRTP Implementation Guidelines, the German banking industry (DK) has specified a set of rules for the submission of RTP (-bulks) via EBICS. The set of rules also includes the provision of the RTP transactions on the payer side and the corresponding status messages that arise in the RTP process.

In this specification, the general term Request To Pay or the abbreviation RTP is used.

Rulebook reading

The rules from ISO 20022 Creditor Payment Activation Request – Maintenance 2018–2019 Message Definition Report (parts 1 and 2) are required.

The German banking industry takes the EPC SRTP Implementation Guidelines into account and in some cases provides additional framework conditions or recommendations.

The specification is described here on the basis of Technical Validation Subsets (TVS). In contrast to the EPC, which provides a separate TVS for all process steps or use cases, the DK consolidates all use cases in exactly one DK-TVS for pain.013 and one for pain.014.

The EPC-TVS for the RTP submission (DS-01) can also be used for the provision (DS-03) to the payer. The only deviation is currently that the Instruction ID assigned by the payee's RTP service provider must be passed on to the payer. This is explicitly stated in the rules.

The DK provides a consolidated DK-TVS for the status report. The basis is the EPC-TVS for providing a negative payer response to the payee (DS-09N). In order to meet the conditions for the other cases, this had to be adapted in some places - the adjustments are commented on in the TVS.

In order to technically support the EPC/DK rules, cardinalities of the ISO schema were adapted or elements were deleted entirely. The (adapted) cardinality of elements or element groups can be found in the "Cardinality" column for the TVS and therefore also represents a rule (e.g. mandatory assignment or a cardinality restricted compared to ISO).

The data type names for element groups have therefore also been adapted accordingly in many places compared to the ISO original. For clarification, many aspects that are already clearly evident from the TVS are nevertheless described (redundantly) as a rule in the last column. Assigned elements must comply with the rules described here.

The current ISO20022 external code lists, which are referred to several times in this specification, can be found at https://www.iso20022.org/external_code_list.page.

Character set

The same rules apply as for SEPA payments (see Chapter 2.1)

1.1 Creditor Payment Activation Request

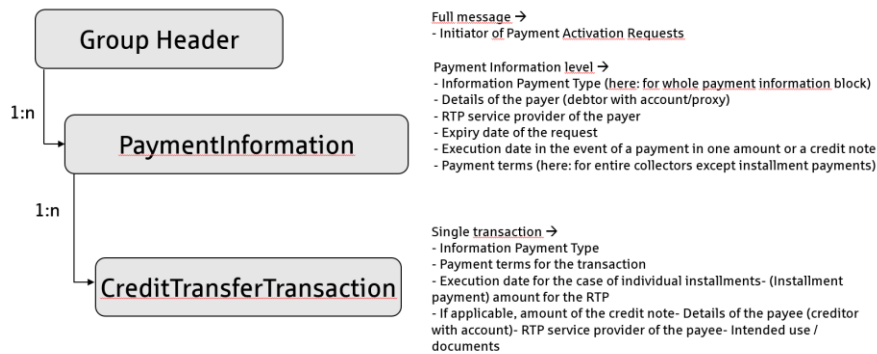


Diagram 1: Essential information in the Payment Activation Request

1.1.1 Sending pain.013 messages (sphere of the creditor)

According to the EPC rules, a payment recipient can send payment activation requests in a pain.013 message. The Request To Pay transactions are grouped together in each payment information block according to the payer (more specifically: payer account) and the same deadlines (RTP expiry date and payment execution date). The payment recipient's account is specified for each individual transaction.

The message is transmitted via EBICS with BTF parameters RTP/DE//pain.013 (or order type CU3).

This chapter takes into account the EPC rules DS-01 in particular.

DFÜ Agreement

Appendix 3: Specification of Data Formats

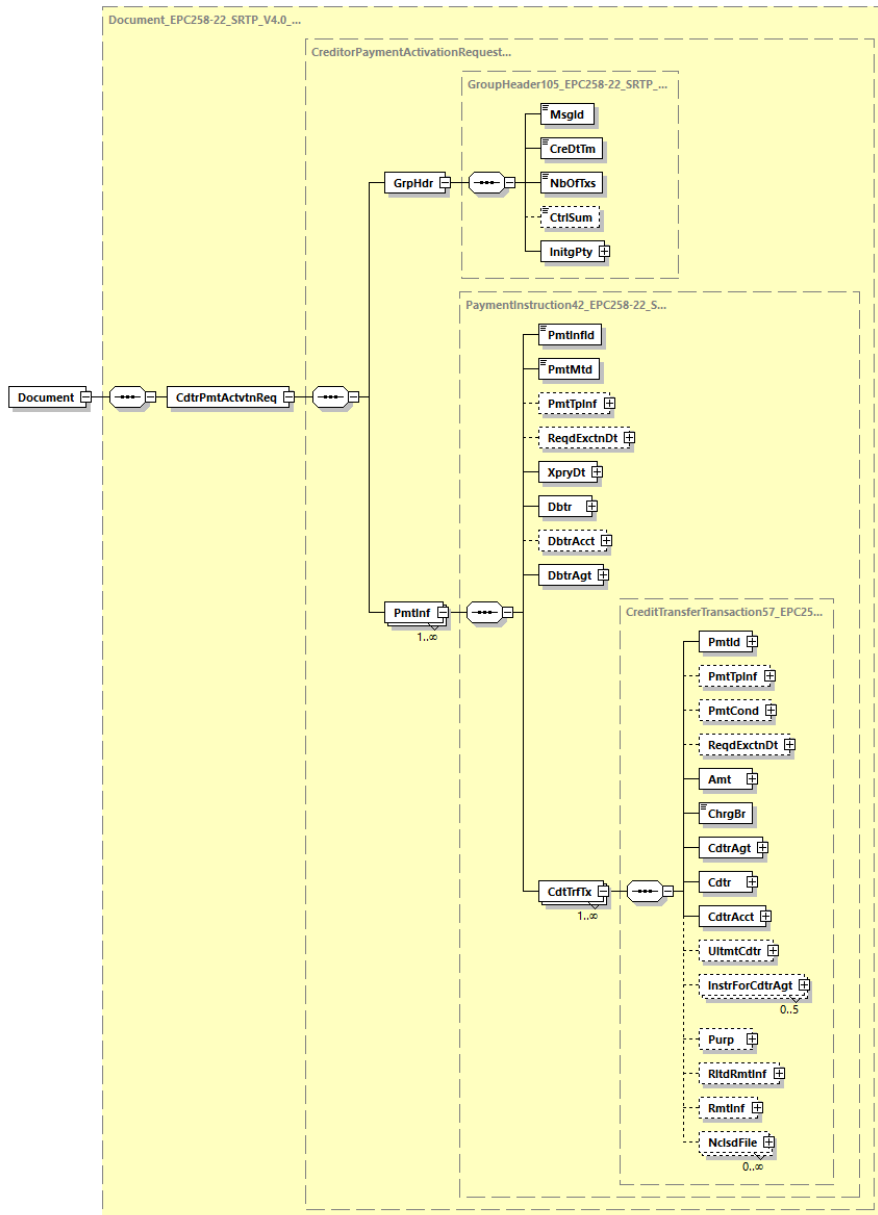


Diagram 2: pain.013.001.10: Creditor Payment Activation Request

DFÜ Agreement

Appendix 3: Specification of Data Formats

Definition

Request from the payee to the payer to activate/initiate a payment.

XML-Tag

<CdtrPmtActvtnReq>

Occurrences

[1..1]

Rules

	Name	XML-Tag	Occurrences	Definition	Type	EPC-/DK-Rules
1	GroupHeader	<GrpHdr>	[1..1]	See chapter 1.1.1.1		
1	PaymentInformation	<PmtInf>	[1..n]	See chapter 1.1.1.2		If installment payments are granted, this element group must be specified twice for the payer concerned. Once for the installment plan and once for the transfers in a total amount.

1.1.1.1 Group Header

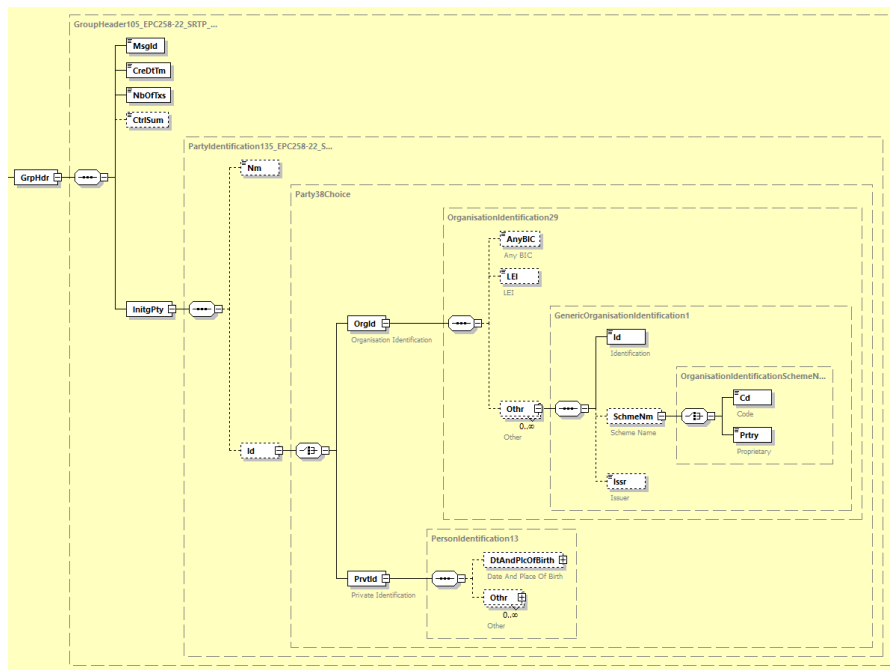


Diagram 3: pain.013.001.10, Group Header

Definition

Kenndaten, die für die gesamte Nachricht gelten.

XML-Tag

<GrpHdr>

Occurrences

[1..1]

DFÜ Agreement

Appendix 3: Specification of Data Formats

Rules

	Name	XML-Tag	Occurrences	Definition	Type	EPC/DK-Rules
2	MessageIdentification	<MsgID>	[1..1]	Point-to-point reference of the instructing party for the following party in the message chain to uniquely identify the message (file).	Max35Text	The <MsgID> in combination with the EBICS partner ID can serve as a criterion for preventing double processing in the event of files being submitted twice by mistake and must therefore contain a new value for each new pain message.
2	CreationDateTime	<CreDtTm>	[1..1]	Date and time at which the message was generated by the instructing party.	ISODatetime	Only the UTC time format or the local time with UTC offset format can be used.
2	NumberOfTransactions	<NbOfTx>	[1..1]	Number of individual transactions of the entire message	Max15NumericText	By bilateral agreement with the ZDL (payment service provider), the number of transactions may be more than one (e.g. for installment plans).
2	ControlSum	<CtrlSum>	[0..1]	Sum of the amounts of all individual transactions in the entire message	Decimal Number	
2	InitiatingParty	<InitgPty>	[1..1]	Party initiating the RTP for itself or on behalf (of a third party).	PartyIdentification135_EPC258-22_V4.0_DS01	Allocation can also be different from Creditor , e.g. the name of a technical service provider.
3	Name	<Nm>	[0..1]	Name of the party initiating the RTP	Max140Text_EPC258-22_V4.0_DS01	Maximum 70 characters allowed
3	Identification	<Id>	[0..1]	Unique identifiers for an organization or person	Party38Choice	
4	OrganisationIdentification	<OrgId>	[1..1]	Characteristics of an organization	OrganisationIdentification29	

DFÜ Agreement

Appendix 3: Specification of Data Formats

	Name	XML-Tag	Occurrences	Definition	Type	EPC-/DK-Rules
5	AnyBIC	<AnyBIC>	[0..1]	Business Identifier Code	AnyBICDec2014Identifier	
5	LEI	<LEI>	[0..1]	Legal Entity Identifier	LEIIdentifier	
5	Other	<Othr>	[0..n]	Other type of identification	GenericOrganisationIdentification1	
6	Identification	<Id>	[1..1]	Identification code	Max35Text	
6	SchemeName	<SchemeNm>	[0..1]	Scheme name	OrganisationIdentificationSchemeName1Choice	
7	Code	<Cd>	[1..1]	in coded form	ExternalOrganisationIdentification1Code	
7	Proprietary	<Prty>	[1..1]	in proprietary form	Max35Text	
6	Issuer	<Issr>	[0..1]	Issuer of the identifier	Max35Text	
4	PrivateIdentification	<PrvtId>	[1..1]	Characteristics of a person	PersonIdentification13	
5	DateAndPlaceOfBirth	<DtAndPlcOfBirth>	[0..1]	Place and date of birth	DateAndPlaceOfBirth1	
6	BirthDate	BirthDt	[1..1]	Date	ISODate	
6	ProvinceOfBirth	PrvcOfBirth	[0..1]	Province	Max35Text	
6	CityOfBirth	CityOfBirth	[1..1]	Town	Max35Text	
6	CountryOfBirth	CtryOfBirth	[1..1]	Country	CountryCode	
5	Other	<Othr>	[0..n]	Other type of identification	GenericPersonIdentification1	
6	Identification	<Id>	[1..1]	Identification code	Max35Text	

DFÜ Agreement

Appendix 3: Specification of Data Formats

	Name	XML-Tag	Occurrences	Definition	Type	EPC-/DK-Rules
6	SchemeName	<SchmeNm>	[0..1]	Scheme Name	PersonIdentificationSchemeName1Choice	
7	Code	<Cd>	[1..1]	in coded form	ExternalPersonIdentification1Code	
7	Proprietary	<Prty>	[1..1]	in proprietary form	Max35Text	
6	Issuer	<Issr>	[0..1]	Issuer of the identifier	Max35Text	

1.1.1.2 Payment Information

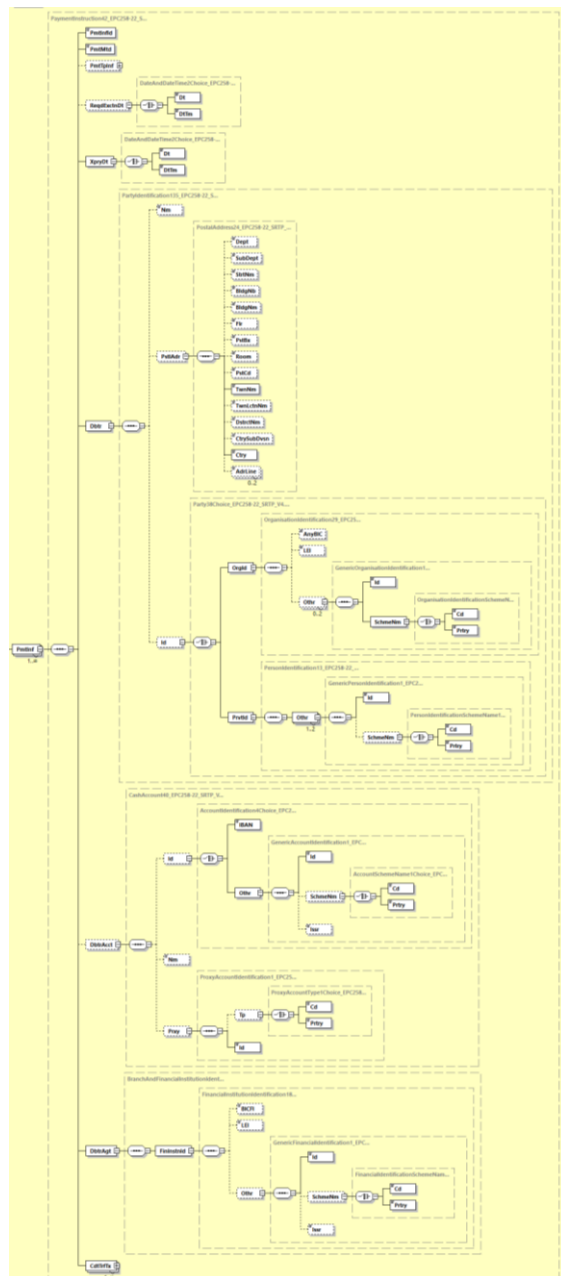


Diagram 4: pain.013.001.10, Payment Information

DFÜ Agreement

Appendix 3: Specification of Data Formats

Definition

Set of characteristics that applies to all underlying individual RTP transactions.

XML-Tag

<PmtInf>

Occurrences

[1..n]

Rules

	Name	XML-Tag	Occurrences	Definition	Typ	EPC-/DK-Rules
2	PaymentInformationIdentification	<PmtInfId>	[0..1]	Reference for unique identification of a collector	Max35Text	Should always be unique as this could be used for double submission control. When paying the total amount, the <PmtInfId> starts with "OT" followed by the corresponding ID. When paying in installments, the <PmtInfId> starts with "IN" followed by the corresponding ID. In particular, this naming logic for PmtInfId links two PmtInf blocks (one for the total amount, one for the installments). In particular, it is strongly recommended to specify two RTPs intended for the same payer in separate PmtInf blocks.
2	PaymentMethod	<PmtMtd>	[1..1]	Payment method to be used	PaymentMethod7Code	Only TRF (bank transfer) is permitted
2	PaymentTypeInformation	<PmtTpInf>	[0..1]	See chapter 1.1.1.4		Allocated either here or at individual transaction level.

DFÜ Agreement

Appendix 3: Specification of Data Formats

	Name	XML-Tag	Occurrence s	Definition	Typ	EPC-/DK-Rules
2	RequestedExecutionDate	<ReqdExctnDt>	[0..1]	Desired execution date/time at which the payment is to be initiated.	DateAndDateTime 2Choice_ EPC258-22_V4.0_ DS01	<p>Must be used if the total amount is to be paid in a single payment (<PmtInfl> begins with "OT").</p> <p>If payment in installments is granted (<PmtInfl> starts with "IN"), the installment data must be specified at transaction level and no information may be provided here.</p> <p>In the event that the sender of the RTP will issue a credit note to the other party, the date on which the credit note will be issued must be specified here. Note: In this case, <InstAmt> is allocated the amount 0.</p>
3	Date	<Dt>	[1..1]	Execution date as date	ISODate	
3	DateTime	<DtTm>	[1..1]	Execution date as date and time	ISODateTime	Only the UTC time format or the local time with UTC offset format can be used.
2	ExpiryDate	<XpryDt>	[1..1]	Date/time by which the payer must have accepted or rejected the RTP.	DateAndDateTime 2Choice_ EPC258-22_V4.0_ DS01	
3	Date	<Dt>	[1..1]	Execution date as date	ISODate	
3	DateTime	<DtTm>	[1..1]	Execution date as date and time	ISODateTime	Only the UTC time format or the local time with UTC offset format can be used.

DFÜ Agreement

Appendix 3: Specification of Data Formats

	Name	XML-Tag	Occurrences	Definition	Typ	EPC-/DK-Rules
2	Debtor	<Dbtr>	[1..1]	Payer	PartyIdentification135_EPC258-22_V4.0_DS01_2	
3	Name	<Nm>	[0..1]	Name of the payer	Max140Text_EPC258-22_V4.0_DS01	Use is recommended. Maximum of 70 characters allowed.
3	PostalAddress	<PstlAdr>	[0..1]	Postal address of the payer	PostalAddress24_EPC258-22_V4.0_DS01	The use of a structured address is recommended. The assignment of <TwnNm> and <Ctry> is mandatory. <AdrLine> is not permitted. It is recommended to specify as many structured elements as possible. For semi-structured (hybrid) address assignment, the specification of <TwnNm> and <Ctry> is mandatory. <AdrLine> must be assigned at least once.
4	Department	<Dept>	[0..1]	Department	Max70Text	
4	SubDepartment	<SubDept>	[0..1]	Sub-department	Max70Text	
4	StreetName	<StrtNm>	[0..1]	Street name	Max70Text	
4	BuildingNumber	<BldgNb>	[0..1]	Building number	Max16Text	
4	BuildingName	<BldgNm>	[0..1]	Name of Building	Max35Text	
4	Floor	<Flr>	[0..1]	Floor	Max70Text	
4	PostBox	<PstBx>	[0..1]	Postbox	Max16Text	
4	Room	<Room>	[0..1]	Room number	Max70Text	

DFÜ Agreement

Appendix 3: Specification of Data Formats

	Name	XML-Tag	Occurrences	Definition	Typ	EPC-/DK-Rules
4	PostCode	<PstCd>	[0..1]	Postal Code	Max16Text	
4	TownName	<TwnNm>	[1..1]	Stadt	Max35Text	mandatory
4	TownLocationName	<TwnLctnNm>	[0..1]	Town location name	Max35Text	
4	DistrictName	<DstrctNm>	[0..1]	District name	Max35Text	
4	CountrySubDivision	<CtrySubDvsn>	[0..1]	Country sub division	Max35Text	
4	Country	<Ctry>	[1..1]	Country	CountryCode	mandatory
4	AddressLine	<AdrLine>	[0..2]	Address details in free text format	Max70Text	Maximum of two lines and 70 characters per line allowed
3	Identification	<Id>	[1..1]	Unique identifiers for a person or group	Party38Choice_EP C258-22_V4.0_DS01	The information provided here does <u>not</u> refer to an account identification of the payer, but to the payer itself. If the ID is used to derive the payer account, it should not be entered here, but under <DbtrAcct><Id>.
4	Organisation Identification	<OrgId>	[1..1]	Identification of an organization	OrganisationIdentification29_EP PC258-22_V4.0_DS01	
5	AnyBIC	<AnyBIC>	[0..1]	Business Identifier Code	AnyBICDec2014Identifier	
5	LEI	<LEI>	[0..1]	Legal Entity Identifier	LEIIdentifier	
5	Other	<Othr>	[0..2]	Other type of identification	GenericOrganisationIdentification1_EP C258-22_V4.0_DS01	Diese Elementgruppe darf bis zu zweimal verwendet werden und zwar nur für Angaben ungleich AnyBIC oder LEI.

DFÜ Agreement

Appendix 3: Specification of Data Formats

	Name	XML-Tag	Occurrence	Definition	Typ	EPC-/DK-Rules
6	Identification	<Id>	[1..1]	Identification code	Max35Text	
6	SchemeName	<SchemeName>	[1..1]	Scheme Name	OrganisationIdentificationSchemeName1Choice_EPC258-22_V4.0_DS01	
7	Code	<Cd>	[1..1]	In coded form	ExternalOrganisationIdentification1Code_EPC258-22_V4.0_DS01	Only BOID (other business identifier of the party) is allowed.
7	Proprietary	<Prtry>	[1..1]	In proprietary form	Max35Text_EPC258-22_V4.0_DS01	Only BCID (commercial identification of the party, e.g. trade name) is allowed
4	PrivateIdentification	<PrvtId>	[1..1]	Identification of a natural person	PersonIdentification13_EPC258-22_V4.0_DS01	
5	Other	<Othr>	[1..2]	Other type of identification	GenericPersonIdentification1_EPC258-22_V4.0_DS01	This element group may be used up to twice. If no information is (or should be) entered under <Dbtr><Id>, then this group is used exactly once and NOTPROVIDED is entered under <Othr><Id>. Note: This will often occur because (DK rule) the IBAN is mandatory under DebtorAccount and therefore information under Dbtr is always only additional.

DFÜ Agreement

Appendix 3: Specification of Data Formats

	Name	XML-Tag	Occurrences	Definition	Typ	EPC-/DK-Rules
6	Identification	<Id>	[1..1]	Identification code	Max35Text	
6	SchemeName	<SchemeName>	[0..1]	Scheme Name	PersonIdentification1Choice_EPC258-22_V4.0_DS01	An allocation is mandatory if <Id> is not equal to NOTPROVIDED. In this case, the first occurrence must be <Cd> with the value POID.
7	Code	<Cd>	[1..1]	In coded form	ExternalPersonIdentification1Code_EPC258-22_V4.0_DS01	Only POID (other personal identification of the party) is allowed.
7	Proprietary	<Prtry>	[1..1]	In proprietary form	Max35Text_EPC258-22_V4.0_DS01_2	Only PICD (commercial identification of the person, e.g. trade name) is allowed.
2	DebtorAccount	<DbtrAcct>	[0..1]	Account of the payer	CashAccount40_EPC258-22_V4.0_DS01	An allocation is mandatory, i.e. DK-Occurrences [1..1] Note: The EPC rule less strict: The identification of the payer must be specified at least here or under <Dbtr><Id>. To start RTP submissions via EBICS, the payer IBAN must be specified in the DK.
3	Identification	<Id>	[1..1]	Identification of the account	AccountIdentification4Choice_EPC258-22_V4.0_DS01	An allocation is made here if the information relates to the account identification itself or the ID is used to derive the payer account. A maximum of 320 characters is permitted.

DFÜ Agreement

Appendix 3: Specification of Data Formats

	Name	XML-Tag	Occurrences	Definition	Typ	EPC-/DK-Rules
4	IBAN	<IBAN>	[1..1]	International Bank Account Number (IBAN)	IBAN2007 Identifier	Is to be allocated with a valid IBAN
4	Other	<Othr>	[1..1]	Other Identification of the account than IBAN	GenericAccountIdentification1_EPC258-22_V4.0_DS01	Not allocated.
3	Name	<Nm>	[0..1]	Account name	Max70Text	Used for additional identification of the addressed account - max. 70 characters allowed
3	Proxy	<Prxy>	[0..1]	Substitute account identification (proxy)	ProxyAccountIdentification1_EPC258-22_V4.0_DS01	This is only additional information, as the IBAN must always be entered.
4	Type	<Tp>	[0..1]	Proxytype	ProxyAccountType1Choice_EPC258-22_V4.0_DS01	
5	Code	<Cd>	[1..1]	in coded form	ExternalProxyAccountType1Code	
5	Proprietary	<Prtry>	[1..1]	in proprietary form	Max35Text	
4	Identification	<Id>	[1..1]	Proxy identifier	Max2048Text	
2	DebtorAgent	<DbtrAgt>	[1..1]	RTP Service Provider of the Payers	BranchAndFinancialInstitutionIdentification6_EPC258-22_V4.0_DS01	

DFÜ Agreement

Appendix 3: Specification of Data Formats

	Name	XML-Tag	Occurrence	Definition	Typ	EPC-/DK-Rules
3	FinancialInstitutionIdentification	<FinInstnId>	[1..1]	Unique identification of a payment service provider	FinancialInstitutionIdentification18_EPC258-22_V4.0_DS01	<p>If the payer's RTP service provider is a ZDL, either <BICFI>, <LEI> or <Othr> must be allocated.</p> <p>If the payer's RTP service provider is not a ZDL, only the <Othr> branch may be allocated (see there for more details).</p>
4	BICFI	<BICFI>	[0..1]	Business Identifier Code (BIC) of a ZDL	BICFIDec2014Identifier	
4	LEI	<LEI>	[0..1]	Legal Entity Identifier	LEIIdentifier	
4	Other	<Othr>	[0..1]	Other type of identification	GenericFinancialIdentification1_EPC258-22_V4.0_DS01	
5	Identification	<Id>	[1..1]	Identification	Max35Text	<p>If the payer's RTP service provider is not a ZDL, but can be specified by BIC or LEI, then this must be specified here.</p> <p>No information on the DebtorAgent is to be entered here using NOTPROVIDED, SchemeName and Issuer are not allowed in this case.</p>
5	SchemeName	<SchemeName>	[0..1]	Scheme Name	FinancialIdentificationSchemeName1Choice_EPC258-22_V4.0_DS01	

DFÜ Agreement

Appendix 3: Specification of Data Formats

	Name	XML-Tag	Occurrences	Definition	Typ	EPC-/DK-Rules
6	Code	<Cd>	[1..1]	in coded form	ExternalFinancialInstitutionIdentificationCode	
6	Proprietary	<Prtry>	[1..1]	in proprietary form	Max35Text	If the payer's RTP service provider is not a ZDL, but can be specified via BICFI or LEI, then ANYBIC or LEI must be specified here
5	Issuer	<Issr>	[0..1]	Publisher of the identification	Max35Text	
2	CreditTransferTransaction	<CdtTrfTx>	[1..n]	see chapter 1.1.1.3		

DFÜ Agreement

Appendix 3: Specification of Data Formats

1.1.1.3 Credit Transfer Transaction

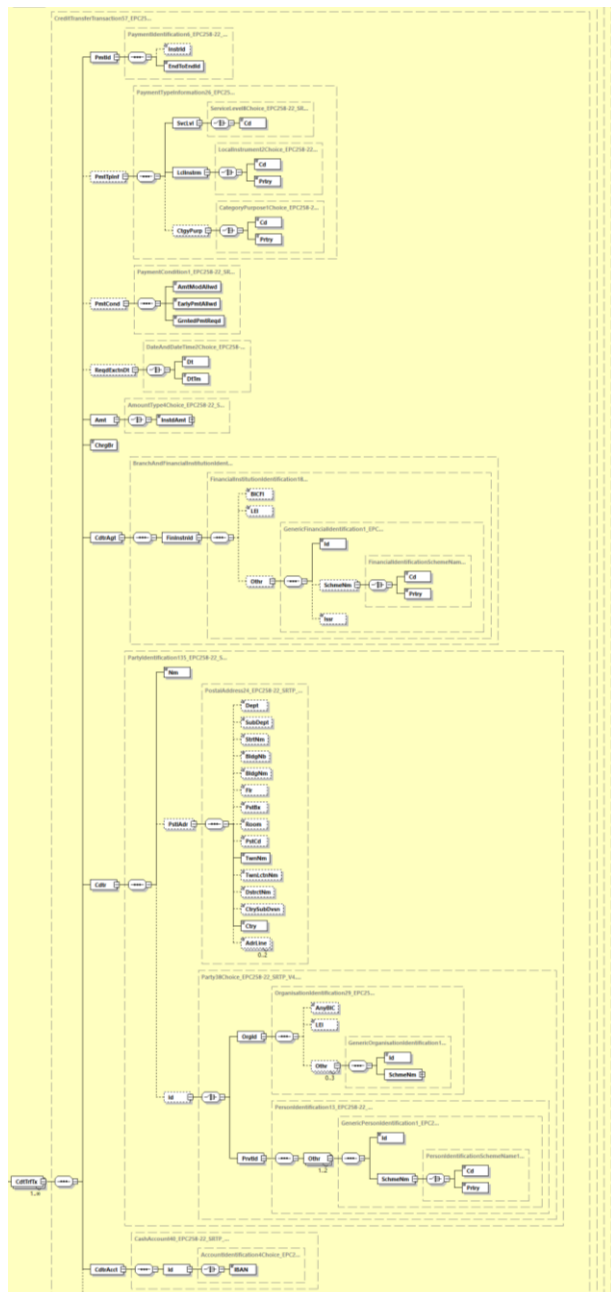
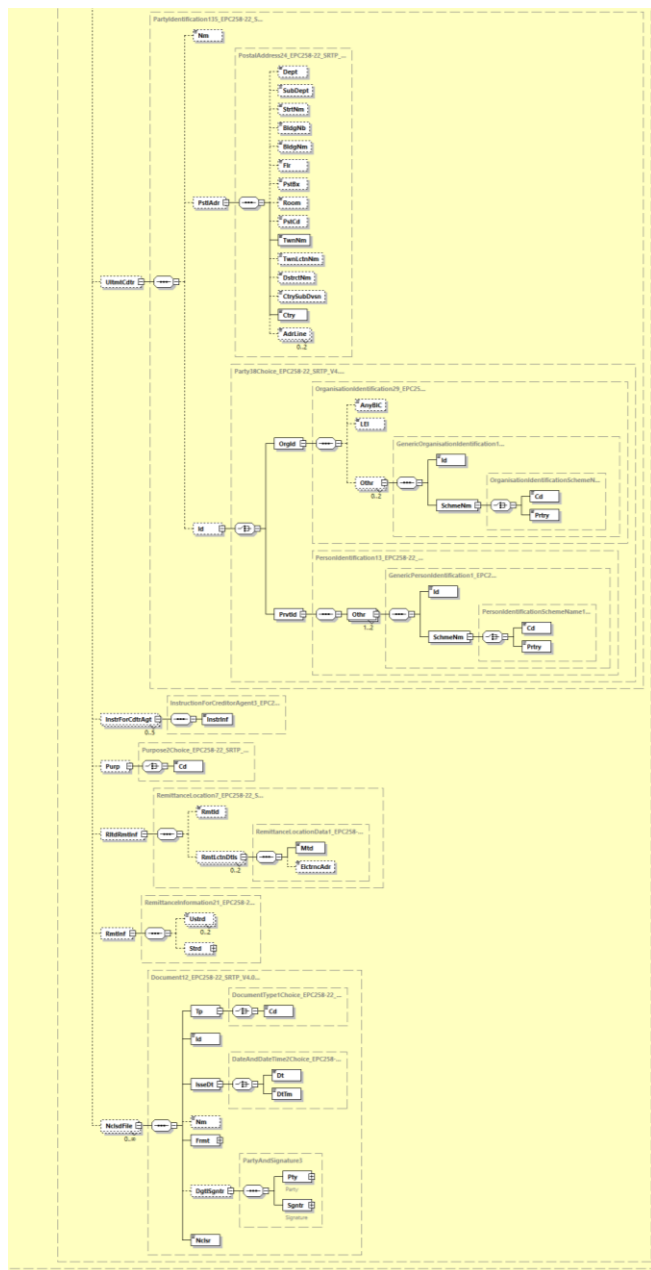


Diagram 5: pain.013.001.10, Credit Transfer Transaction (part 1)

DFÜ Agreement

Appendix 3: Specification of Data Formats



pain.013.001.10, Credit Transfer Transaction (part 2)

DFÜ Agreement

Appendix 3: Specification of Data Formats

Definition

RTP single transaction

XML-Tag

<CdtTrfTxInf>

Occurrences

[1..n]

Rules

	Name	XML-Tag	Occurrences	Definition	Typ	EPC-/DK-Rules
3	PaymentIdentification	<PmtId>	[1..1]	Referencing for the transaction	PaymentIdentification6_EPC258-22_V4.0_DS01	
4	InstructionIdentification	<InstrId>	[0..1]	Reference of the party transmitting the order. It may be contained in several messages that refer to the instruction.	Max35Text	It is recommended not to allocate this field, as it is not passed on and is allocated differently in the status message pain.014 in particular.
4	EndToEndIdentification	<EndToEndId>	[1..1]	Unique reference of the payer (payment recipient) This reference is passed unchanged through the entire chain to the payer (end-to-end reference).	Max35Text	It is ensured that the creditor reference (end-to-end reference of the RTP) that the payer is to use for the payment is specified in the purpose of use (specified there under <Ustrd> preceded by AT-T009/ or in the <Strd> group under <Ref>). It is recommended to use the same value for <EndToEndId> and the creditor reference specified under <RmtInf>.

DFÜ Agreement

Appendix 3: Specification of Data Formats

	Name	XML-Tag	Occurrences	Definition	Typ	EPC-/DK-Rules
3	PaymentTypeInformation	<PmtTpInf>	[0..1]	See chapter 1.1.1.4		Allocated either here or at collector level.
3	PaymentCondition	<PmtCond>	[0..1]	Conditions for the execution of the payment.	PaymentCondition1_EPC258-22_V4.0_DS01	
4	AmountModificationAllowed	<AmtModAlld>	[1..1]	Indicates whether the payer may pay an amount other than the requested amount.	TrueFalseIndicator	
4	EarlyPaymentAllowed	<EarlyPmtAlld>	[1..1]	Indicates whether the payer may pay before the specified execution date.	TrueFalseIndicator	
4	GuaranteedPaymentRequested	<GrntdPmtReqd>	[1..1]	Indicates whether a payment guarantee is requested (assuming a corresponding agreement between the actors)	TrueFalseIndicator	Only FALSE is allowed.
3	RequestedExecutionDate	<ReqdExctnDt>	[0..1]	Requested execution date/time at which the payment is to be initiated.	DateAndDateTime2Choice_EPC258-22_V4.0_DS01	May only be specified if payment in installments is granted. The specified date is the date for the installment payment for this partial amount of the RTP. In the case of payment in a total amount or a credit note, the information must be provided at Payment Information block level.
4	Date	<Dt>	[1..1]	Execution date as date	ISODate	

DFÜ Agreement

Appendix 3: Specification of Data Formats

	Name	XML-Tag	Occurrences	Definition	Typ	EPC-/DK-Rules
4	DateTime	<DtTm>	[1..1]	Execution date as date and time	ISODatetime	Only the UTC time format or the local time with UTC offset format can be used.
3	Amount	<Amt>	[1..1]	Requested amount	AmountType4Choice_EP C258-22_V3.0_DS01	
4	InstructedAmount	<InstdAmt>	[1..1]	Amount (with a maximum of 2 decimal places)	ActiveOrHistoricCurrencyAndAmount_EPC258-22_V4.0_DS01	<p>The currency is usually EUR.</p> <p>In the case of SCT and SCT Inst, the amount must be between 0.01 and 999999999.99.</p> <p>Other rules may apply for non-SEPA payments.</p> <p>If it is a credit note, this element must be allocated the amount "0". The credit note amount is specified under <CrdtNoteAmt>.</p>
3	ChargeBearer	<ChrgBr>	[0..1]	Charging	ChargeBearerType1Code	<p>In the case of SEPA payments (i.e. SCT or SCT Inst), only SLEV is allowed.</p> <p>In the case of non-SEPA payments, other rules and therefore other codes can be agreed bi- / multilaterally.</p>
3	CreditorAgent	<CdtrAgnt>	[1..1]	RTP service provider of the payee	BranchAndFinancialInstitutionIdentification6_EPC258-22_V4.0_DS01_2	
4	FinancialInstitutionIdentification	<FinInstnId>	[1..1]	Unique identification of a ZDL	FinancialInstitutionIdentification18_EPC258-	If the RTP service provider of the payment recipient is a ZDL, either <BICFI>, <LEI> or

DFÜ Agreement

Appendix 3: Specification of Data Formats

	Name	XML-Tag	Occurrences	Definition	Typ	EPC-/DK-Rules
					22_V4.0_DS01_2	<p><Othr> must be allocated.</p> <p>The use of BIC is recommended.</p> <p>If the RTP service provider is not a ZDL, only the <Othr> branch may be allocated (see there for more details).</p>
5	BICFI	<BICFI>	[0..1]	Business Identifier Code (BIC) eines ZDL	BICFIDec2014Identifier	
5	LEI	<LEI>	[0..1]	Legal Entity Identifier	LEIIdentifier	
5	Other	<Othr>	[0..1]	Other type of identification	GenericFinancialIdentification1_EPC258 - 22_V4.0_DS01_2	<p>To be used if the RTP service provider of the payee is a ZDL and an identifier other than „BICFI“ or „LEI“ is specified.</p> <p>Always to be used if the payee's RTP service provider is NOT a ZDL.</p>
6	Identification	<Id>	[1..1]	Identification	Max35Text	<p>If the RTP service provider of the payment recipient is not a ZDL, but can be specified via BIC or LEI, then this must be specified here.</p> <p>No information on the CreditorAgent is to be entered here using NOTPROVIDED, SchemeName and Issuer are not reliable in this case.</p>
6	SchemeName	<SchemeName>	[0..1]	Scheme Name	FinancialIdentificationSchemeName1Choice_EPC25	If the payee's RTP service provider is a ZDL and <Othr>/<Id> is

DFÜ Agreement

Appendix 3: Specification of Data Formats

	Name	XML-Tag	Occurrences	Definition	Typ	EPC-/DK-Rules
					8-22_V3.0_DS01	used, the corresponding <SchmeNm> can be used here If the payee's RTP service provider is NOT a ZDL and the identifier is a BIC or LEI, this data should be specified under <Prtry> in <AnyBIC> or <LEI>, if applicable. In the case of a different identifier, the corresponding scheme name can be used here.
7	Code	<Cd>	[1..1]	in coded form	ExternalFinancialInstitutionIdentificationCode	
7	Proprietary	<Prtry>	[1..1]	in proprietary form	Max35Text	If the RTP service provider of the payment recipient is not a ZDL, but can be specified via BIC or LEI, then the constant ANYBIC or LEI must be specified here.
6	Issuer	<lssr>	[0..1]	Publisher of the identification	Max35Text	
3	Creditor	<Cdtr>	[1..1]	Payment recipient	PartyIdentification135_EPC258-22_V4.0_DS01_3	
4	Name	<Nm>	[1..1]	Name or trade name of the Payment recipient	Max140Text_EPC258-22_V4.0_DS01	Maximum 70 characters allowed If both a legal name and a trade name are specified for a legal entity, the trade name must be entered

DFÜ Agreement

Appendix 3: Specification of Data Formats

	Name	XML-Tag	Occurrences	Definition	Typ	EPC-/DK-Rules
						under 'Creditor/Identification'.
4	PostalAddresses	<PstlAdr>	[0..1]	Postal Address of the Payment recipient	PostalAddresses24_EPC258-22_V4.0_DS01	The use of a structured address is recommended. The assignment of <TwnNm> and <Ctry> is mandatory. <AdrLine> is not permitted. It is recommended to specify as many structured elements as possible. For semi-structured (hybrid) address assignment, the specification of <TwnNm> and <Ctry> is mandatory. <AdrLine> must be assigned at least once.
5	Department	<Dept>	[0..1]	Department	Max70Text	
5	SubDepartment	<SubDept>	[0..1]	Sub-department	Max70Text	
5	StreetName	<StrtNm>	[0..1]	Street name	Max70Text	
5	BuildingNumber	<BldgNb>	[0..1]	Building number	Max16Text	
5	BuildingName	<BldgNm>	[0..1]	Name of Building	Max35Text	
5	Floor	<Flr>	[0..1]	Floor	Max70Text	
5	PostBox	<PstBx>	[0..1]	Postbox	Max16Text	
5	Room	<Room>	[0..1]	Room number	Max70Text	
5	PostCode	<PstCd>	[0..1]	Postal Code	Max16Text	
5	TownName	<TwnNm>	[1..1]	Stadt	Max35Text	mandatory
5	TownLocationName	<TwnLctnNm>	[0..1]	Town location name	Max35Text	
5	DistrictName	<DstrctNm>	[0..1]	District name	Max35Text	
5	CountrySubDivision	<CtrySubDvsn>	[0..1]	Country sub division	Max35Text	
5	Country	<Ctry>	[1..1]	Country	CountryCode	mandatory

DFÜ Agreement

Appendix 3: Specification of Data Formats

	Name	XML-Tag	Occurrences	Definition	Typ	EPC-/DK-Rules
5	AddressLine	<AdrLine>	[0..2]	Address details in free text format	Max70Text	A maximum of two lines and 70 characters per line are allowed.
4	Identification	<Id>	[1..1]	Unique identifiers for a person or group	Party38Choice_EPC258-22_V4.0_DS01_2	
5	Organisation identification	<OrgId>	[1..1]	Identification of an organization	OrganisationIdentification29_EPC258-22_V4.0_DS01_2	
6	AnyBIC	<AnyBIC>	[0..1]	Business Identifier Code	AnyBICDec2014Identifier	
6	LEI	<LEI>	[0..1]	Legal Entity Identifier	LEIIdentifier	
6	Other	<Othr>	[0..3]	Other type of identification	GenericOrganisationIdentification1_EPC258-22_V4.0_DS01_2	Up to three entries are allowed, as identifiers for the business domain, the payer and / or its trade name can be specified. In the case of an allocation of this group, <Cd> must always be specified with the value BOID .
7	Identification	<Id>	[1..1]	Identification code	Max35Text	
7	SchemeName	<SchemeName>	[1..1]	Scheme Name	OrganisationIdentificationSchemeName1Choice_EPC258-22_V4.0_DS01_2	
8	Code	<Cd>	[1..1]	In coded form	ExternalOrganisationIdentification1Code_EPC258-22_V4.0_DS01_2	BDID only (Business Domain Identifier) and BOID (other Business identifier of the party) are allowed.
8	Proprietary	<Prtry>	[1..1]	In proprietary form	Max35Text_EPC258-	BCID only (Commercial

DFÜ Agreement

Appendix 3: Specification of Data Formats

	Name	XML-Tag	Occurrences	Definition	Typ	EPC-/DK-Rules
					22_V4.0_DS01	identification of the party, e.g. trade name) are allowed
5	PrivateIdentification	<PrvtId>	[1..1]	Identification of a natural person	PersonIdentification13_EP C258-22_V4.0_DS01_2	Identification of the payment recipient and/or its trade name
6	Other	<Othr>	[1..2]	Other type of identification	PersonIdentification13_EP C258-22_V4.0_DS01_2	A minimum of one and a maximum of two entries are allowed, as identifiers for the payment recipient and/or their trade name can be specified. In the case of an allocation of this group, <Cd> must always be specified with POID.
7	Identification	<Id>	[1..1]	Identification code	Max35Text	
7	SchemeName	<SchmeNm>	[1..1]	Scheme Name	PersonIdentificationSchemeName1Choice_EP C258-22_V4.0_DS01_2	
8	Code	<Cd>	[1..1]	In coded form	ExternalPersonIdentification1Code_EP C258-22_V4.0_DS0	POID only (other identification of the person) is allowed.
8	Proprietary	<Prtry>	[1..1]	In proprietary form	Max35Text_EP C258-22_V4.0_DS01_2	PCID only (Commercial identification of the person, e.g. trade name) is allowed.
3	CreditorAccount	<CdtrAcct>	[1..1]	Account of the payment recipient	CashAccount40_EP C258-22_V4.0_DS01_2	An IBAN must be specified.
4	Identification	<Id>	[1..1]	Identification of the account	AccountIdentification4Choice	

DFÜ Agreement

Appendix 3: Specification of Data Formats

	Name	XML-Tag	Occurrences	Definition	Typ	EPC-/DK-Rules
					ce_EPC258-22_V4.0_DS01_2	
5	IBAN	<IBAN>	[1..1]	International Bank Account Number (IBAN)	IBAN2007Identifier	If an account is specified that is not held with the RTP service provider of the payment recipient, a prior agreement between the RTP service provider and the payment recipient is required.
3	UltimateCreditor	<UltmtCdtr>	[0..1]	Alternative payment recipient	PartyIdentification135_EPC258-22_V4.0_DS01_4	
4	Name	<Nm>	[0..1]	Name of the alternative payment recipient	Max140Text_EPC258-22_V4.0_DS01_1	Only 70 characters are allowed
4	PostalAddresses	<PstlAdr>	[0..1]	Postal address	PostalAddresses24_EPC258-22_V4.0_DS01_1	
5	Country	<Ctry>	[0..1]	Country	CountryCode	If a country is specified, this is recommended here, even if the country is mentioned under AddressLine.
5	AddressLine	<AdrLine>	[0..2]	Address details in free text format	Max70Text	A maximum of two lines and 70 characters per line are allowed.
4	Identification	<Id>	[0..1]	Unique identifiers for a person or group	Party38Choice_EPC258-22_V4.0_DS01_3	
5	OrganisationIdentification	<OrgId>	[1..1]	Identification of an organization	OrganisationIdentification29_EPC258-22_V4.0_DS01_3	
6	AnyBIC	<AnyBIC>	[0..1]	Business Identifier Code	AnyBICDec2014Identifier	
6	LEI	<LEI>	[0..1]	Legal Entity Identifier	LEIIdentifier	

DFÜ Agreement

Appendix 3: Specification of Data Formats

	Name	XML-Tag	Occurrences	Definition	Typ	EPC-/DK-Rules
6	Other	<Othr>	[0..2]	Other type of identification	GenericOrganisationIdentification1_EPC258-22_V4.0_DS01_3	Up to two entries are allowed. In the case of an allocation of this group, <Cd> must always be specified with BOID .
7	Identification	<Id>	[1..1]	Identification code	Max35Text	
7	SchemeName	<SchmeNm>	[1..1]	Scheme Name	OrganisationIdentificationSchemeName1Choice_EPC258-22_V4.0_DS01_3	
8	Code	<Cd>	[1..1]	In coded form	ExternalOrganisationIdentification1Code_EPC258-22_V4.0_DS01	Only BOID (other business identifier of the party) is allowed.
8	Proprietary	<Prtry>	[1..1]	In proprietary form	Max35Text_EPC258-22_V4.0_DS01	Only BCID (commercial identification of the party, e.g. trade name) is allowed
5	PrivateIdentification	<PrvtId>	[1..1]	Identification of a natural person	PersonIdentification13_EPC258-22_V4.0_DS01_3	
6	Other	<Othr>	[1..2]	Other type of identification	GenericPersonIdentification1_EPC258-22_V4.0_DS01_3	At least one and a maximum of two entries are allowed. <Cd> with POID is always required if the <PrvtId> branch is allocated.
7	Identification	<Id>	[1..1]	Identification code	Max35Text	
7	SchemeName	<SchmeNm>	[1..1]	Scheme Name	PersonIdentificationSchemeName1Choice_EPC258-22_V4.0_DS01_3	
8	Code	<Cd>	[1..1]	In coded form	ExternalPersonIdentification1Code_EPC258-	Only POID (other identification of the person) is allowed.

DFÜ Agreement

Appendix 3: Specification of Data Formats

	Name	XML-Tag	Occurrences	Definition	Typ	EPC-/DK-Rules
					22_V4.0_DS01	
8	Proprietary	<Prtry>	[1..1]	In proprietary form	Max35Text	Only PCID (Commercial identification of the person, e.g. trade name) is allowed
3	InstructionForCreditorAgent	<InstrForCdrAgt>	[0..4]	Instructions for the ZDL of the payment recipient	InstructionForCreditorAgent3_EPC258-22_V4.0_DS01	
4	InstructionInformation	<InstrInf>	[1..1]	Instruction in free text form	Max140Text	Only the following information is allowed ¹ : AT-C002/ followed by the BIC of the ZDL of the payment recipient or AT-S007 Positive functional confirmation requested
3	Purpose	<Purp>	[0..1]	Type of payment	Purpose2Choice_EPC258-22_V4.0_DS01	
4	Code	<Cd>	[1..1]	In coded form	ExternalPurpose1Code	
3	RelatedRemittanceInformation	<RltdRmtInf>	[0..1]	Notes on the transfer of information in the process chain	RemittanceLocation7_EPC258-22_V4.0_DS01	Only one indication is allowed.
4	RemittanceIdentification	<RmtId>	[0..1]	Unique identifier of the information	Max35Text	
4	RemittanceLocationDetails	<RmtLctnDtls>	[0..2]	Information on the storage location or provision type of the information	RemittanceLocationData1_EPC258-22_V4.0_DS01	

¹Instruction AT-C002 is only allowed by bilateral agreement between the creditor and its RTP service provider. In particular, the payer is not obliged to check the consistency of the specified BIC or to compare it with the IBAN under Creditor Account. If the payee's RTP service provider is the account-holding institution, an account with another ZDL must be explicitly agreed.

DFÜ Agreement

Appendix 3: Specification of Data Formats

	Name	XML-Tag	Occurrences	Definition	Typ	EPC-/DK-Rules
5	Method	<Mtd>	[0..1]	Delivery method of the information	RemittanceLocationMethodCode	URI only (Uniform Resource Identifier) is allowed.
5	ElectronicAddress	<ElectrncAdr>	[0..1]	Electronic address provided by the payment recipient	Max2048Text	Specification of a URL. If the URL is to be passed on to the payer, then the constant REQ/ , followed by a space, must be placed in front of the URL ² .
3	RemittanceInformation	<RmtInf>	[1..1]	Purpose of use, which must be stated at the time of payment	RemittanceInformation21_EPC258-22_V4.0_DS01	At least <Ustrd> or <Strd> must be allocated. Allocation to both groups is also allowed. The specification of a meaningful end-to-end reference of the RTP (creditor reference) is strongly recommended , as it is an essential feature for the subsequent identification of payments. It can be specified under <Ustrd> or <Strd>. See there for further information.
4	Unstructured	<Ustrd>	[0..2]	Unstructured	Max140Text	This element may occur up to twice. In the first use, AT-T009/ is specified here, followed by the

² If the RTP SP of the payee supports this, a URL can be specified. However, it may not be transmitted to the payer if the payer's RTP SP does not support this, e.g. if it suspects a security problem. RTP service providers should agree bilaterally with their customers on how to handle URL links in the customers' front ends or the display of URLs. If the payee is of the opinion that the information in the URL link is of essential importance to the payer, it shall indicate this by prefixing it with "REQ/ ". This means that the URL must be presented to the payer in any case. If this is not possible for the payer's RTP SP, then - and only in this case - the rejection reason "URLN" must be specified in the status message (under <Rsn><Prtry>).

DFÜ Agreement

Appendix 3: Specification of Data Formats

	Name	XML-Tag	Occurrences	Definition	Typ	EPC-/DK-Rules
						<p>end-to-end reference of the RTP,³ followed by /AT-S002/ if necessary, followed by the other unstructured transfer information</p> <p>This first use of <Ustrd> is used for transfer to the subsequent payment.</p> <p>In a second usage, AT-S001/ can be listed followed by further usage purpose information for the payer. (This is not used for the payment)</p>
4	Structured	<Strd>	[0..1]	Structured	StructuredRemittanceInformation17_EPC258-22_V4.0_DS01	This element group may occur a maximum of once. When using this element group, the content (including all opening and closing tags within the group, not including <Ctrl> and </Ctrl>) must not exceed 140 characters.
5	ReferredDocumentAmount	<RfrdDocAmt>	[0..1]	Amount and currency in connection with the document referenced in the purpose of use information.	RemittanceAmount2_EPC258-22_V4.0_DS01	If Instructed Amount is "0", the exact amount of the credit note must be specified for Credit Note Amount, otherwise it is not to be used.
6	CreditNoteAmount	<CdtNoteAmt>	[0..1]	Credit amount	ActiveOrHistoricCurrencyAndAmount_EPC258-	

³ It is recommended to specify the end-to-end reference of the RTP (creditor reference) in this form (i.e. in the <Ustrd> area). It should be noted that only <Unstrd> or <Strd> can be accepted by the payer in the subsequent payment. The RTP status message can also only return a part for the original transaction.

DFÜ Agreement

Appendix 3: Specification of Data Formats

	Name	XML-Tag	Occurrences	Definition	Typ	EPC-/DK-Rules
					22_V3.0_DS01_2	
5	CreditorReferenceInformation	<CdtrRefInf>	[0..1]	Reference information of the payment recipient to identify the deposited documents/information.Information.	CreditorReferenceInformation2_EPC258-22_V4.0_DS01	End-to-end reference of the RTP (creditor reference). The RTP service provider of the payment recipient is not obliged to validate this. In the event of allocation, both <Tp> and <Ref> must be documented.
6	Type	<Tp>	[1..1]	Type of reference	CreditorReferenceType2_EPC258-22_V4.0_DS01	
7	CodeOrProprietary	<CdOrPrtry>	[1..1]	Coded or proprietary specification	CreditorReferenceType1Choice_EPC258-22_V4.0_DS01	Only the coded representation is allowed (<Prtry> is therefore not available in the TVS)
8	Code	<Cd>	[1..1]	In coded form	DocumentType3Code	Only SCOR is permitted
8	Issuer	<Issr>	[0..1]	Issuer of the reference	Max35Text	
6	Reference	<Ref>	[1..1]	Unique reference of the payment recipient (in this case end-to-end reference of the RTP)	Max35Text	If the reference contains a check digit, the RTP service provider of the payment recipient is not obliged to check it or is authorized to continue processing if the check fails. When using the Creditor Reference in accordance with ISO 11649, it is recommended to verify the check digit.

DFÜ Agreement

Appendix 3: Specification of Data Formats

	Name	XML-Tag	Occurrences	Definition	Typ	EPC-/DK-Rules
3	EnclosedFile	<NclsdFile>	[0..n]	Attached document or template	Document12_EPC258-22_V4.0_DS01	The use of this element group requires a special agreement with the RTP service provider of the payment recipient The RTP service provider of the payment recipient is allowed to reject attachments or references if no agreement has been made. All <NclsdFile> groups used together must not be larger than 10 MB.
4	Type	<Tp>	[1..1]	Type of document/ template	DocumentType1Choice_EPC258-22_V4.0_DS01	
5	Code	<Cd>	[1..1]	Document type in coded form	ExternalDocumentType1Code	
4	Identification	<Id>	[1..1]	Identification of the document type	Max35Text	
4	IssueDate	<IsseDt>	[1..1]	Issue date of the document	DateAndDateTime2Choice_EPC258-22_V4.0_DS01	
5	Date	<Dt>	[1..1]	Date	ISODate	
5	DateTime	<DtTm>	[1..1]	Date with time	ISODateTime	Only the UTC time format or the local time with UTC offset format can be used
4	Name	<Nm>	[0..1]	Name of the document, e.g. tax invoice	Max140Text	
4	Format	<Frmt>	[1..1]	Format of the document or template, e.g. pdf, xml, xslt	DocumentFormat1Choice_EPC258-22_V4.0_DS01	

DFÜ Agreement

Appendix 3: Specification of Data Formats

	Name	XML-Tag	Occurrence s	Definition	Typ	EPC-/DK-Rules
5	Code	<Cd>	[1..1]	In coded form	ExternalDocu mentFormat1 Code	
4	DigitalSignat ure	<DgtlSgntr >	[0..1]	Digital signature of the attached binary document	PartyAndSig nature3	
5	Party	<Pty>	[1..1]	Party	PartyIdentific ation135	As <NclsdFile> may only be used with a special agreement anyway, this element group, which is unchanged from the original ISO scheme, is not described in detail for reasons of clarity.
5	Signature	<Sgntr>	[1..1]	Signature of the party	SkipPayload	
4	Enclosure	<Nclsr>	[1..1]	Binary representation of the document	Max10MbBin ary	Up to 10,485,760 binary values

1.1.1.4 Payment Type Information

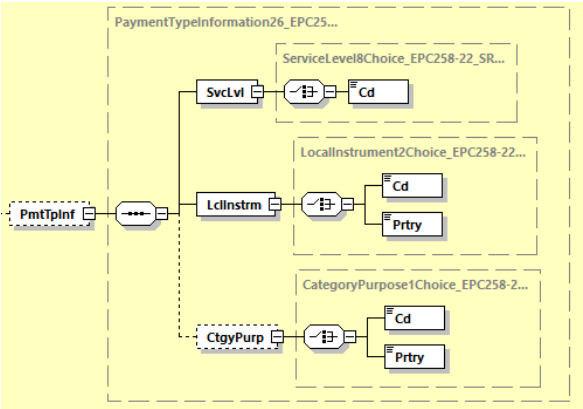


Diagram 6: pain.013.001.10, Payment Type Information

Definition

Set of characteristics for the type of payment

DFÜ Agreement

Appendix 3: Specification of Data Formats

Note: Payment instruments other than SCT or SCT Inst cannot be processed in accordance with the SEPA payment schemes. Other rules can be agreed bilaterally or multilaterally for non-SEPA payments (see below).

This element group is referred to several times. Therefore, the nesting depth in this chapter starts with 1. The number given here is added to the respective position in the schema to determine the total nesting depth.

The table is therefore marked with a plus sign in the column heading.

XML-Tag

<PmtTplInf>

Occurrences

[0..1]

Rules

+	Name	XML Tag	Occurrences	Definition	Type	EPC-/DK-Rules
1	ServiceLevel	<SvcLvl>	[1..1]	Agreement or rule on service level	ServiceLevel8Choice_EPC258-22_V4.0_DS01	Exactly one entry must be made.
2	Code	<Cd>	[1..1]	In coded form	ExternalServiceLevel1Code_EPC258-22_V4.0_DS01	For SEPA payments (SCT or SCT Inst), only SEPA is allowed. In the case of a non-SEPA payment, SRTF must be specified. The SEPA allocation is recommended.
1	LocalInstrument	<LclInstrm>	[1..1]	Payment instrument requested by the payee	LocalInstrument2Choice_EPC258-22_V4.0_DS01	

DFÜ Agreement

Appendix 3: Specification of Data Formats

+	Name	XML Tag	Occurrences	Definition	Type	EPC-/DK-Rules
2	Code	<Cd>	[1..1]	in coded form	ExternalLocalInstrument1Code_EPC258-22_V4.0_DS01	<p>The following codes are allowed:</p> <p>TRF (only payment by SCT)</p> <p>INST (only payment by SCT Inst)</p> <p>CTP (payee prefers payment by SCT, but SCT Inst is also allowed)</p> <p>ITP (payee prefers payment by SCT Inst, but SCT is also allowed)</p> <p>In the case of non-SEPA payments in the SEPA area, these codes can also be used (meaning credit transfer or real-time credit transfer).</p> <p>Other ISO codes require bilateral/multilateral agreement.</p>
2	Proprietary	<Prtry>	[1..1]	in proprietary form	Max35Text	<p>If no payment instrument is specified, NOTPROVIDED must be entered here.</p> <p>For non-SEPA payments, bi-/multilaterally agreed proprietary codes are also allowed here.</p>
1	CategoryPurpose	<CtgyPurp>	[0..1]	Instructions to the payer bank on the type of payment	CategoryPurpose1Choice_EPC258-22_V4.0_DS01	If a CategoryPurpose is specified, the coded display, i.e. the allocation of <Cd> is recommended
2	Code	<Cd>	[1..1]	in coded form	ExternalCategoryPurpose1Code	
2	Proprietary	<Prtry>	[1..1]	in proprietary form	Max35Text	

1.1.2 Retrieving pain.013 messages (sphere of the payer)

The payer can collect existing Payment Activation Requests for the payer via a zip file. The pain.013 messages contained in the zip file consist of exactly one RTP transaction, i.e. the occurrences of <PmtInf> and <CdtTrfTx> are each [1..1]. This is best implementable on the bank side and is not a disadvantage on the customer side, as usually only one transaction comes from one source (creator of the RTP) anyway. The zip file is transferred via EBICS with BTF parameters RTP/DE//pain.013/ZIP (or the order type CD3).

General Rule:

The individual messages specified in this way comply in particular with EPC rule DS-03. Only the deviations from the rules in chapter 1.1.1 are listed here.

In addition, the data for DS-03 must be taken from the elements or element groups of the same name in the interbank message (DS-02). Optional elements thus become mandatory fields if they are allocated in DS-02. Non-occupancy recommendations from chapter 1.1.1 are to be ignored in such cases.

DFÜ Agreement

Appendix 3: Specification of Data Formats

Deviation to the description of chapter Fehler! Verweisquelle konnte nicht gefunden werden.:

	Name	XML Tag	Occurrences	Definition	Deviation EPC-/DK Rule
1	PaymentInformation	<PmtInf>	[1..n]	Set of characteristics that applies to all underlying individual RTP transactions.	May be used exactly once, DK-Occurrences [1..1]

1.1.2.1 Group Header

Deviation to the description of chapter 1.1.1.1:

	Name	XML Tag	Occurrences	Definition	Deviating EPC-/DK Rule
2	NumberOfTransactions	<NbOfTxs>	[1..1]	Number of individual transactions in the entire message	The value is always 1

1.1.2.2 Payment Information

Deviation to the description of chapter 1.1.1.2:

	Name	XML Tag	Occurrences	Definition	Deviation EPC-/DK Rule
2	PaymentTypeInformation	<PmtTpInf>	[0..1]	Set of characteristics for the type of payment	Is not assigned at this level, but (analogous to EPC DS-02) only at transaction level Note: <PmtTpInf> can be assigned at this level during submission (either collector or Tx), but the information is always passed on at Tx level (in DS-02, the information is mandatory at Tx level and prohibited at PmtInf level). This means that the information is also passed on at Tx level when it is forwarded to the payer (1:1 transfer).
	...				
2	DebtorAccount	<DbtrAcct>	[0..1]	Account of the payer	In contrast to the submission side, the account cannot be specified when an RTP is provided/ collected by the payer because the stricter DK rule cannot be assumed here.
	...				
2	CreditTransferTransactionInformation	<CdtTrfTxInf>	[1..n]	RTP single transaction	May only be used once, i.e. DK-Occurrences [1..1]

DFÜ Agreement

Appendix 3: Specification of Data Formats

1.1.2.3 Credit Transfer Transaction Information

Deviation to the description of chapter 1.1.1.3:

	Name	XML-Tag	Kardinalität	Definition	Deviation EPC-/DK Rule
4	InstructionIdentification	<InstrId>	[0..1]	Referenz der den Auftrag übermittelnden Partei. Sie kann in mehreren Nachrichten enthalten sein, die sich auf die Anweisung beziehen.	Must be assigned according to EPC (with the value from DS-02), i.e. Occurrences [1..1] The following applies: Starting from the RTP service provider of the payee, this reference is an end-to-end reference (i.e. it is forwarded from there to the payer).
	...				
3	PaymentTypeInformation	<PmtTpInf>	[0..1]	Satz von Merkmalen zur Art der Zahlung	Must be assigned at this level in accordance with the EPC, i.e. Occurrences [1..1] Assignment with the values from DS-02 (in particular, if available, the optional Category Purpose). No other differences to chapter 1.1.1.4 (Payment Type Information)
	...				
4	InstructionInformation	<InstrInf>	[1..1]	Weisung in Freitextform	Only one of six options is permitted. These are: - "AT-C002/" followed by the BIC code of the payee's PSP - "AT-S013/" followed by the details of the charges - "AT-S016/" followed by the payment initiation status request - "AT-R113/" followed by the associated payee transaction reference "AT-B037/" followed by the activation reference - "AT-T002 Amount of RTP" (only possible for the first occurrence of the "Credit Transfer Transaction" in the case of instalment payments).
	...				

DFÜ Agreement

Appendix 3: Specification of Data Formats

	Name	XML-Tag	Kardinalität	Definition	Deviation EPC-/DK Rule
	...				
6	Reference	<Ref>	[1..1]	Eindeutige Referenz des Zahlungsempfängers	If the reference contains a check digit, the payer's RTP service provider is not obliged to check it or is authorised to continue processing if the check fails.
	...				
3	EnclosedFile	<NclsdFile>	[0..n]	Angehängtes Dokument oder Vorlage	<p>The use of this element group requires a special agreement with the payer's RTP service provider.</p> <p>The payer's RTP service provider is authorised to omit attachments or references in the absence of an agreement.</p> <p>All <NclsdFile> groups used together must not be larger than 10 MB.</p> <p>However, it can currently be assumed that no <NclsdFile> element groups will arrive in the clearing systems anyway due to the missing offer.</p>

1.2 Creditor Payment Activation Request Status Report

Status messages in pain.014 format are created at various points in the process chain for a Creditor Payment Activation Request, which can be an interim or final message. These are forwarded to the creditor.

Depending on their role in the RTP process, the following status messages are relevant for corporate customers:

- The status messages for the RTPs initiated by himself - in this case he is the payee. In this case, he is the payee; the status messages can come from various participants in the RTP process (see chapter 1.1.2).
- The status messages created by the payer ("Payer's Response"). In this case, he is the payer (see chapter 1.2.2)

The EPC has created several sets of rules for the various cases with their own - slightly differing - TVS (DS-04a and DS-04b+ / DS-06 / DS-09 (positive/negative) for the creditor and DS-07 (positive/negative) for the payer). The DK provides a standardised TVS that covers all cases.

1.2.1 Retrieving pain.014 messages (sphere of the payee)

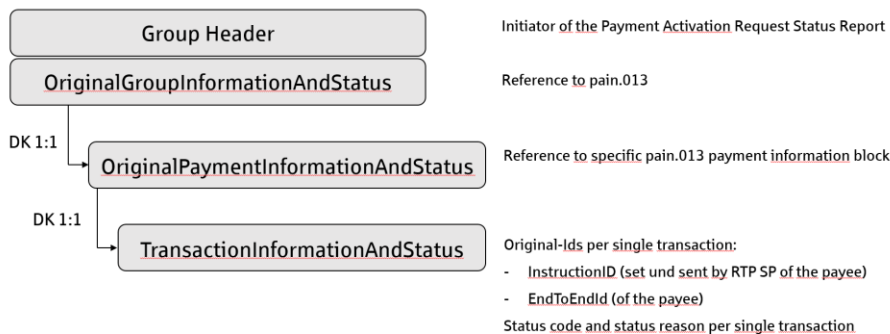


Diagram 7: RTP Status (Provision for the payee)

A payee receives status messages from their RTP service provider for their Payment Activation Requests in pain.014 format.

These are either created by the provider itself or are forwarded messages.

The following status messages can be provided by the creditor's RTP service provider:

- Reject message
(created by the payee's RTP service provider, rule set DS-04a)
- Reject message from the payer's RTP service provider
(forwarded, rulebook DS-04b+)
- Technical positive (intermediate) status
(forwarded, rulebook DS-06)
- Positive or negative status of the payer
(forwarded, rule set DS-09)

DFÜ Agreement

Appendix 3: Specification of Data Formats

They are provided in 1 to n pain.014 messages bundled in a ZIP container.

Whether the status message is provided individually (always one transaction/status per pain.014) or collectively (status messages from different transactions, but which must originate from the same pain.013 origin collector, combined in one pain.014) depends on the current requirement/use case and is agreed between the payee's RTP service provider and the payee.

Irrespective of this (provision as a single transaction or as a batch), the status code (with reason if applicable) is always set at transaction level. In particular, it is not used in the group header or at payment information level even if the status codes are all the same. One of the reasons for this is that the reason code is usually different even if the status code is the same.

If several transactions are bundled into one pain.014 message, the rule is that a pain.014 message may only ever contain status messages for the RTP transactions of the same original order (pain.013 message/bulk).

It can also be assumed that the time window for responding to the individual RTP transactions is too long to wait for all status messages for a pain.013.

As a rule, there are therefore several status messages from one original order (pain.013 message) until the expiry date of the RTP is reached - regardless of whether these are provided individually or as a batch.

Existing status messages are transmitted via EBICS with the BTF parameters RTP/DE/pain.014/ZIP (or the order type CD4).

The times of provision and the provision mode (only delta or always overall status of an RTP bulk) must be agreed⁴. In the case of an overall status, all transactions of a pain.013 origin bulk are summarised in a pain.014 bulk.

⁴ Customer portals must be able to provide the overall view for each retrieval. For collection by (EBICS) customer systems that trigger follow-up processes with the status (e.g. automatic dunning), a delta delivery makes more sense.

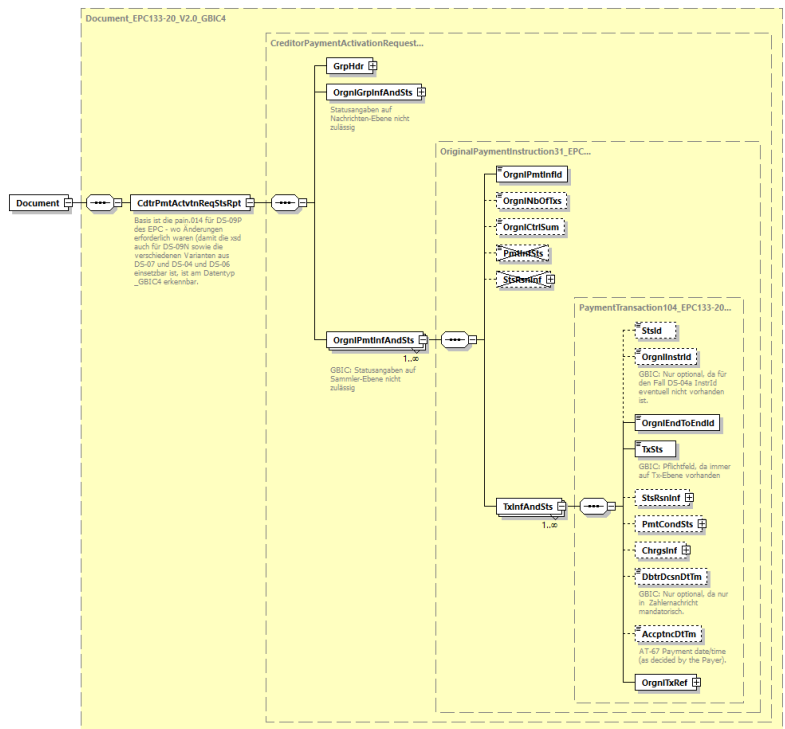


Diagram 8: pain.014.001.07, Creditor Payment Activation Request Status Report

Definition

Information about the positive or negative status or the interim status of a request to pay, including the reason if applicable

XML Tag

<CdtPmtActvtnReqStsRpt>

Occurrences

[1..1]

Rules

	Name	XML-Tag	Occurrence	Definition	Typ	EPC-/DK-Rules
1	GroupHeader	<GrpHdr>	[1..1]	See chapter 1.2.1.1		
1	OriginalGroupInformationAndStatus	<OrgnlGrpInfAndSts>	[1..1]	See chapter 1.2.1.2		

Kommentiert [SR2]: For pain.014 there is no ISO version change on the part of EPC and, from today's perspective, no TVS changes - nevertheless, DK will create a new GBIC5 subset (based on V 4.0 SRTP) as soon as the final EPC TVS is available. In this documentation, however, the graphics are still generated from the existing V2.0_GBICS-TV5 (occasionally recognizable by the old data type names).

DFÜ Agreement

Appendix 3: Specification of Data Formats

	Name	XML-Tag	Occurrences	Definition	Typ	EPC-/DK-Rules
1	OriginalPaymentInformationAndStatus	<OrgnPmtInfAndSts>	[1..n]	See chapter 1.2.1.3		<p>Must be used at least once.</p> <p>This element group may be present more than once if agreed accordingly.</p> <p>If the payee has offered the choice between a one-off payment and instalment payments in the original pain.013, both payment information blocks received must be specified here.</p>

1.2.1.1 Group Header

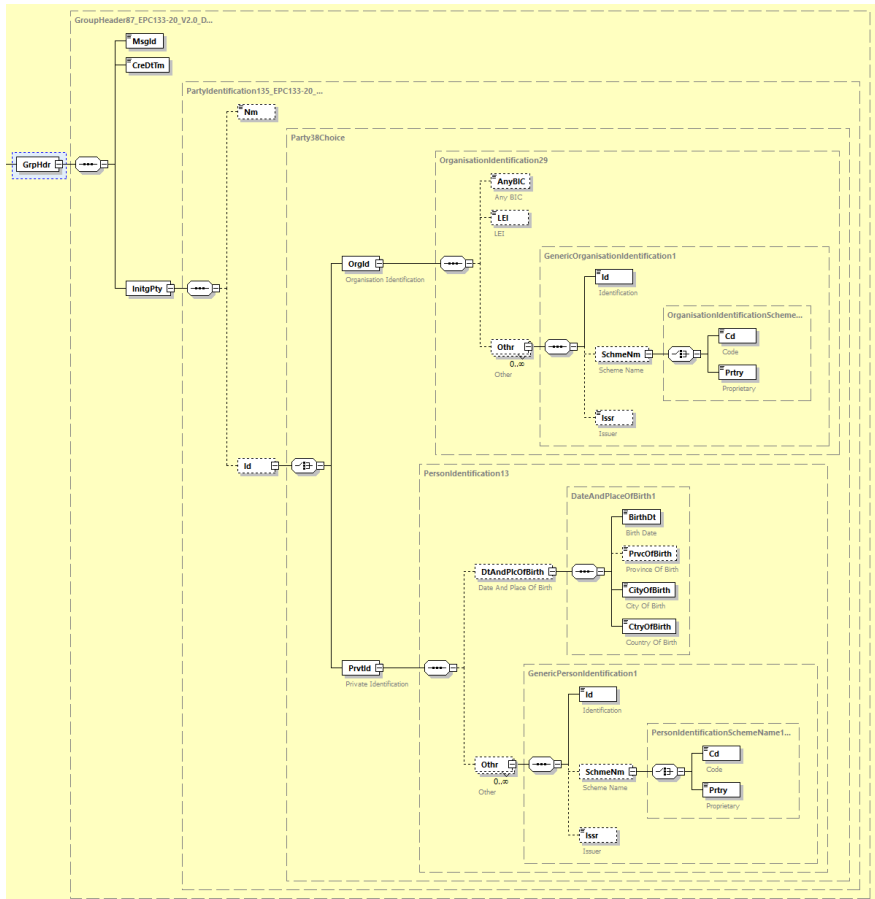


Diagram 9: pain.014.001.07, Group Header

Definition

Characteristics that apply to the entire message.

Note: In the case of composite pain.014 (i.e. when several status messages from different RTPs/payers from one original pain.013 are provided to the creditor in one pain.014 message), the creditor's RTP service provider is deemed to be the initiating party of the (overall) message: the Group Header is therefore filled accordingly.

If the creditor's RTP service provider forwards individual pain.014 transactions to the creditor, the group header data is also forwarded 1:1.

XML Tag

<GrpHdr>

DFÜ Agreement

Appendix 3: Specification of Data Formats

Occurrences

[1..1]

Rules

	Name	XML-Tag	Occurrences	Definition	Typ	EPC-/DK-Rules
2	MessageIdentification	<MsgId>	[1..1]	Point to point reference assigned by the instructing party and sent to the next party in the chain to unambiguously identify the message.	Max35Text	
2	CreationDateTime	<CreDtTm>	[1..1]	Date and time at which the status report was created by the instructing party.	ISODateTime	
2	InitiatingParty	<InitgPty>	[1..1]	Party that prepared the status report	PartyIdentification135_EPC258-22_V4.0_DS09P	This is a collection of status information on various RTPs (from the same pain.013 collector). The creditor's RTP service provider compiles this status report.
3	Name	<Nm>	[0..1]	Name of the initiating party	Max140Text_EPC258-22_V4.0_DS09P	Maximum 70 characters permitted. May only be used if <InitgPty> is the payer.
3	Identification	<Id>	[0..1]	Unique identifiers for an organisation or person	Party38Choice	Assignment Rules of the individual elements analogue to pain.013 (see chapter 1.1.2). This group must be assigned if <InitgPty> is not the payer. In this case, only the <OrgId> branch may be used, whereby a distinction must be made between PSP and non-PSP according to EPC rules.

1.2.1.2 Original Group Information And Status

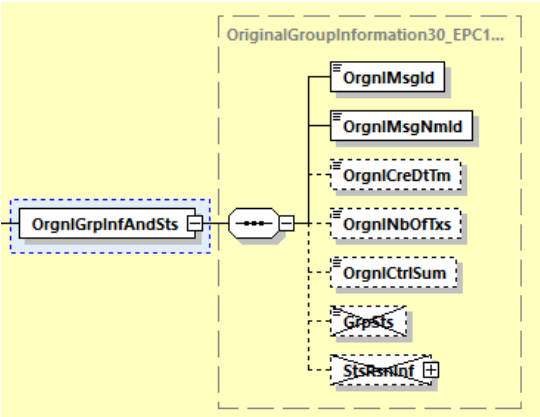


Diagram 10: pain.014.001.07, Original Group Information And Status

Definition

Identification data that applies to all transactions in this message.

XML Tag

<OrgnlGrpInfAndSts>

Occurrences

[1..1]

Rules

	Name	XML-Tag	Occurrences	Definition	Typ	EPC-/DK-Rules
2	OriginalMessageIdentification	<OrgnlMsgId>	[1..1]	Reference of the original message	Max35Text	
2	OriginalMessageNameIdentification	<OrgnlMsgNmId>	[1..1]	Name / type of the original message	Max35Text	Only pain.013.001.10 is allowed
2	OriginalCreationDateTime	<OrgnlCreDtTm>	[0..1]	Time of creation of the original message	ISODateTime	
2	OriginalNumberOfTransactions	<OrgnlNbOfTx>	[0..1]	Number of individual transactions within the entire original message	Max15NumericText	

DFÜ Agreement

Appendix 3: Specification of Data Formats

	Name	XML-Tag	Occurrences	Definition	Typ	EPC-/DK-Rules
2	OriginalControlSum	<OrgnlCtrlSum>	[0..1]	Sum of the amounts of all individual transactions within the entire original message	Decimal Number	
2	GroupStatus	<GrpSts>	[0..0]	Status at message level		DK Rule: Not used at this level, therefore also cancelled in DK-TVS
2	StatusReasonInformation	<StsRsnlnf>	[0..0]	Status reason at message level		DK Rule: Not used at this level, therefore also cancelled in DK-TVS

1.2.1.3 Original Payment Information And Status

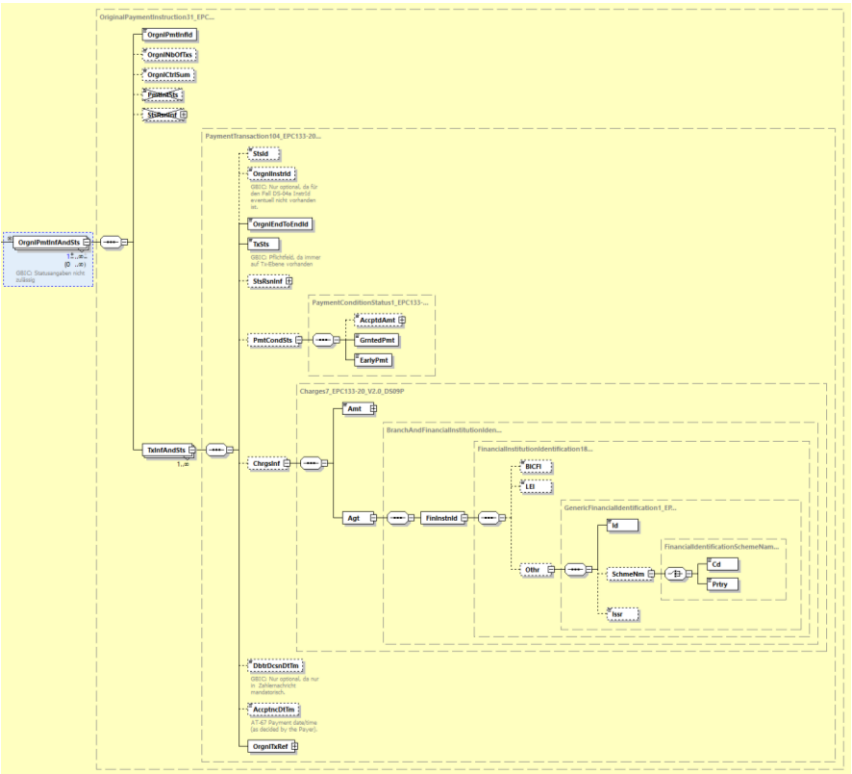


Diagram 11: pain.014.001.07, Original Payment Information And Status

DFÜ Agreement

Appendix 3: Specification of Data Formats

Definition

Identification data that applies to all transactions in this Payment Information Block (bulk).

XML-Tag

<OrgnPmtInfAndSts>

Occurrences

[1..1]

Rules

	Name	XML-Tag	Occurrences	Definition	Typ	EPC-/DK-Rules
2	OriginalPaymentInformationIdentification	<OrgnPmtInfId>	[1..1]	Identification of the original PaymentInformation block	Max35Text	
2	OriginalNumberOfTransactions	<OrgnNbOfTx>	[0..1]	Number of individual transactions within the original PaymentInformation block	Max15NumericText	
2	OriginalControlSum	<OrgnCtrlSum>	[0..1]	Sum of the amounts of all individual transactions of the original PaymentInformation block	DecimalNumber	
2	PaymentInformationStatus	<PmtInfSts>	[0..0]	Status at bulk level		DK Rule: Not used at this level, therefore also cancelled in DK-TVS
2	StatusReasonInformation	<StsRsnInf>	[0..0]	Status reason at bulk level		DK Rule: Not used at this level, therefore also cancelled in DK-TVS
2	TransactionInformationAndStatus	<TxInfAndSts>	[1..n]	Key data at transaction level	PaymentTransaction104_EPC258-22_V4.0_DS09P_GBIC5	This element group can be present several times per individual RTP if instalment payment has been granted.

DFÜ Agreement

Appendix 3: Specification of Data Formats

	Name	XML-Tag	Occurrences	Definition	Typ	EPC-/DK-Rules
3	StatusIdentification	<StsId>	[0..1]	Specific reference of the bank that set the status	Max35Text	This element is a mandatory field unless the status has been set by the payer.
3	OriginalInstructionIdentification	<OrgnlInstrId>	[0..1]	Reference of the original transaction	Max35Text	To be provided, if available (it can only be missing if the status is set by the payee's RTP provider)
3	OriginalEndToEndIdentification	<OrgnlEndToEndId>	[1..1]	End-to-end reference of the submitter from the original transaction	Max35Text	
3	TransactionStatus	<TxSts>	[1..1]	Status of the transaction	ExternalPaymentTransactionStatus1Code_EPC258_22_V4.0_DS09P	Permitted codes and further details see chapter 1.2.3
3	StatusReasonInformation	<StsRsnInf>	[0..1]	See chapter 1.2.1.4		Status reasons (if any) must be specified at this level.
3	PaymentConditionStatus	<PmtCondSts>	[0..1]	Conditions for the execution of the payment.	PaymentConditionStatus1_EPC258_22_V4.0_DS09P	Only permitted if payment conditions were specified in the associated RTP transaction and it is a positive status message from the payer.
4	AcceptedAmount	<AcctpdAmt>	[0..1]	Amount accepted for payment	ActiveCurrencyAndAmount_EPC258_22_V4.0_DS09P	Only permitted and then mandatory if <AmtModAllwd> was set to true in the associated RTP transaction.
4	GuaranteedPayment	<GrntdPmt>	[1..1]	Indicates whether a payment guarantee is requested (assuming a corresponding agreement between the actors)	TrueFalseIndicator	true is only permitted if this was specified in the associated RTP transaction. Otherwise always false.

DFÜ Agreement

Appendix 3: Specification of Data Formats

	Name	XML-Tag	Occurrences	Definition	Typ	EPC-/DK-Rules
4	EarlyPayment	<EarlyPmt>	[1..1]	Indicates whether the payer will pay before the specified execution date.	TrueFalseIndicator	true is only permitted if this was also specified in the associated RTP transaction (Early Payment Allowed). In this case, <AccptncDtTm> is also mandatory
3	ChargesInformation	<ChrgsInf>	[0..1]	Information on transaction fees in connection with the status report	Charges7_EPC258-22_V4.0_DS09P	The group may be provided a maximum of once. It may not be used for rejects by the payee's RTP service provider or a positive intermediate functional status (ACTC).
4	Amount	<Amt>	[1..1]	Amount	ActiveOrHistoricCurrencyAndAmount_EPC258-22_V4.0_DS09P	
4	Agent	<Agt>	[1..1]	Partei, der die Gebühren geschuldet werden	BranchAndFinancialInstitutionIdentification6_EPC258-22_V4.0_DS09P	
5	FinancialInstitutionIdentification	<FinInstnId>	[1..1]	eindeutige Identifikation eines Zahlungsdienstleisters	FinancialInstitutionIdentification18_EPC258-22_V4.0_DS09P	
6	BICFI	<BICFI>	[0..1]	Business Identifier Code (BIC) of a PSP	BICFIDec2014Identifier	
6	LEI	<LEI>	[0..1]	Legal Entity Identifier	LEIIdentifier	
6	Other	<Othr>	[0..1]	Other type of identification	GenericFinancialIdentification1_EPC258-22_V4.0_DS09P	Must be used if the party is not a ZDL or the party is a ZDL but is not identified by BICFI or LEI.

DFÜ Agreement

Appendix 3: Specification of Data Formats

	Name	XML-Tag	Occurrences	Definition	Typ	EPC-/DK-Rules
7	Identification	<Id>	[1..1]	Identification	Max35Text	If the payer's RTP service provider is not a ZDL, but is to be specified by BIC or LEI, this must be entered here.
7	SchemeName	<SchmeNm>	[0..1]	Scheme Name	FinancialIdentificationSchemeName1Choice_EPC258-22_V4.0_DS09P	
8	Code	<Cd>	[1..1]	in coded form	ExternalFinancialInstitutionIdentification1Code	
8	Proprietary	<Prtry>	[1..1]	in proprietary form	Max35Text	If the payer's RTP service provider is not a ZDL, but can be specified via BICFI or LEI, then ANYBIC or LEI must be specified here
7	Issuer	<Issr>	[0..1]	Publisher of the identification	Max35Text	
3	DebtorDecisionDateTime	<DbtrDcsnDtTm>	[0..1]	Date/time of the payer's response	ISODateTime	This field is only permitted and mandatory if the status message originates from the payer.
3	AcceptanceDateTime	<AcptncDtTm>	[0..1]	Date/time at which the payer accepted the Request-To-Pay	ISODateTime	This field is only permitted and mandatory if the status message originates from the payer, is positive and the payment execution will take place before <ReqdExctnDt>. Mandatory if <EarlyPmt> has the value <code>true</code> .
3	OriginalTransactionReference	<OrgnlTxRef>	[1..1]	See chapter 1.2.1.5		

1.2.1.4 Status Reason Information

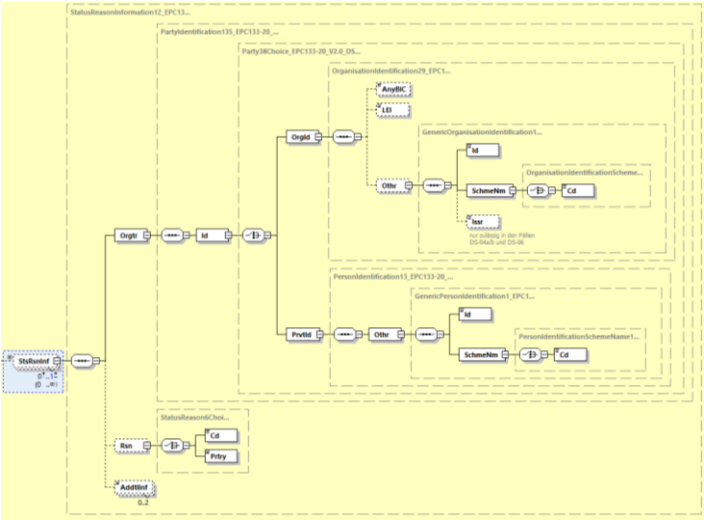


Diagram 12: pain.014.001.07, Status Reason Information

Definition

Information on the reason for the set status.

XML Tag

<StsRsnInf>

Occurrences

[0..1]

Rules

+	Name	XML-Tag	Occurrence s	Definition	Typ	EPC-/DK-Rules
1	Originator	<Orgtr>	[1..1]	Party that issues the status	PartyIdentification13_5_EPC258-22_V4.0_DS09P_2	Must be provided

DFÜ Agreement

Appendix 3: Specification of Data Formats

+	Name	XML-Tag	Occurrences	Definition	Typ	EPC-/DK-Rules
2	Identification	<Id>	[1..1]	Unique identification of a person or organisation	Party38Choice_EP C258-22_V4.0_DS09P	The selection <PrvtId> may only be assigned if the payer has set the status, otherwise this is always <OrgId>.
3	Organisation identification	<OrgId>	[1..1]	Unique identification code of an organisation	OrganisationIdentification29_EP PC258-22_V4.0_DS09P	Either <AnyBIC>, <LEI> or <Othr> may be used
4	AnyBIC	<AnyBIC>	[0..1]	Business Identifier Code (SWIFT-Code)	AnyBICDec2014Identifier	
4	LEI	<LEI>	[0..1]	Legal Entity Identifier	LEIIdentifier	
4	Other	<Othr>	[0..1]	Other type of identification	GenericOrganisationIdentification1_EP C258-22_V4.0_DS09P	May occur a maximum of once. If the payer has set the status and its identification is an account, this element group must be used.
5	Identification	<Id>	[1..1]	Identification code	Max35Text	
5	SchemeName	<SchemeName>	[0..1]	Scheme Name	OrganisationIdentificationSchemeName1Choice_EP C258-22_V4.0_DS09P	If the payer has set the status, this sub-element group must be assigned.
6	Code	<Cd>	[1..1]	in coded form	ExternalOrganisationIdentification1Code_EP C258-22_V4.0_DS09P	If the payer has set the status, BOID (Business Other Identification) must be used here.
6	Proprietary	<Prty>	[1..1]	in proprietary form	Max35Text	
5	Issuer	<Issr>	[0..1]	Issuer of the identifier	Max35Text	If the payer has set the status, this element must not be assigned

DFÜ Agreement

Appendix 3: Specification of Data Formats

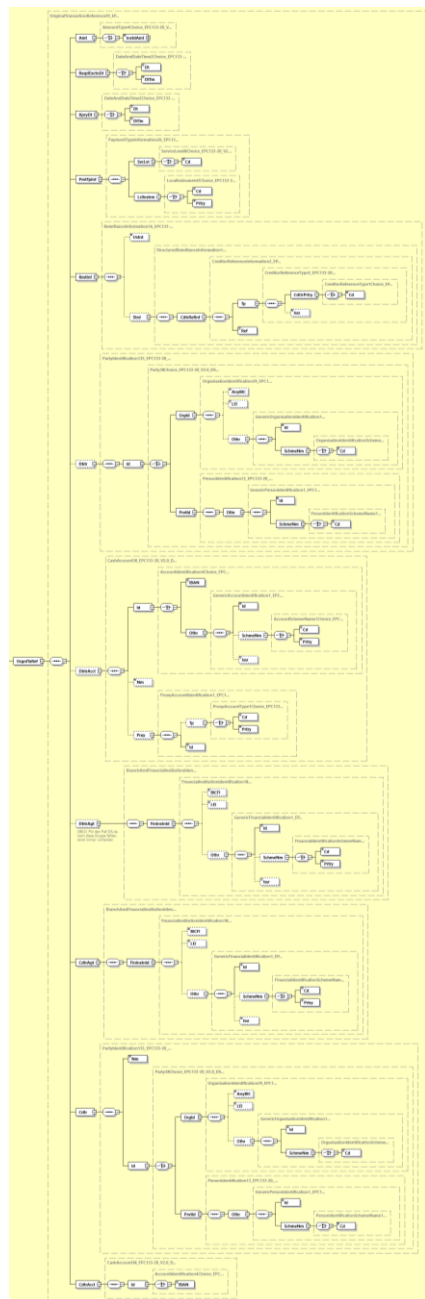
+	Name	XML-Tag	Occurrence	Definition	Typ	EPC-/DK-Rules
3	PrivateIdentification	<PrvtId>	[1..1]	Identification of a natural person	PersonIdentification13_EPC258-22_V4.0_DS09P	Group may only be used if the payer has set the status
4	Other	<Othr>	[1..1]	Other type of identification	GenericPersonIdentification1_EPC258-22_V4.0_DS09P	
5	Identification	<Id>	[1..1]	Identification code	Max35Text	
5	SchemeName	>SchmeNm>	[1..1]	Scheme Name	PersonIdentificationSchemeName1Choice_EPC258-22_V4.0_DS09P	
6	Code	<Cd>	[1..1]	in coded form	ExternalPersonIdentification1Code_EPC258-22_V4.0_DS09P	Only POID (Person Other Identification) ist allowed
1	Reason	<Rsn>	[0..1]	Reason for the set status	StatusReason6Choice_EPC258-22_V4.0_DS09N	Status reason - Must not be assigned together with <AddtlInf>. In particular, only permitted and mandatory for RJCT status.
2	Code	<Cd>	[1..1]	Grund in coded form	ExternalStatusReason1Code	Permissible data (according to EPC) see chapter 1.2.4
2	Proprietary	<Prtry>	[1..1]	Grund in proprietary form	Max35Text	Permissible data (according to EPC) see chapter 1.2.4

DFÜ Agreement

Appendix 3: Specification of Data Formats

+	Name	XML-Tag	Occurrences	Definition	Typ	EPC-/DK-Rules
1	AdditionalInformation	<AddtlInf>	[0..3]	Textual information on the status reason	Max105Text	<p>Only permitted in connection with a positive status set by the payer (to be taken from the corresponding interbank message DS-08P).</p> <p>This is information from the payer about the accepted payment instrument or a payment guarantee.</p> <p>Must not be used together with <Rsn><Prtry>.</p>

1.2.1.5 Original Transaction Reference



DFÜ Agreement

Appendix 3: Specification of Data Formats

Diagram 13: pain.014.001.07, Original Transaction Reference

Definition

Characteristics of the original transaction.

The data for the **entire structure** must always be taken 1:1 from the original transaction (or is taken from the corresponding pain.014 interbank predecessor message), unless otherwise described in the last column of the table.

Note: In the case of instalment payments, there is one transaction per instalment date.

XML Tag

<OrgnlTxRef>

Occurrences

[1..1]

Rules

	Name	XML-Tag	Occurrences	Definition	Typ	EPC-/DK-Rules
4	Amount	<Amt>	[1..1]	Amount requested	AmountType4Choice_EPC258-22_V4.0_DS09P	
5	InstructedAmount	<InstdAmt>	[1..1]	Amount (with a maximum of 2 decimals)	ActiveOrHistoricCurrencyAndAmount_EPC258-22_V4.0_DS09P_2	
4	RequestedExecutionDate	<ReqdExctnDt>	[1..1]	Desired execution date/time at which the payment is to be triggered.	DateAndDateTime2Choice_EPC258-22_V4.0_DS09P	Note: This information is taken either from the PaymentInformation block of pain.013 or from the transaction (instalment dates). In the case of instalment payments, the date of the first instalment must be entered here.
5	Date	<Dt>	[1..1]	Execution date as date	ISODate	

DFÜ Agreement

Appendix 3: Specification of Data Formats

	Name	XML-Tag	Occurrences	Definition	Typ	EPC-/DK-Rules
5	DateTime	<DtTm>	[1..1]	Execution date as date with time	ISODateTime	Only the UTC time format or the local time with UTC offset format can be used.
4	ExpiryDate	<XpryDt>	[1..1]	Date/time by which the payer must have accepted or rejected the RTP.	DateAndDateTime2Choice_EPC258-22_V4.0_DS09P	
5	Date	<Dt>	[1..1]	Execution date as date	ISODate	
5	DateTime	<DtTm>	[1..1]	Execution date as date with time	ISODateTime	Only the UTC time format or the local time with UTC offset format can be used.
4	PaymentTypeInformation	<PmtTpInf>	[1..1]	Set of characteristics for the type of payment	PaymentTypeInformation26_EPC258-22_V4.0_DS09P	
5	ServiceLevel	<SvcLvl>	[1..1]	Vereinbarung oder Regel zum Service Level	ServiceLevel8Choice_EPC258-22_V4.0_DS09P	
6	Code	<Cd>	[1..1]	In coded form	ExternalServiceLevel1Code	
5	LocalInstrument	<LclInstrm>	[1..1]	Payment instrument requested by the payee	LocalInstrument2Choice_EPC258-22_V4.0_DS09P	
6	Code	<Cd>	[1..1]	in coded form	ExternalLocalInstrument1Code	
6	Proprietary	<Prtry>	[1..1]	in proprietary form	Max35Text	

DFÜ Agreement

Appendix 3: Specification of Data Formats

	Name	XML-Tag	Occurrences	Definition	Typ	EPC-/DK-Rules
4	RemittanceInformation	<RmtInf>	[1..1]	Remittance Information	Remittance Information 16_EPC258-22_V4.0_DS09P	The assignment options in this element group are shown in 1.1.1.3 (original transaction). However, only either <Ustrd> or <Strd> may be assigned here. It is recommended to return the first occurrence of <Ustrd> if both <Ustrd> and <Strd> were used in the original transaction.
5	Unstructured	<Ustrd>	[0..1]	Unstructured Remittance Information	Max140Text	In the case of two <Ustrd> specifications in the original transaction, this is the first specification (starting with AT-T009/ , i.e. the end-to-end reference of the payment recipient) must be entered here.
5	Structured	<Strd>	[0..1]	Structured Remittance Information	Structured Remittance Information 16_EPC258-22_V4.0_DS09P	To be assigned if the end-to-end reference of the payment recipient was specified under <CdtRefInf>.
6	ReferredDocumentAmount	<RfrdDocAmt>	[0..1]	Amount and currency in connection with the document referenced in the structured remittance information.	Remittance Amount2_EPC258-22_V4.0_DS09P	
7	CreditNoteAmount	<CdtNoteAmt>	[0..1]	The amount specified for the document in question is the amount of a credit note	ActiveOrHistoricCurrencyAndAmount_EPC258-22_V4.0_DS09P_3	Only permissible in the case of a credit note. A maximum of two decimals are permitted.

DFÜ Agreement

Appendix 3: Specification of Data Formats

	Name	XML-Tag	Occurrences	Definition	Typ	EPC-/DK-Rules
6	CreditorReferenceInformation	<CdrRefInf>	[0..1]	Reference information of the payee to identify the deposited documents/Information.	CreditorReferenceInformation2_EPC258-22_V4.0_DS09P	
7	Type	<Tp>	[1..1]	Type of reference	CreditorReferenceType2_EPC258-22_V4.0_DS09P	
8	CodeOrProprietary	<CdOrPrtry>	[1..1]	Coded or proprietary form	CreditorReferenceType1Choice_EPC258-22_V4.0_DS09P	
9	Code	<Cd>	[1..1]	In coded form	DocumentType3Code	
8	Issuer	<Issr>	[0..1]	Issuer of the Identifier	Max35Text	
7	Reference	<Ref>	[1..1]	Unique reference of the payee	Max35Text	
4	Debtor	<Dbtr>	[0..1]	Payer	PartyIdentification135_EPC258-22_V4.0_DS09P_3	Either this or the <DbtrAcct> element group must be assigned.
5	Identification	<Id>	[1..1]	Unique identifier for a person or group	Party38Choice_EPC258-22_V4.0_DS09P_2	
6	OrganisationIdentification	<OrgId>	[1..1]	Identification of an organization	OrganisationIdentification29_EPC258-22_V4.0_DS09P	
7	AnyBIC	<AnyBIC>	[0..1]	Business Identifier Code	AnyBICDec2014Identifier	
7	LEI	<LEI>	[0..1]	Legal Entity Identifier	LEIIdentifier	

DFÜ Agreement

Appendix 3: Specification of Data Formats

	Name	XML-Tag	Occurrences	Definition	Typ	EPC-/DK-Rules
7	Other	<Othr>	[0..1]	Other type of identification	GenericOrganisationIdentification1_EPC258-22_V4.0_DS09P	In contrast to pain.013 (up to two entries are permitted), a maximum of one entry is permitted here, namely BOID (not BCID)
8	Identification	<Id>	[1..1]	Identification code	Max35Text	In the event of non-use, NOTPROVIDED must be entered here.
8	SchemeName	<SchmeNm>	[1..1]	Scheme Name	OrganisationIdentificationSchemeName1Choice_EPC258-22_V4.0_DS09P	
9	Code	<Cd>	[1..1]	In coded form	ExternalOrganisationIdentification1Code_EPC258-22_V4.0_DS09P	Nur BOID (andere bilataral vereinbarte Business Identifikation) darf angegeben werden.
6	PrivateIdentification	<PrvtId>	[1..1]	Identification of a natural person	PersonIdentification13_EPC258-22_V4.0_DS09P	
7	Other	<Othr>	[1..1]	Other type of identification	GenericPersonIdentification1_EPC258-22_V4.0_DS09P	In contrast to pain.013 (up to two entries permitted), a maximum of one entry is permitted here, as only POID may be returned (not PCID)
8	Identification	<Id>	[1..1]	Identification code	Max35Text	
8	SchemeName	<SchmeNm>	[1..1]	Scheme Name	PersonIdentificationSchemeName1Choice_EPC258-22_V4.0_DS09P	An assignment is mandatory if <Id> is not equal to NOTPROVIDED

DFÜ Agreement

Appendix 3: Specification of Data Formats

	Name	XML-Tag	Occurrences	Definition	Typ	EPC-/DK-Rules
9	Code	<Cd>	[1..1]	In coded form	ExternalPersonIdentification1Code_EPC258-22_V4.0_DS09P	Only POID (other bilaterally agreed person identification) may be specified.
4	DebtorAccount	<DbtrAcct>	[0..1]	Account of the payer	CashAccount38_EPC258-22_V4.0_DS09P	Either this or the <Dbtr> element group must be provided. Assignment mandatory if also present in original message
5	Identification	<Id>	[1..1]	Identification of the account	AccountIdentification4Choice_EPC258-22_V4.0_DS09P	
6	IBAN	<IBAN>	[1..1]	International Bank Account Number (IBAN)	IBAN2007Identifier	
6	Other	<Othr>	[1..1]	Account identification other than IBAN	GenericAccountIdentification1_EPC258-22_V4.0_DS09P	
7	Identification	<Id>	[1..1]	Identification of the account	Max34Text	
7	SchemeName	<SchemeNm>	[0..1]	Scheme Name	AccountSchemeName1Choice_EPC258-22_V4.0_DS09P	
8	Code	<Cd>	[1..1]	in coded form	ExternalAccountIdentification1Code	
8	Proprietary	<Prtry>	[1..1]	in proprietary form	Max35Text	
7	Issuer	<Issr>	[0..1]	Publisher of the identification	Max35Text	
5	Type	<Tp>	[0..1]	Specifies the type or purpose of the account	CashAccountType2Choice	

DFÜ Agreement

Appendix 3: Specification of Data Formats

	Name	XML-Tag	Occurrences	Definition	Typ	EPC-/DK-Rules
6	Code	<Cd>	[1..1]	in coded form	ExternalCashAccountType1Code	
6	Proprietary	<Prtry>	[1..1]	in proprietary form	Max35Text	
5	Currency	<Ccy>	[0..1]	Identification of the currency in which the account is held.	ActiveOrHistoricCurrencyCode	
5	Name	<Nm>	[0..1]	Account name	Max70Text	
5	Proxy	<Prxy>	[0..1]	Alternative Identification of the account (Proxy)	ProxyAccountIdentification1_EPC258-22_V4.0_DS09P	
6	Type	<Tp>	[0..1]	Proxytyp	ProxyAccountType1Choice_EPC258-22_V4.0_DS09P	
7	Code	<Cd>	[1..1]	in coded form	ExternalProxyAccountType1Code	
7	Proprietary	<Prtry>	[1..1]	in proprietary form	Max35Text	
6	Identification	<Id>	[1..1]	Proxy-Identifier	Max2048Text	
4	DebtorAgent	<DbtrAgt>	[0..1]	RTP service provider of the Payer	BranchAndFinancialInstitutionIdentification6_EPC258-22_V4.0_DS09P_2	<DbtrAgt> must not be used if a reject has already been issued by the payee's RTP service provider. Otherwise the assignment is mandatory
5	FinancialInstitutionIdentification	<FinInstnId>	[1..1]	Unique identification of a PSP	FinancialInstitutionIdentification18_EPC258-22_V4.0_DS09P_2	
6	BICFI	<BICFI>	[0..1]	Business Identifier Code (BIC) eines ZDL	BICFIDec2014Identifier	

DFÜ Agreement

Appendix 3: Specification of Data Formats

	Name	XML-Tag	Occurrences	Definition	Typ	EPC-/DK-Rules
6	LEI	<LEI>	[0..1]	Legal Entity Identifier	LEIIdentifier	
6	Other	<Othr>	[0..1]	Other type of identification	GenericFinancialIdentification1_EPC258-22_V4.0_DS09P_2	
7	Identification	<Id>	[1..1]	Identifier	Max35Text	
7	SchemeName	<SchmeNm>	[0..1]	Scheme Name	FinancialIdentificationSchemeName1Choice_EPC258-22_V4.0_DS09P	
8	Code	<Cd>	[1..1]	in coded form	ExternalFinancialInstitutionIdentification1Code	
8	Proprietary	<Prtry>	[1..1]	in proprietary form	Max35Text	
7	Issuer	<Issr>	[1..1]	Publisher of the identifier	Max35Text	
4	CreditorAgent	<CdtrAgt>	[1..1]	RTP service provider of the payee	BranchAndFinancialInstitutionIdentification6_EPC258-22_V4.0_DS09P_3	Substructure analogue <DbtrAgt> (see above)
4	Creditor	<Cdtr>	[1..1]	Zahlungsempfänger	PartyIdentification135_EPC258-22_V4.0_DS09P_4	
5	Name	<Nm>	[1..1]	Name des Zahlungsempfängers	Max140Text_EPC258-22_V4.0_DS09P	Maximum 70 characters possible
5	Identification	<Id>	[1..1]	Identification of the payee	Party38Choice_EPC258-22_V4.0_DS09P_3	

DFÜ Agreement

Appendix 3: Specification of Data Formats

	Name	XML-Tag	Occurrences	Definition	Typ	EPC/DK-Rules
6	OrganisationIdentification	<OrgId>	[1..1]	Identification of an organization	OrganisationIdentification29_EPC258-22_V4.0_DS09P_2	
7	AnyBIC	<AnyBIC>	[0..1]	Business Identifier Code	AnyBICDec2014Identifier	
7	LEI	<LEI>	[0..1]	Legal Entity Identifier	LEIIdentifier	
7	Other	<Othr>	[0..1]	Other type of identification	GenericOrganisationIdentification1_EPC258-22_V4.0_DS09P_2	In contrast to pain.013 (up to two entries are permitted), a maximum of one entry is permitted here, namely BOID (not BCID)
8	Identification	<Id>	[1..1]	Identification code	Max35Text	Im Falle einer Nichtverwendung ist hier NOTPROVIDED anzugeben.
8	SchemeName	<SchemeNm>	[1..1]	Scheme Name	OrganisationIdentificationSchemeName1Choice_EPC258-22_V4.0_DS09P_2	
9	Code	<Cd>	[1..1]	In coded form	ExternalOrganisationIdentification1Code_EPC258-22_V4.0_DS09P	Only BOID (other bilaterally agreed business identification) may be specified.
6	PrivateIdentification	<PrvtId>	[1..1]	Identification of a natural person	PersonIdentification13_EPC258-22_V4.0_DS09P_2	
7	Other	<Othr>	[1..1]	Other type of identification	GenericPersonIdentification1_EPC258-22_V4.0_DS09P_2	In contrast to pain.013 (up to two entries permitted), a maximum of one entry is permitted here, as only POID may be returned (not PCID)

DFÜ Agreement

Appendix 3: Specification of Data Formats

	Name	XML-Tag	Occurrences	Definition	Typ	EPC-/DK-Rules
8	Identification	<Id>	[1..1]	Identification code	Max35Text	
8	SchemeName	<SchmeNm>	[1..1]	Scheme Name	PersonIdentificationSchemeName1Choice_EPC258-22_V4.0_DS09P_2	An assignment is mandatory if <Id> is not equal to NOTPROVIDED
9	Code	<Cd>	[1..1]	In coded form	ExternalPersonIdentification1Code_EPC258-22_V4.0_DS09P	Only POID (other bilaterally agreed person identification) may be specified.
4	CreditorAccount	<CdtrAcct>	[1..1]	Account of the payee	CashAccount38_EPC258-22_V4.0_DS09P_2	
5	Identification	<Id>	[1..1]	Identification of the account	AccountIdentification4Choice_EPC258-22_V4.0_DS09P_2	
6	IBAN	<IBAN>	[1..1]	International Bank Account Number (IBAN)	IBAN2007Identifier	

1.2.2 Sending pain.014 messages (sphere of the payer)

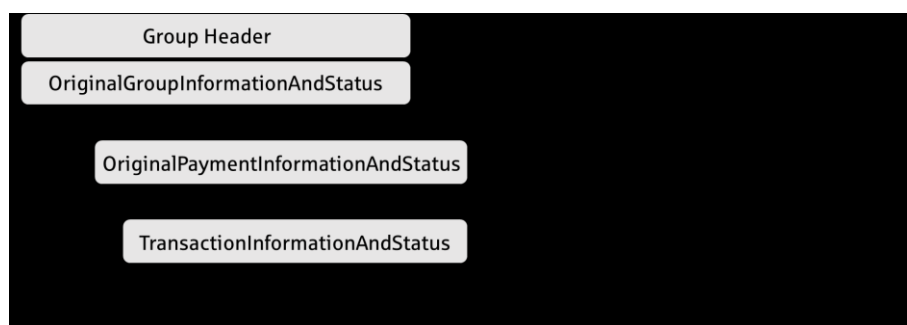


Diagram 14: RTP Status (Submission by the Payer)

DFÜ Agreement

Appendix 3: Specification of Data Formats

A payer can create a positive or negative response to the payment activation request sent to him and submit it to his RTP service provider. This response is forwarded to the payee via the payee's RTP service provider (payer's positive/negative response).

As the payer has received the corresponding requests as individual messages (see section 1.1.2), the status messages are also created as individual transactions (see corresponding DK Occurrences in Diagram 14). The individual messages are always submitted in an XML container. For this purpose, the existing XML container⁵ has been expanded to include the DK TVS for pain.014 (see chapter 9.1 of this document). This XML container is transmitted via EBICS with the BTF parameters RTP/DE//pain.014/ZIP (or the order type CU4).

The pain.014 messages submitted via XML container always contain the status of one RTP transaction, i.e. the Occurrences of <OrgnPmtInfAndSts> is [1..1].

Depending on whether the payer has accepted the RTP without change or with modification, either the status code "ACCP" (Accepted Customer Profile - in this case no changes) or "ACWC" (Accepted with Change) is specified. The negative response uses the status code RJCT (Rejected). The payer can only respond once per RTP by selecting one of these three status codes. His response is always final. The rules for the status codes can be found in section 1.2.3.

Basic rule: The individual messages specified in this way comply in particular with EPC rule DS-07 (the assignment corresponds almost exactly to that of DS-09, i.e. the display of the status set by the payer on the payee side). Only the deviations from the set of rules from section 1.2.1 are listed here.

Deviation to the description of chapter 1.2.1:

	Name	XML-Tag	Occurrences	Definition	Deviation EPC-/DK Rule
1	OriginalPaymentInformationAndStatus	<OrgnPmtInfAndSts>	[1..n]	Identification data that applies to all transactions in this Payment Information Block (bulk).	May only be used once, i.e. DK-Occurrences [1..1]

1.2.2.1 Group Header

No deviations from the description in section 1.2.1.1 - however, the rules/restrictions described there for the status set by the payer must always be observed.

⁵ The decision was made in favour of the XML container, as the bank can parse this (in contrast to zip). The current XML container of the DK is extended by pain.014.

DFÜ Agreement

Appendix 3: Specification of Data Formats

1.2.2.2 Original Group Information And Status

No deviations from the description in section 1.2.1.2 - however, the rules/restrictions described there for the status set by the payer must always be observed.

1.2.2.3 Original Payment Information And Status

	Name	XML-Tag	Occurrences	Definition	Deviating EPC-/DK Rule
2	TransactionInformationAndStatus	<TxInfAndSts>	[1..n]	Key data at transaction level	May only be used once, i.e. DK-Occurrences [1..1]
	...				
3	PaymentConditionStatus	<PmtCondSts>	[0..1]	Conditions for the execution of the payment.	This element group must not be assigned by the payer.
3	ChargesInformation	<ChrgsInf>	[0..1]	Information on transaction fees in connection with the status message	This element group must not be assigned by the payer.

DFÜ Agreement

Appendix 3: Specification of Data Formats

1.2.2.4 Status Reason Information

+	Name	XML-Tag	Occurrence s	Definition	Typ	EPC-/DK-Rules
	...					
1	Additional Information	<AddtlInf>	[0..2]	Textual information on the status reason	Max105Text	Up to two details are permitted: 1: Indication of the payer which payment instrument he accepts: AT69/ in the case of SEPA payments followed by SCT or SCT Inst 2. information on the acceptance of a payment guarantee: AT96/ followed by the identifier of the payment guarantor or NOPG (No Payment Guarantee) in the event that the payment guarantee request is rejected by the payer.

1.2.2.5 Original Transaction Reference

No deviations from the description in section 1.2.1.5 however, the rules/restrictions described there for the status set by the payer must always be observed .

DFÜ Agreement

Appendix 3: Specification of Data Formats

1.2.3 Status Codes

Code	Definition of the Code according to ISO	Meaning of the Code for the relevant RTP	Remark
ACCP	Accepted Customer Profile	The RTP was accepted by the payer	According to EPC rules , this code is intended for this purpose. It was set by the payer and is final .
RJCT	Rejected	The RTP was rejected	According to EPC rules , this code can be set by all participants in the RTP process chain for various reasons and is final . The reason for the rejection is specified. If the payer has set this code, this always means that the payer rejects the RTP for technical reasons.
ACWC	Accepted With Change	The RTP was accepted by the payer with changes	According to EPC rules , this code is intended for this purpose. It was set by the payer and is final . The reason/type of change is indicated.
ACTC	Accepted Technical Validation	Positive interim technical status	According to the EPC rules , this code is intended for this purpose. A process participant has positively validated the RTP and returned this status to the payee's RTP service provider. A payer may not set this code.
PDNG	Pending	The service provider does not yet have a status for this RTP	The EPC rules do not provide for this code. However, the following DK rules apply: <ul style="list-style-type: none">• PDNG is only permitted for a total delivery (i.e. not permitted for delta deliveries)• PDNG is optional and must be explicitly agreed between the payee's RTP service provider and the payee. Only the payee's RTP service provider may set this code.• If PDNG has not been agreed, the absence of a transaction in a total delivery means that it has the status PDNG.

DFÜ Agreement

Appendix 3: Specification of Data Formats

1.2.4 Reason Codes

The reason code is specified in <Rsn><Cd> (with one exception, in the table at the bottom, which is specified under <Rsn><Prtry>).

An assignment of <Rsn> is only permitted if the status is RJCT (Rejected).

Kommentiert [SR3]: Slightly different codes have been included with SRTP V 4.0 than initially expected (therefore marked here), and further changes are to be expected in the final document. These will be introduced by CR and incorporated in the next version of Appendix 3.

Reason	Belegung in	Bedeutung	Wer kann den Code setzen?
AC02	<Rsn><Cd>	InvalidDebtorAccountNumber Payer account is incorrect or missing	RTP SP of payee RTP SP of payer
AM03	<Rsn><Cd>	NotAllowedCurrency Execution currency not permitted	RTP SP of payee RTP SP of payer Payer
AM05	<Rsn><Cd>	Duplication Double submission	RTP SP of payee RTP SP of payer Payer
AM09	<Rsn><Cd>	WrongAmount Different amount than agreed/expected	Payer
ATNS	<Rsn><Cd>	AttachmentsNotSupported Attachments are not supported	RTP SP of payee RTP SP of payer
BE16	<Rsn><Cd>	InvalidDebtorIdentificationCode Invalid or missing code to identify the payer (or the deviating payer)	RTP SP of payee RTP SP of payer
<u>CNNS</u>	<u><Rsn><Cd></u>	<u>CreditNotesNotSupported</u> <u>Credit note is not supported</u>	<u>RTP SP of payee</u>
<u>EDNA</u>	<u><Rsn><Cd></u>	<u>Execution Date Not Accepted</u> <u>The execution date is not accepted</u>	<u>RTP SP of payee</u>
EDTL	<Rsn><Cd>	ExpiryDateTooLong The expiry date of the RTP is too long	RTP SP of payee RTP SP of payer
EDTR	<Rsn><Cd>	ExpiryDateTimeReached The expiry date of the RTP has already been reached	RTP SP of payee RTP SP of payer
FF01	<Rsn><Cd>	InvalidFileFormat The message format is incorrect or incomplete (technical reason)	RTP SP of payee RTP SP of payer
FRAD	<Rsn><Cd>	FraudulentOrigin Suspicion of fraud	RTP SP of payer RTP SP of payer
IEDT	<Rsn><Cd>	IncorrectExpiryDateTime Incorrect RTP expiry date	Payer
<u>INAR</u>	<u><Rsn><Cd></u>	<u>InvalidActivationReference</u> <u>Invalid activation reference</u>	<u>RTP SP of payee</u>
<u>IPNS</u>	<u><Rsn><Cd></u>	<u>InstalmentPaymentsNotSupported</u>	<u>RTP SP of payee</u>

DFÜ Agreement

Appendix 3: Specification of Data Formats

Reason	Belegung in	Bedeutung	Wer kann den Code setzen?
		Payment by instalments is not supported	
MS02	<Rsn><Cd>	NotSpecifiedReasonCustomerGenerated The reason was not specified by the end customer	Payer
MS03	<Rsn><Cd>	NotSpecifiedReasonAgentGenerated The reason was not specified by the payee's RTP service provider	RTP SP of payee RTP SP of payer
NOAR	<Rsn><Cd>	NonAgreedRTP RTP was not agreed	Payer
NRCH	<Rsn><Cd>	PayerOrPayerRTPSPNotReachable Payer or RTP service provider of the payer not available	RTP SP of payee RTP SP of payer
PINS	<Rsn><Cd>	TypeOfPaymentInstrumentNotSupported Desired payment instrument is not supported	RTP SP of payee RTP SP of payer
RR04	<Rsn><Cd>	RegulatoryReason Regulatory reasons	RTP SP of payee RTP SP of payer
RTNS	<Rsn><Cd>	RTPNotSupportedForPayer RTP is not supported for the specified payer	RTP SP of payee RTP SP of payer
SPII	<Rsn><Cd>	RTPServiceProviderIdentifierIncorrect The identification of the RTP service provider is incorrect (e.g. incorrect BIC or LEI of an RTP service provider that is not a PSP)	RTP SP of payee RTP SP of payer
URCD	<Rsn><Cd>	UnknownCreditor The payee is unknown to the end customer	Payer
URLN	<Rsn><Prtry>	URL not supported May only be set if the value "REQ/" followed by URL" was specified in the RTP under <RltdRmtInf><RmtLctnDtIs><ElctrncAdr>.	RTP SP of payee RTP SP of payer

DFÜ Agreement

Appendix 3: Specification of Data Formats

2 SEPA Payment Transactions

The ISO Standard 20022 is the basis for data formats used by customers to submit voucherless SEPA credit transfers, SEPA instant credit transfers and SEPA direct debits. To ensure an efficient use within the SEPA area⁶ restrictions to the ISO standard were passed by the European Payments Council (EPC), the decision-making body of the European credit services sector for payment transactions.

The Deutsche Kreditwirtschaft (DK) has specified the SEPA data formats for the customer-bank-interface based on the EPC Implementation Guidelines (reference documents see below) and provides corresponding schema files to support the implementation. Here, the specifications of the EPC were implemented, with exactly one TVS each for credit transfers (SCT, SCT Inst) and one TVS for direct debits (CORE, B2B), whereas the EPC created one TVS for each of the four instruments.

As all TVS mentioned here are fully compatible with the ISO schemes of version 2019, they have the namespace of the respective ISO scheme. The files belonging to version 3.9⁸ of appendix 3 of the DFÜ Agreement all have the suffix _GBIC_54. Old format versions still supported in DK are published in the SEPA Life Cycle document (<https://www.ebics.de/de/datenformate/sepa-lifecycle>).

The exact use of TVS for the different business transactions can be seen in the table below.

At the customer-bank interface the following message types (direction customer-bank) TVS have been specified for the SEPA Credit Transfer Initiation and the SEPA Direct Debit Initiation:

BTF Parameters	Upload Order Type	Business Transaction	Namespace of the DK TVS	Filename of TVS (xsd) on www.ebics.de
SCT///pain.001/	CCT/ <u>CTV</u> ⁷	Credit Transfer Initiation	urn:iso:std:iso:20022:tec h:xsd:pain.001.001.09	pain.001.001.09_GBIC_54.xsd
SCI/DE//pain.001/	CIP/ <u>CIV</u>	Credit Transfer Initiation Instant	urn:iso:std:iso:20022:tec h:xsd:pain.001.001.09	pain.001.001.09_GBIC_54.xsd
SDD//COR/ pain.008/	CDD	Direct Debit Initiation	urn:iso:std:iso:20022:tec h:xsd:pain.008.001.08	pain.008.001.08_GBIC_54.xsd
SDD//B2B/ pain.008/	CDB	Direct Debit Initiation	urn:iso:std:iso:20022:tec h:xsd:pain.008.001.08	pain.008.001.08_GBIC_54.xsd

Only SEPA direct debits of a single type (either SEPA core direct debits or SEPA B2B direct debits) may be submitted in a message. The same applies to SEPA credit transfers and

⁶ For the currently participating countries please refer to the current version of the EPC document „EPC List Of SEPA Scheme Countries“ on the EPC-Website:
<http://www.europeanpaymentscouncil.eu/index.cfm/knowledge-bank/epc-documents/epc-list-of-sepa-scheme-countries/>.

⁷ The second order type is used if a VOP (Verification of Payee) check is required.

DFÜ Agreement

Appendix 3: Specification of Data Formats

SEPA instant credit transfers. Here, as well, they may not be mixed.
This is particularly evident in the specification of the various BTF service options.

At the customer-bank interface, the following message types have been specified for the return before settlement (rejects) and the information on positive status codes (direction bank-customer):

BTF Parameters	Upload Order Type	Business Transaction	Namespace of the DK TVS	Filename of TVS (xsd) on www.ebics.de
REP/DE/SCT/ pain.002/ZIP	CRZ	Payment Status Report for Credit Transfer	urn:iso:std:iso:20022:tec h:xsd:pain.002.001.10	Zip file with 1-n messages of type pain.002.001.10.xsd
REP/DE/SCI/ pain.002/ZIP	CIZ	Payment Status Report for Credit Transfer Instant	urn:iso:std:iso:20022:tec h:xsd:pain.002.001.10	Zip file with 1-n messages of type pain.002.001.10.xsd
REP/DE/SDD/ pain.002/ZIP	CDZ	Payment Status Report for Direct Debit	urn:iso:std:iso:20022:tec h:xsd:pain.002.001.10	Zip file with 1-n messages of type pain.002.001.10.xsd

The allocation rules based on the above-mentioned TVS/xsd's are described in chapter 2.2 ("DK/EPC Specification for the SEPA Payment Transactions").

In addition, the transport of messages with an XML container is planned as an optional extension with regard to the message types and the structures of messages (refer to chapter 9.1)

Reference Documents

This specification is based on the following documents. If the documents are referred to, then the version listed here applies:

- EPC Rulebooks
 - SEPA Credit Transfer Scheme Rulebook 202~~53~~ Version 1.~~04~~
 - SEPA Instant Credit Transfer Scheme Rulebook 202~~53~~ Version 1.~~02~~
 - SEPA Direct Debit Core Scheme Rulebook 202~~53~~ Version 1.~~04~~
 - SEPA Direct Debit Business-to-Business Scheme Rulebook 202~~53~~ Version 1.~~04~~
- EPC Implementation Guidelines
 - SEPA Credit Transfer Scheme Customer-to-PSP Implementation Guidelines 202~~53~~ Version 1.~~40~~

DFÜ Agreement

Appendix 3: Specification of Data Formats

- SEPA Instant Credit Transfer Scheme Customer-to-PSP Implementation Guidelines 202~~53~~ Version 1.~~02~~
- SEPA Direct Debit Core Scheme Customer-to-PSP Implementation Guidelines 202~~53~~ Version 1.~~04~~
- SEPA Direct Debit Business-to-Business Scheme Customer-to-PSP Implementation Guidelines 202~~53~~ Version 1.~~04~~

The above mentioned documents are valid from March 17, 2024 (~~original planning 19-November 2023~~). They are based on ISO 20022 (schema) Payments Initiation - Maintenance 2018/2019 Message Definition Report, February 2019 Edition.

For notes on external codes used, see chapter 0.

Specifications for Shortform Terms used in this Document

When the following specification refers to SEPA Credit Transfers, it refers to the SEPA Credit Transfer Scheme.

When the following specification refers to SEPA instant credit transfers, it refers to the SEPA Instant Credit Transfer Scheme.

When the following specification refers to SEPA Direct Debit, it refers to the SEPA Direct Debit Core Scheme.

When the following specification refers to SEPA Direct Debit Business-to-Business, it refers to the SEPA Direct Debit Business-to-Business Scheme.

DFÜ Agreement

Appendix 3: Specification of Data Formats

2.1 Specification for all Data Formats

Message Structure

The messages 'Credit Transfer Initiation' and 'Direct Debit Initiation' are composed of three blocks:

- Group Header

This block is mandatory and occurs once. It contains elements such as Message-ID and CreationDateTime.

- Payment Information

This block is mandatory and repetitive. It contains elements related to the originating side of transaction, such as the Debtor/Creditor in case of a credit transfer or Payment Type Information, also one or several Transaction Information Blocks.

- Transaction Information

This block is mandatory for each Payment Information and repetitive. It contains, amongst others, elements related to the recipient of the message (such as the Creditor resp. Debtor in case of a credit transfer resp. direct debit), the amount, or remittance information.

On the group header and payment information level the specification of the number of transactions (Number Of Transactions) and control sum is mandatory. Before forwarding a file in XML-format to the payment service provider the fields , and have to be checked automatically. In case of violations of the allocation standards which could lead to program abandonments for the payment service provider - especially in case of false lengths of sentences, false file formats or false content – the payment service provider is eligible to reject the whole file.

Character Set

To create SEPA messages, i.e. the reference data, the following characters are permitted according to the UTF-8 coding ⁸. Any usage of byte order marks (BOM) is not permitted.

⁸ The declaration of the encoding being applied is dealt with in the XML message's declaration part. UTF-8 is permitted exclusively. The character set is restricted to the so called "Latin character set" by the EPC's Implementation Guidelines (chapter 1.4). In addition, references, identifications and identifiers are not allowed either to start or to end with a slash „/" or to contain a double slash „//". For detailed information regarding the concerned data elements in the SEPA schema please refer to the EPC document EPC230-15 „Clarification Paper on the Use of Slashes in References, Identifications and Identifiers".

DFÜ Agreement

Appendix 3: Specification of Data Formats

Permitted Character Code	Character	Hex Code	UTF Coding ⁹
numeric characters	0 bis 9	X'30' – X'39'	U+0030 - U+0039
capital characters	A bis Z	X'41' – X'5A'	U+0041 - U+005A
small characters	a bis z	X'61' – X'7A'	U+0061 - U+007A
apostrophe	"'"	X'27'	U+0027
colon	":"	X'3A'	U+003A
question mark	"?"	X'3F'	U+003F
comma	","	X'2C'	U+002C
minus	"-"	X'2D'	U+002D
blank character	" "	X'20'	U+0020
left bracket	"("	X'28'	U+0028
plus sign	"+"	X'2B'	U+002B
period	"."	X'2E'	U+002E
right bracket	")"	X'29'	U+0029
slash	"/"	X'2F'	U+002F

For further characters which have been additionally permitted, the following regulation applies:

1. The financial institutions commit themselves to their adoption.
2. These can be converted according to the rules stated in the following table, if applicable:

Characters to be supported	Characters	Hex Code	UTF-8-Coding ⁹	Conversion according to EPC Best Practices	Alternatively permitted
Umlauts (upper and lower)	Ä	X'C3 84'	U+00C4	If not displayable, then convert to A, O, U, a, o, u	AE, OE, UE, ae, oe, ue
	Ö	X'C3 96'	U+00D6		
	Ü	X'C3 9C'	U+00DC		
	ä	X'C3 A4'	U+00E4		
	ö	X'C3 B6'	U+00F6		
	ü	X'C3 BC'	U+00FC		
S sharp	ß	X'C3 9F'	U+00DF	s	ss
Ampersand	"&"	X'26'	U+0026	If not displayable, then convert to, "+"	No alternative

⁹ The rules on the encoding of special characters functioning as control characters in XML messages are to be observed (see also EPC document EPC 217-08 "SEPA Requirements for an Extended Character Set (UNICODE Subset) Best Practices", chapter 6.2 "Handling of special characters")

DFÜ Agreement

Appendix 3: Specification of Data Formats

Characters to be supported	Characters	Hex Code	UTF-8-Coding ⁹	Conversion according to EPC Best Practices	Alternatively permitted
Asterisk	"*"	X'2A'	U+002A	If not displayable, then convert to, "." (period)	No alternative
Dollar symbol	"\$"	X'24'	U+0025	If not displayable, then convert to, "." (period)	No alternative
Percent symbol	"%"	X'25'	U+0025	If not displayable, then convert to, "." (period)	No alternative

If characters are used which are not contained in this character set, the financial institution is entitled either to replace the non-admissible characters or to reject the complete file¹⁰. If the institution replaces any characters, it is recommended to apply Best Practices provided by the EPC as conversion rules as well.

Names for involved parties

In the SEPA data format (Implementation Guidelines) the ISO allocation rule regarding the number of characters (140 characters defined by ISO 2019) is reduced. Names of all involved parties have 70 characters at maximum (compare e.g. „Initiating Party“).

Remittance Information

The implementation guidelines for the SEPA data format limit the extent of the ISO allocation rules for the remittance information.

Subject	SEPA
repetition of the unstructured remittance information	only once
repetition of the unstructured remittance information	only once
combination of unstructured and structured remittance information	either structured or unstructured
length of the structured remittance information	maximum length of 140 characters (the characters needed for the element designation and whitespaces must be subtracted from the maximum value). The tags and are not taken into account. The only subtree permitted is 'Creditor Reference Information'.

A structured remittance information should only be used in case of credit transfers according to an agreement with the creditor.

¹⁰ Characters outside the above-mentioned character set prevent processing in the banks and the checks there.

DFÜ Agreement

Appendix 3: Specification of Data Formats

Referencing

For referencing messages, message blocks, and payment orders, the following data elements are available:

- Message Identification

Identifies the entire message (file). It is located in the Group Header. On the bank's side this reference is displayed in the customer log, with the distributed electronic signature (VEU) and possibly in the account statement. Moreover, it can be found in the accompanying note of the file.

- Payment Information Identification

Identifies a Payment Information Block (collector)

When this reference is stated, it is displayed on the bank's side in the EBICS customer log, with the distributed electronic signature (VEU) and possibly in the account statement. Moreover, it can be found in the file routing slip.

- End-to-End Identification

This ID identifies a single transaction. It passes through the entire process chain and is also used in the return process. The use of an unambiguous allocation has the following advantages for the customer:

- Unambiguous, characteristic communication feature when dealing with payee (creditor, in case of credit transfer) / payer (debtor, in case of direct debit).
- Reference in case a customer wishes to put in a complaint at his bank.
- Allocation criterion for returns.

Therefore customers should unambiguously identify the payment by the End to End Identification.

Occurrences of XML elements

Due to technical reasons¹¹, the number of allowed occurrences of some XML elements has not been limited in the schema definition. However, the following usage rules apply:

Schemas	Element name	Maximum number of occurrences
pain.001	CdtTrfTxInf	9.999.999
pain.008	DrctDbtTxInf	9.999.999
pain.002	TxInfAndSts	9.999.999
pain.001, pain.008	PmtInf	9.999.999

¹¹ A number of validating XML parsers are not able to handle a very high, but limited number of reoccurrences of XML elements. These parsers try to allocate memory for every possible occurrence, which leads to an out of memory error.

DFÜ Agreement

Appendix 3: Specification of Data Formats

Since even with these limits, the resulting documents may become larger than what is considered as reasonable today, we recommend that sending and receiving parties of a SEPA document agree on the allowed maximum size.

Setting individual prefixes

The setting of individual prefixes of the included namespace is not permitted. In the XML container, referencing has to be executed without a prefix on the level of the included document (see chapter 9). Banks are entitled to reject files with prefixes that are individually set.

XML-Notation

The following symbols are used for the graphical presentation of XML Schemas:




Diagram 15: Element

- Elements are displayed in rectangles.

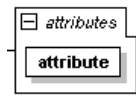


Diagram 16: Attribut

- Attributes are also displayed in rectangles and have an `attributes` box.



Diagram 17: Choice

- A branching corresponds to `choice` in the XML Schemas. To the right of the symbol, the connecting lines point to the possible alternatives. One and only one of the alternatives can be used.



Diagram 18: Sequence

- A sequence corresponds to `sequence` in the XML Schemas. To the right of the symbol, the connecting lines point to the individual sequence elements. All specified elements can be used in the order in which they are displayed.
- Symbols with solid border stand for obligatory use and correspond with the attribute `minOccurs=1` for elements and/or `use=required` for attributes in XML Schemas.

DFÜ Agreement

Appendix 3: Specification of Data Formats

- Symbols with a dashed border stand for optional use and correspond with the attribute `minOccurs=0` for elements and/or `use=optional` for attributes in XML Schemas.
- The designation `m..n` on the lower right-hand corner of an element symbol limits the use of the element to between an m- and n-fold occurrence and corresponds with `minOccurs=m` `maxOccurs=n` in XML Schemas; with `m..∞` corresponding with `minOccurs=m` `maxOccurs=unbounded`.
- Symbols with a dashed border and a yellow background are used to identify elements, attributes and other declarations which belong to a complex type.

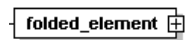


Diagram 19: Folded Elements

- Elements containing further elements, but which are not displayed in the current context, are hidden behind a "+" on the right border.

The following graphical presentation is an example for the use of different symbols.

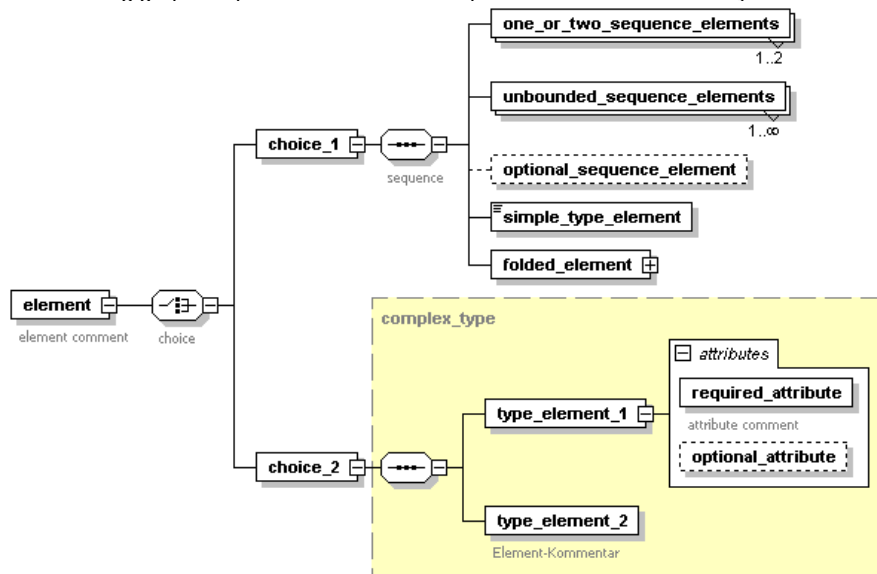


Diagram 20: XML Notation

In addition to the graphical presentation, each section lists the contained elements in a table form. This table is used to list the contained elements, the structure of the XML tree is not specified here. If we advise against using an element, this element is marked with a grey background (This is usually not the case with formats that have a DK-TVS, as all elements that are not permitted are not present in the TVS anyway. This is more common with the Payment Status Report and the credit notification for instant credit transfers)

DFÜ Agreement

Appendix 3: Specification of Data Formats

Navigating XML references

Provided that you read this document online, references to XML elements are clickable links. So if a table describing an XML element contains a reference to another XML element, you may browse to the corresponding chapter by clicking on the link.

2.2 DK/EPC Specification for the SEPA Payment Transactions

This section describes the data formats for SEPA Credit Transfers, SEPA Direct Debits, SEPA Payment Status Reports and credit notifications for SEPA Instant Credit Transfers.

2.2.1 Credit Transfer Initiation – pain.001.001.09

The message is used to transport the Customer to Bank Credit Transfer Information sent by the Originator to the Originator Bank.

BTF-Parameters / Order Type

The BTF parameters: SCT//VOO/pain.001/ are used to transmit the SEPA message Credit Transfer Initiation (resp. order type CCT). (Opt Out - Note: Bulks submitted as Opt Out with a single payment can be rejected by the ZDL, as a VOP check is mandatory in this case). If a VOP check is to be carried out (Opt In), the BTF parameters SCT//VOI/pain.001/ (resp. order type CTV) must be used

The following sections describe individual XML elements of the message, starting with the top level element.

Overview

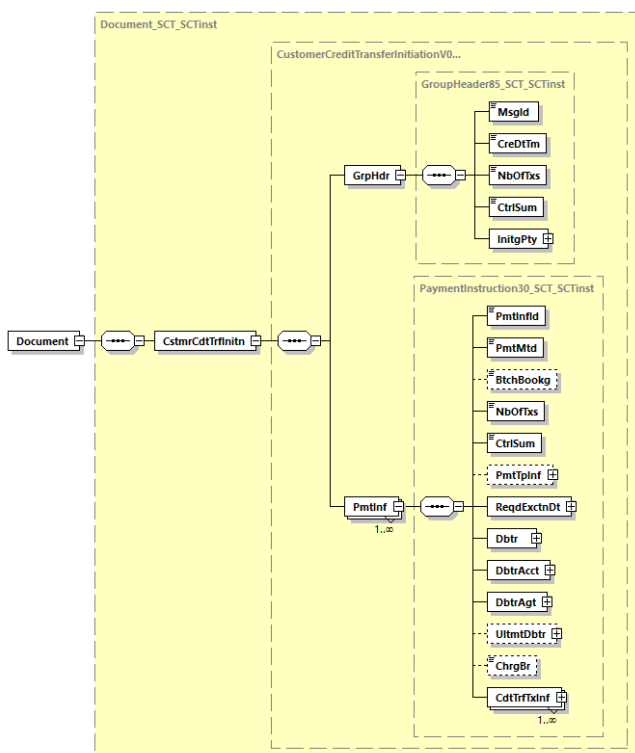


Diagram 21: Overview pain.001.001.09

DFÜ Agreement

Appendix 3: Specification of Data Formats

2.2.1.1 Document

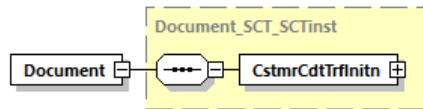


Diagram 22: pain.001.001.09, Document

Definition

ISO 20022 XML message: SEPA Credit Transfer Scheme. This is the top level element of a pain.001.001.09 message.

XML Tag

<Document>

Occurrences

[1..1]

Rules

	Name	XML-Tag	Occurrences	Definition	Type	EPC-/DK-Rules
0	CustomerCreditTransferInitiation	<CstmrCdtTrfInitn>	[1..1]	Refer to 2.2.1.2		

Example

```
<?xml version="1.0" encoding="UTF-8"?>
<Document xmlns="urn:iso:std:iso:20022:tech:xsd:pain.001.001.09"
  xmlns:xsi="http://www.w3.org/2001/XMLSchema-instance"
  xsi:schemaLocation="urn:iso:std:iso:20022:tech:xsd:pain.001.001.09
    pain.001.001.09.xsd">
  <CstmrCdtTrfInitn>
    <GrpHdr>
      <MsgId>Message-ID-4711</MsgId>
      <CreDtTm>2023-11-11T09:30:47.000Z</CreDtTm>
      <NbOfTxs>2</NbOfTxs>
      <CtrlSum>6655.86</CtrlSum>
      <InitgPty>
        <Nm>Initiator Name</Nm>
      </InitgPty>
    </GrpHdr>
    <PmtInf>
      <PmtInfId>Payment-Information-ID-4711</PmtInfId>
      <PmtMtd>TRF</PmtMtd>
      <BtchBookg>true</BtchBookg>
      <NbOfTxs>2</NbOfTxs>
      <CtrlSum>6655.86</CtrlSum>
      <PmtTpInf>
        <SvcLvl>
```


DFÜ Agreement

Appendix 3: Specification of Data Formats

```
<Cd>SEPA</Cd>
</SvcLvl>
</PmtTpInf>
<ReqdExctnDt>
.....<Dt>2023-11-25</Dt>
</ReqdExctnDt>
<Dbtr>
  <Nm>Debtor Name</Nm>
</Dbtr>
<DbtrAcct>
  <Id>
    <IBAN>DE87200500001234567890</IBAN>
  </Id>
</DbtrAcct>
<DbtrAgt>
  <FinInstnId>
    <BICFI>BANKDEFFXXX</BICFI>
  </FinInstnId>
</DbtrAgt>
<ChrgBr>SLEV</ChrgBr>
<CdtTrfTxInf>
  <PmtId>
    <EndToEndId>OriginatorID1234</EndToEndId>
  </PmtId>
  <Amt>
    <InstdAmt Ccy="EUR">6543.14</InstdAmt>
  </Amt>
  <CdtrAgt>
    <FinInstnId>
      <BICFI>SPUEDE2UXXX</BICFI>
    </FinInstnId>
  </CdtrAgt>
  <Cdtr>
    <Nm>Creditor Name</Nm>
  </Cdtr>
  <CdtrAcct>
    <Id>
      <IBAN>DE21500500009876543210</IBAN>
    </Id>
  </CdtrAcct>
  <RmtInf>
    <Ustrd>Unstructured Remittance Information</Ustrd>
  </RmtInf>
</CdtTrfTxInf>
<CdtTrfTxInf>
  <PmtId>
    <EndToEndId>OriginatorID1235</EndToEndId>
  </PmtId>
  <Amt>
    <InstdAmt Ccy="EUR">112.72</InstdAmt>
  </Amt>
  <CdtrAgt>
    <FinInstnId>
      <BICFI>SPUEDE2UXXX</BICFI>
    </FinInstnId>
  </CdtrAgt>
  <Cdtr>
    <Nm>Other Creditor Name</Nm>
  </Cdtr>
  <CdtrAcct>
    <Id>
      <IBAN>DE21500500001234567897</IBAN>
    </Id>
  </CdtrAcct>
  <RmtInf>
    <Ustrd>Unstructured Remittance Information</Ustrd>
  </RmtInf>
```

DFÜ Agreement

Appendix 3: Specification of Data Formats

```
</CdtTrfTxInf>
</PmtInf>
</CstmrCdtTrfInitn>
</Document>
```

2.2.1.2 Customer Credit Transfer Initiation

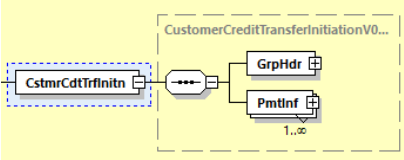


Diagram 23: pain.001.001.09: Customer Credit Transfer Initiation

Definition

Customer Credit Transfer Initiation

XML Tag

<CstmrCdtTrfInitn>

Occurrences

[1..1]

Rules

	Name	XML Tag	Occurrences	Definition	Type	EPC-/DK-Rules
1	GroupHeader	<GrpHdr>	[1..1]	Refer to 2.2.1.3	-	
1	PaymentInformation	<PmtInf>	[1..n]	Refer to 2.2.1.5	-	

2.2.1.3 Group Header

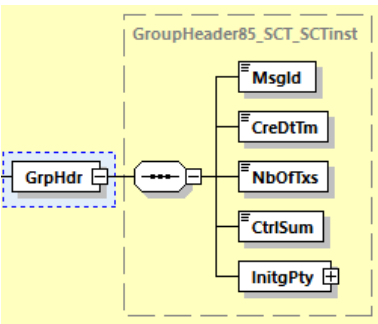


Diagram 24: pain.001.001.09, Group Header

Definition

Set of characteristics shared by all individual transactions included in the message.

DFÜ Agreement

Appendix 3: Specification of Data Formats

XML Tag

<GrpHdr>

Occurrences

[1..1]

Rules

	Name	XML Tag	Occurrences	Definition	Type	EPC-/DK-Rules
2	MessageIdentification	<MsgId>	[1..1]	Point to point reference assigned by the instructing party and sent to the next party in the chain to unambiguously identify the message	Max35Text	If a file is submitted twice by mistake, a double processing can be avoided by verifying the tag <MsgId> in combination with the customer ID or the ordering party's IBAN. Therefore, the tag <MsgId> must contain a new value for every new pain message. The allowed character set for this Id is restricted/ checked by a pattern in the SEPA scheme (TVS), refer to Chapter 2.3.1
2	CreationDateTime	<CreDtTm>	[1..1]	Date and time at which a (group of) payment instruction(s) was created by the instructing party.	ISODateTime	
2	NumberOfTransactions	<NbOfTx>	[1..1]	Number of individual transactions contained in the message	Max15NumericText	
2	ControlSum	<CtrlSum>	[1..1]	Total of all individual amounts included in the message, irrespective of currencies.	DecimalNumber_SCT_SCTinst	2 is the maximum number of decimal digits allowed.

DFÜ Agreement

Appendix 3: Specification of Data Formats

	Name	XML Tag	Occurrences	Definition	Type	EPC-/DK-Rules
2	InitiatingParty	<InitgPty>	[1..1]	Refer to 2.2.1.4		Allocation may differ from Debtor. Recommendation : Only the subfield Name should be used.

Example

```
<GrpHdr>
  <MsgId>Message-ID-4711</MsgId>
  <CreDtTm>2022-11-11T09:30:47.000Z</CreDtTm>
  <NbOfTxs>2</NbOfTxs>
  <CtrlSum>6655.86</CtrlSum>
  <InitgPty>
    <Nm>Initiator Name</Nm>
  </InitgPty>
</GrpHdr>
```

2.2.1.4 Initiating Party

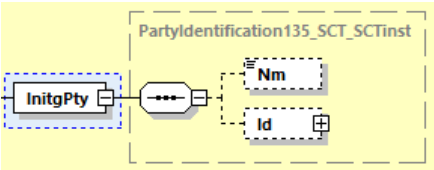


Diagram 25: pain.001.001.09, Initiating Party

Definition

Party initiating the payment. In the payment context, this can either be the debtor or the party that initiates the payment on behalf of the debtor.

XML Tag

<InitgPty>

Occurrences

[1..1]

DFÜ Agreement

Appendix 3: Specification of Data Formats

Rules

	Name	XML Tag	Occurrences	Definition	Type	EPC-/DK-Rules
3	Name	<Nm>	[0..1]	Name	Max140Text_SCT_SC Tinst	Name is restricted to 70 characters.
3	Identification	<Id>	[0..1]	Refer to 2.2.1.8.2		It is recommended not to use this field group.

Example

```
<InitgPty>  
  <Nm>Initiator Name</Nm>  
</InitgPty>
```

2.2.1.5 Payment Information

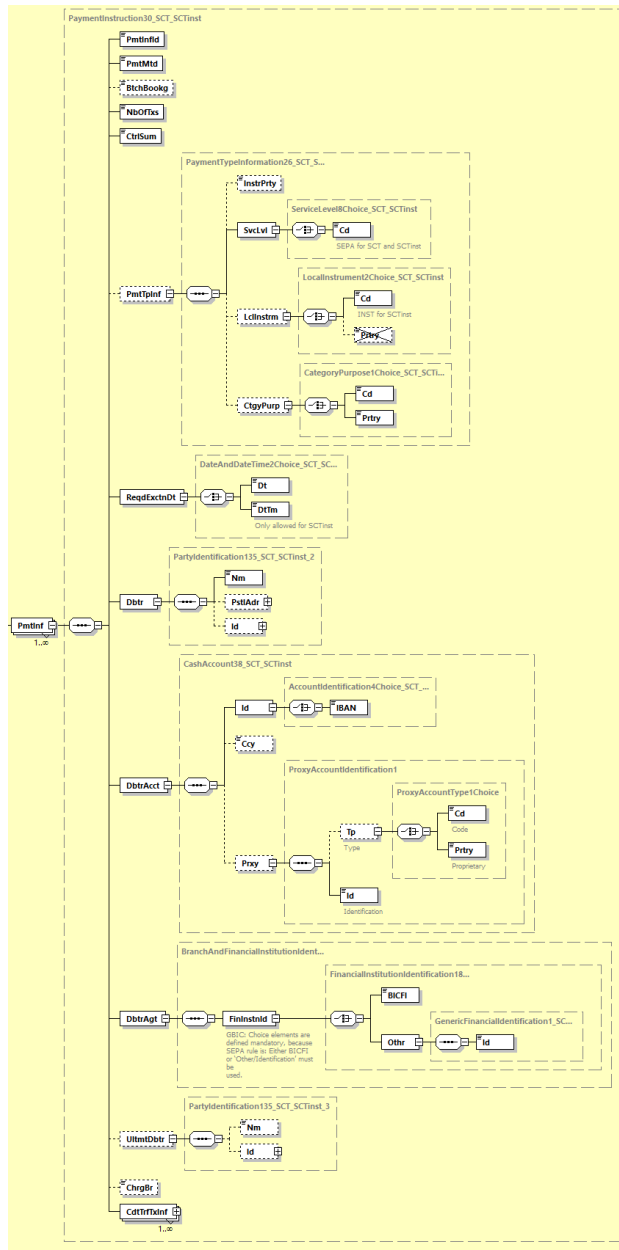


Diagram 26: pain.001.001.09, Payment Information

DFÜ Agreement

Appendix 3: Specification of Data Formats

Definition

Set of characteristics that applies to the debit side of the payment transactions included in the credit transfer initiation.

XML Tag

<PmtInf>

Occurrences

[1..n]

Rules

	Name	XML Tag	Occurrences	Definition	Type	EPC-/DK-Rules
2	PaymentInformationIdentification	<PmtInfId>	[1..1]	Reference assigned by a sending party to unambiguously identify the payment information block within the message.	Max35Text	The allowed character set for this Id is restricted/checked by a pattern in the SEPA scheme (TVS), Refer to Chapter 2.3.1
2	PaymentMethod	<PmtMtd>	[1..1]	Specifies the means of payment that will be used to move the amount of money.	PaymentMethod3Code	Contains the constant TRF
2	BatchBooking	<BtchBookg>	[0..1]	Identifies whether a single entry (<i>false</i>) per individual transaction or a batch entry (<i>true</i>) for the sum of the amounts of all transactions within the group of a message is requested.	BatchBookingIndicator	Only if a corresponding agreement with the customer for single entries is on hand and in case of an allocation with false, every transaction will be displayed as a single item on the bank statement of the debtor (ordering party). Otherwise, a batched booking is always displayed (default/ pre-agreed: true)

DFÜ Agreement

Appendix 3: Specification of Data Formats

	Name	XML Tag	Occurrences	Definition	Type	EPC-/DK-Rules
2	NumberOfTransactions	<NbOfTx>	[1..1]	Number of individual transactions contained in the payment information group.	Max15NumericText	
2	ControlSum	<CtrlSum>	[1..1]	Total of all individual amounts included in in the payment information group, irrespective of currencies.	DecimalNumber_SCT_SCTInst	2 is the maximum number of decimal digits allowed.
2	PaymentTypeInformation	<PmtTpInf>	[0..1]	Set of elements that further specifies the type of transaction.	PaymentTypeInformation26_SCT_SCTInst	It is recommended to assign <PmtTpInf> here and not on single transaction level. In addition, it is not permissible to assign the element group on both levels at the same time.
3	InstructionPriority	<InstrPrty>	[0..1]	Indicator of the urgency or order of importance to apply to the processing of the instruction.	Priority2Code	If <InstrPrty> is to be applied, it is only permitted at the payment information level and not on the level of the transaction details. Permitted codes: HIGH and NORM. If not otherwise agreed upon with the financial institution, NORM is always assumed on this level (i.e. HIGH is ignored).
3	ServiceLevel	<SvcLvl>	[1..1]	Agreement or rule according to which the transaction should be processed	ServiceLevel8Choice_SCT_SCTInst	

DFÜ Agreement

Appendix 3: Specification of Data Formats

	Name	XML Tag	Occurrences	Definition	Type	EPC-/DK-Rules
4	Code	<Cd>	[1..1]	Identification of a pre-agreed level of service between the parties in a coded form.	ExternalServiceLevel1Code_SCT_SCTInst	For SEPA payments, the solely permitted value from the external ISO 20022 code list is SEPA.
3	LocalInstrument	<LclInstrm>	[0..1]	Local instrument	LocalInstrument2Choice_SCT_SCTInst	This element group must not be used for SEPA Credit Transfers (SCT). Details for use under SCT_Inst ^{inst} refer to chapter 2.2.4.
3	CategoryPurpose	<CtgyPurp>	[0..1]	Specifies the purpose of the instruction based on a set of pre-defined categories	CategoryPurpose1Choice_SCT_SCTInst	
4	Code	<Cd>	[1..1]	Specifies a pre-agreed service or level of service in coded form	ExternalCategoryPurpose1Code	Only the codes of the external ISO 20022 code list are permitted. Notes on this in chapter 2.3.2. Note: These codes are not represented in the account statement.
4	Proprietary	<Prtry>	[1..1]	In proprietary form	Max35Text	

DFÜ Agreement

Appendix 3: Specification of Data Formats

	Name	XML Tag	Occurrences	Definition	Type	EPC-/DK-Rules
2	RequestedExecutionDate	<ReqdExctnDt>	[1..1]	Date at which the initiating party requests the clearing agent to process the payment.	DateAndDateTime2Choice_SCT_SCTinst	Date of execution requested by the customer. In case a date is no TARGET business day the bank is authorised to indicate the subsequent TARGET business day as execution date. When the order reaches the bank after the declared cut-off time it is regarded as delivered at the subsequent business day. Banks are not obliged to execute order data which are delivered more than 15 calendar days BEFORE the requested execution date
3	Date	<Dt>	[1..1]	Indicated date	ISODate	
3	DateTime	<DtTm>	[1..1]	Indicated time	ISODateTime	Not permitted for SCT. Details for use under SCT_Inst ^{inst} refer to chapter 2.2.4
2	Debtor	<Dbtr>	[1..1]	Payer / Debtor: Party that owes an amount of money to the (ultimate) creditor	PartyIdentification135_SCT_SCTinst_2	
3	Name	<Nm>	[1..1]	Name	Max140Text_SCT_SCTinst	The element must be assigned the name of the debtor (payer) or the account holder. Name is restricted to 70 characters.

DFÜ Agreement

Appendix 3: Specification of Data Formats

	Name	XML Tag	Occurrences	Definition	Type	EPC-/DK-Rules
3	PostalAddress	<PstlAdr>	[0..1]	Refer to 2.2.1.8.1		It is recommended to leave this element group without allocation.
3	Identification	<Id>	[0..1]	Refer to 2.2.1.8.2		As far as assigned, then this is the Id of the payer. <u>Assignment only after bilateral agreement with the ZDL.</u>
2	DebtorAccount	<DbtrAcct>	[1..1]	Account of the payer (debtor) to which a debit entry will be made as a result of the transaction	CashAccount38_SCT_SCTinst	
3	Identification	<Id>	[1..1]	Identification of the account between the account owner and the account servicer.	AccountIdentification4Choice_SCT_SCTinst	
4	IBAN	<IBAN>	[1..1]	International Bank Account Number (IBAN)	IBAN2007Identifier	To be allocated with a valid IBAN (International Bank Account Number). This can have a maximum of 34 characters.
3	Currency	<Ccy>	[0..1]	Currency of the account	ActiveOrHistoricCurrencyCode	Should only be used if the account number is valid for multiple currencies
3	Proxy	<Prxy>	[0..1]	Specifies an alternative assumed name to identify the account.	ProxyAccountIdentification1	An allocation of this field (320 characters maximum) is only possible after bilateral agreement with the bank.
2	DebtorAgent	<DbtrAgt>	[1..1]	Financial institution servicing an account for the debtor.	BranchAndFinancialInstitutionIdentification6_SCT_SCTinst	

DFÜ Agreement

Appendix 3: Specification of Data Formats

	Name	XML Tag	Occurrences	Definition	Type	EPC-/DK-Rules
3	FinancialInstitutionIdentification	<FinInstnId>	[1..1]	Unique and unambiguous identifier of a financial institution, as assigned under an internationally recognised or proprietary identification scheme.	FinancialInstitutionIdentification18_SCT_SCTInst	This group is specified in the DK-TVS as a choice, since according to EPC either <BICFI> or <Othr><Id> must be used.
4	BICFI	<BICFI>	[1..1]	Business Identifier Code (SWIFT-Code)	BICFIDec2014Identifier	If the field is used it has to be allocated with a valid BIC. This can be either 8 or 11 characters long.
4	Other	<Othr>	[1..1]	Other Identification of Financial Institution	GenericFinancialIdentification1_SCT_SCTInst	
5	Identification	<Id>	[1..1]	Identification	Max35Text	If the BICFI field is not used, the constant NOTPROVIDED must be specified here.
2	UltimateDebtor	<UltmtDbtr>	[0..1]	Debtor reference party. For information only.	PartyIdentification135_SCT_SCTInst_3	If a value is allocated to this element group, then the corresponding element group on the level of the transaction details must not be used.
3	Name	<Nm>	[0..1]	Name of the debtor reference party.	Max140Text_SCT_SCTInst	Name is restricted to 70 characters.
3	Identification	<Id>	[0..1]	Refer to 2.2.1.8.2		<u>Assignment only after bilateral agreement with the ZDL.</u>

DFÜ Agreement

Appendix 3: Specification of Data Formats

	Name	XML Tag	Occurrences	Definition	Type	EPC-/DK-Rules
2	ChargeBearer	<ChrgBr>	[0..1]	Specifies which party/parties will bear the charges associated with the processing of the payment transaction	ChargeBearerType1Code	It is recommended to assign <ChrgBr> here and not on individual transaction level. In addition, assignment to both levels at the same time is not permitted. If occupied, it contains the constant SLEV
2	CreditTransferTransactionInformation	<CdtTrfTxInf>	[1..n]	Refer to 2.2.1.6		

Example

```

<PmtInf>
  <PmtInfId>Payment-Information-ID-4711</PmtInfId>
  <PmtMtd>TRF</PmtMtd>
  <BtchBookg>true</BtchBookg>
  <NbOfTxs>2</NbOfTxs>
  <CtrlSum>6655.86</CtrlSum>
  <PmtTpInf>
    <SvcLvl>
      <Cd>SEPA</Cd>
    </SvcLvl>
  </PmtTpInf>
  <ReqdExctnDt>
    <Dt>2023-11-25</Dt>
  </ReqdExctnDt>
  <Dbtr>
    <Nm>Debtor Name</Nm>
  </Dbtr>
  <DbtrAcct>
    <Id>
      <IBAN>DE87200500001234567890</IBAN>
    </Id>
  </DbtrAcct>
  <DbtrAgt>
    <FinInstnId>
      <BICFI>BANKDEFFXXX</BICFI>
    </FinInstnId>
  </DbtrAgt>
  <ChrgBr>SLEV</ChrgBr>
  <CdtTrfTxInf>
    <PmtId>
      <EndToEndId>OriginatorID1234</EndToEndId>
    </PmtId>
    <Amt>
      <InstdAmt Ccy="EUR">6543.14</InstdAmt>
    </Amt>
    <CdtrAgt>
      <FinInstnId>
        <BICFI>SPUEDE2UXXX</BICFI>
      </FinInstnId>
    </CdtrAgt>
  </CdtTrfTxInf>
</PmtInf>

```

DFÜ Agreement

Appendix 3: Specification of Data Formats

```
</FinInstnId>
</CdtrAgt>
<Cdtr>
  <Nm>Creditor Name</Nm>
</Cdtr>
<CdtrAcct>
  <Id>
    <IBAN>DE21500500009876543210</IBAN>
  </Id>
</CdtrAcct>
<RmtInf>
  <Ustrd>Unstructured Remittance Information</Ustrd>
</RmtInf>
</CdtTrfTxInf>
<CdtTrfTxInf>
  <PmtId>
    <EndToEndId>OriginatorID1235</EndToEndId>
  </PmtId>
  <Amt>
    <InstdAmt Ccy="EUR">112.72</InstdAmt>
  </Amt>
  <CdtrAgt>
    <FinInstnId>
      <BICFI>SPUEDE2UXXX</BICFI>
    </FinInstnId>
  </CdtrAgt>
  <Cdtr>
    <Nm>Other Creditor Name</Nm>
  </Cdtr>
  <CdtrAcct>
    <Id>
      <IBAN>DE21500500001234567897</IBAN>
    </Id>
  </CdtrAcct>
  <RmtInf>
    <Ustrd>Unstructured Remittance Information</Ustrd>
  </RmtInf>
</CdtTrfTxInf>
</PmtInf>
```

2.2.1.6 Credit Transfer Transaction Information

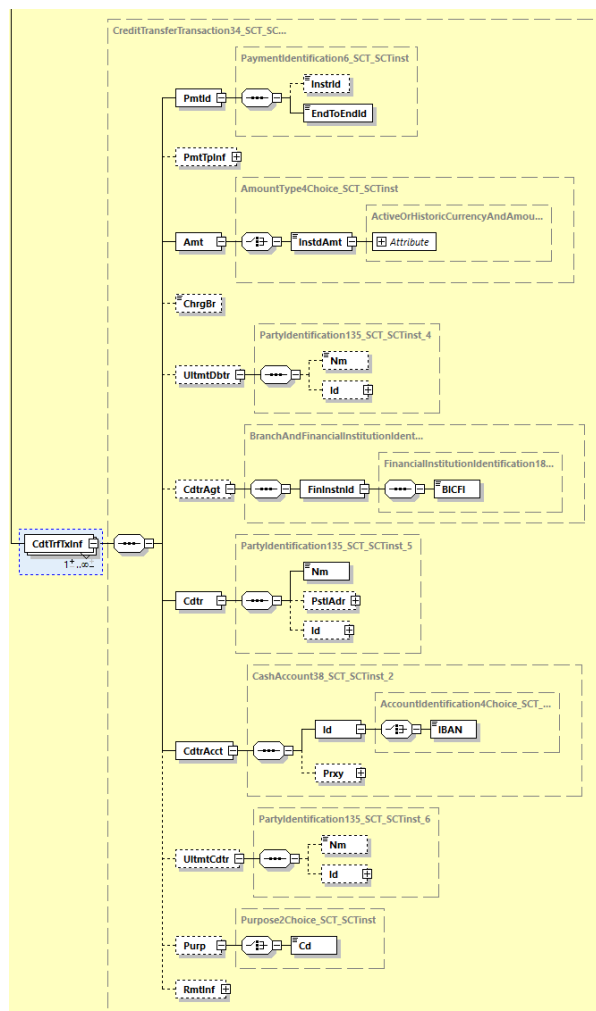


Diagram 27: pain.001.001.09, Credit Transfer Transaction Information

Definition

Set of elements providing information specific to the individual transaction(s) included in the message.

XML Tag

<CdtTrfTxInf>

DFÜ Agreement

Appendix 3: Specification of Data Formats

Occurrences

[1..n] (note the limits specified in chapter 2.1)

Rules

	Name	XML Tag	Occurrences	Definition	Type	EPC-/DK-Rules
3	PaymentIdentification	<PmtId>	[1..1]	Set of elements to reference a payment instruction.	PaymentIdentification6_SCT_SCInst	The allowed character set for these two Ids is restricted/checked in the SEPA scheme (TVS) by a pattern, Refer to chapter 2.3.1
4	InstructionIdentification	<InstrId>	[0..1]	Unique identification as assigned by an instructing party for an instructed party to unambiguously identify the instruction	Max35Text	This field should only be documented by the technical service provider with its own reference. The allowed character set for this Id is restricted/checked in the SEPA scheme (TVS) by a pattern, refer to chapter 2.3.1
4	EndToEndIdentification	<EndToEndId>	[1..1]	Unique identification assigned by the initiating party to unambiguously identify the transaction. This identification is passed on, unchanged, throughout the entire end-to-end chain	Max35Text	We recommend allocating each credit transfer with an unambiguous reference The allowed character set for this Id is restricted/checked in the SEPA scheme (TVS) by a pattern, refer to chapter 2.3.1 If no reference was given, only NOTPROVIDED is allowed..

DFÜ Agreement

Appendix 3: Specification of Data Formats

	Name	XML Tag	Occurrences	Definition	Type	EPC-/DK-Rules
3	PaymentTypeInformation	<PmtTpInf>	[0..1]	Set of elements that further specifies the type of transaction	PaymentTypeInformation26	It is recommended to assign the <PmtTpInf> field group at the collector level and not here. In addition, it is not permissible to assign the element group at both levels at the same time.
4	ServiceLevel	<SvcLvl>	[1..1]	Agreement or rule according to which the transaction should be processed	ServiceLevel8Choice_SCT_SCTInst	
5	Code	<Cd>	[1..1]	Identification of a pre-agreed level of service between the parties in a coded form.	ExternalServiceLevel1Code_SCT_SCTInst	For SEPA payments, the solely permitted value from the external ISO 20022 code list is SEPA.
4	LocalInstrument	<LclInstrm>	[0..1]	Local instrument	LocalInstrument2Choice_SCT_SCTInst	It is not permissible to use this element group for SEPA credit transfers
5	Code	<Cd>	[1..1]	In a coded form	ExternalLocalInstrument1Code	
4	CategoryPurpose	<CtgyPurp>	[0..1]	Specifies the high level purpose of the instruction based on a set of pre-defined categories.	CategoryPurpose1Choice_SCT_SCTInst	
5	Code	<Cd>	[1..1]	Specifies a pre-agreed service or level of service between the parties, as published in an external service level code list.	ExternalCategoryPurpose1Code	Only the codes of the external ISO 20022 code list are permitted. Refer to chapter 0. Note: These codes are not represented in the account statement.
5	Proprietary	<Prtry>	[1..1]	In a proprietary form	Max35Text	

DFÜ Agreement

Appendix 3: Specification of Data Formats

	Name	XML Tag	Occurrences	Definition	Type	EPC-/DK-Rules
3	Amount	<Amt>	[1..1]	Amount	AmountType4Choice_SCT_SCTInst	
4	InstructedAmount	<InstdAmt>	[1..1]	Amount of money to be moved between the debtor and creditor, before deduction of charges, expressed in the currency as ordered by the initiating party.	ActiveOrHistoricCurrencyAndAmount_SCT_SCTInst	Is to be allocated with an amount. The decimal separator is a period
3	ChargeBearer	<ChrgBr>	[0..1]	Specifies which party/parties will bear the charges associated with the processing of the payment transaction.	ChargeBearerType1Code	It is recommended, not to allocate a value to the field on this level but to allocate it on the level of . Furthermore a concomitance of this element group in both levels is not allowed. If allocated it contains the constant <code>SLEV</code> .
3	UltimateDebtor	<UltmtDbtr>	[0..1]	Debtor reference party. For information only.	PartyIdentification135_SCT_SCTInst_4	If a value is allocated to this field, then it is not allowed to use the element on the level of <PaymentInstructionInformation>
4	Name	<Nm>	[0..1]	Name	Max140Text_SCT_SCTInst	Name is restricted to 70 characters.
4	Identification	<Id>	[0..1]	Refer to 2.2.1.8.2		
3	CreditorAgent	<CdtrAgt>	[0..1]	Financial institution servicing an account for the creditor.	BranchAndFinancialInstitutionIdentification6_SCT_SCTInst_2	
4	FinancialInstitutionIdentification	<FinInstnId>	[1..1]	Unique and unambiguous identifier of a financial institution.	FinancialInstitutionIdentification18_SCT_SCTInst	

DFÜ Agreement

Appendix 3: Specification of Data Formats

	Name	XML Tag	Occurrences	Definition	Type	EPC-/DK-Rules
5	BICFI	<BICFI>	[1..1]	Business Identifier Code (SWIFT-Code according to ISO 9362)	BICFIdec2014Identifier	
3	Creditor	<Cdtr>	[1..1]	Party to which an amount of money is due (payee / creditor).	PartyIdentification135_SCT_SCTInst_5	
4	Name	<Nm>	[1..1]	Name	Max140Text_SCT_SCTInst	Name is restricted to 70 characters.
4	PostalAddress	<PstAdr>	[0..1]	Refer to 2.2.1.8.1		
4	Identification	<Id>	[0..1]	Refer to 2.2.1.8.2		
3	CreditorAccount	<CdtrAcct>	[1..1]	Unambiguous identification of the account of the creditor.	CashAccount238_SCT_SCTInst_2	
4	Identification	<Id>	[1..1]	Unique and unambiguous identification of the account.	AccountIdentification4Choice_SCT_SCTInst_2	
5	IBAN	<IBAN>	[1..1]	International Bank Account Number (IBAN)	IBAN2007Identifier	To be allocated with a valid IBAN (International Bank Account Number). This can have a maximum of 34 characters.
4	Proxy	<Prxy>	[0..1]	Creates an alternative assumed name for identifying the account.	ProxyAccountIdentification1	An allocation of this field (320 characters maximum) is only possible after bilateral agreement with the bank.
3	UltimateCreditor	<UltmtCdtr>	[0..1]	Creditor reference party. For information only.	PartyIdentification135_SCT_SCTInst_6	
4	Name	<Nm>	[0..1]	Name	Max140Text_SCT_SCTInst	Name is restricted to 70 characters.
4	Identification	<Id>	[0..1]	Refer to 2.2.1.8.2		

DFÜ Agreement

Appendix 3: Specification of Data Formats

	Name	XML Tag	Occurrences	Definition	Type	EPC-/DK-Rules
3	Purpose	<Purp>	[0..1]	Type of payment.	Purpose2Choice_SCT_SCTInst	
4	Code	<Cd>	[1..1]	In a coded form	ExternalPurpose1Code	Only the codes of the external ISO 20022 code list are permitted. Notes on this in chapter 2.3.2. ¹² In an account statement in MT940/942 format not all codes are represented. (Assignments of purpose codes to specific transaction codes (GVC) of MT940/942 refer to the subsequent table)
3	RemittanceInformation	<RmtInf>	[0..1]	Refer to 2.2.1.7		Either <Ustrd> or <Strd> are assigned, but not both.

¹² If information on capital building fringe fortune (or a capital building fringe fortune for retirement) is allocated in the unstructured remittance information, the purpose code CBFF (capital building fringe fortune) or CBFR (capital building fringe fortune for retirement) respectively must be used to avoid a continuous scanning of the remittance information.

DFÜ Agreement

Appendix 3: Specification of Data Formats

Representation of purpose codes as GVC with MT940/942

Purpose-Code	Maps to GVC
RINP	152
BONU, PENS, SALA, PAYR, SPSP	153
BENE, GOVT, SSBE	156
CHAR	119 bzw. 169
GBFF	154
GBFR	155
IVPT	167 (mapping only for payments whose structured remittance information contains left-aligned "RF")

Refer also to corresponding footnotes at GVCs in chapter 8.2.6.

–

Example

```
<CdtTrfTxInf>
  <PmtId>
    <EndToEndId>OriginatorID1234</EndToEndId>
  </PmtId>
  <Amt>
    <InstdAmt Ccy="EUR">6543.14</InstdAmt>
  </Amt>
  <CdtrAgt>
    <FinInstnId>
      <BICFI>SPUEDE2UXXX</BICFI>
    </FinInstnId>
  </CdtrAgt>
  <Cdtr>
    <Nm>Creditor Name</Nm>
  </Cdtr>
  <CdtrAcct>
    <Id>
      <IBAN>DE25370502991000122343</IBAN>
    </Id>
  </CdtrAcct>
  <RmtInf>
    <Ustrd>Unstructured Remittance Information</Ustrd>
  </RmtInf>
</CdtTrfTxInf>
```

2.2.1.7 Remittance Information

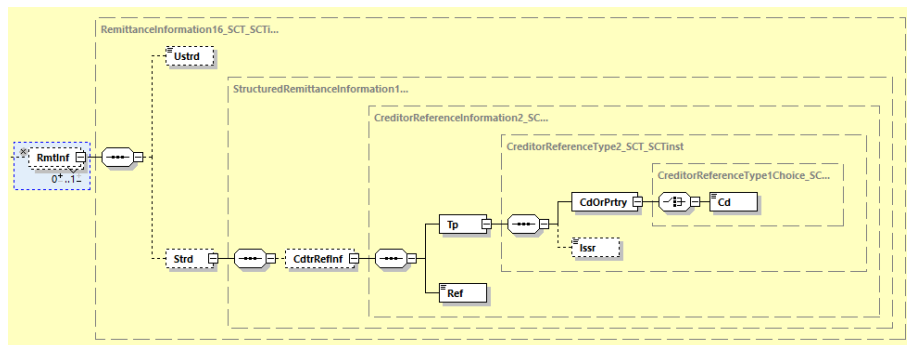


Diagram 28: pain.001.001.09, Remittance Information

Definition

Information that enables the matching, i.e. reconciliation, of a payment with the items that the payment is intended to settle, e.g. commercial invoices, in an account receivable system.

XML Tag

<RmtInf>

Occurrences

[0..1]

DFÜ Agreement

Appendix 3: Specification of Data Formats

Rules

	Name	XML Tag	Occurrences	Definition	Type	EPC-/DK-Rules
4	Unstructured	<Ustrd>	[1..1]	Unstructured remittance information	Max140Text	<p>The use of the unstructured remittance information is recommended. It may carry structured remittance information, as agreed between the Creditor and the Debtor. EPC Guidance EPC088-22 must be observed. Details can be found below this table.</p> <p>In case of capital building fringe fortune (in German: VL) or capital building fringe fortune for retirement (in German: AVWL), this field has to be utilised as follows: „XXJ/contract number“. Please note: The VL/AVWL recipient's name can be assigned to the data element „Ultimate Creditor“ if necessary.¹³</p>

¹³ In order to avoid a continuous scanning of the remittance information in case of capital building fringe fortune payments (or payments for capital building fringe fortune for retirement), purpose code CBFF (Capital building fringe fortune) or CBFR (Capital building fringe fortune for retirement) respectively must be allocated in . The letters „XX“ can be replaced either by „00“ or by the percentage of the saving bonus; the letter „J“ is to be replaced by the last digit of the year the VL applies to.

DFÜ Agreement

Appendix 3: Specification of Data Formats

	Name	XML Tag	Occurrences	Definition	Type	EPC-/DK-Rules
4	Structured	<Strd>	[1..1]	structured remittance information	Structured Remittance Information 16_SCT_SCTInst	<p>Only the setting of a structured reference of the payee according to ISO 11649¹⁴ is allowed.</p> <p>The content of the field must not exceed 140 characters. All characters contained, including tags and special characters (especially blanks), are counted, but the <Strd> and </Strd> tags themselves are not.</p>
5	CreditorReferenceInformation	<CdtrRefInf>	[0..1]	Reference information provided by the creditor to allow the identification of the underlying documents. This data element group can contain "Structured Creditor Reference to Remittance Information" according to ISO 11649. In this case the field <Ref> has the following format: RF<checksum><21 characters maximum>	CreditorReferenceInformation2_SCT_SCTInst	The debtor's bank is not obliged to validate the contents of this element group.
6	Type	<Tp>	[1..1]	Type of the reference	CreditorReferenceType2_SCT_SCTInst	

¹⁴ If a reference according to ISO 11649 (checksum-protected reference (RF)) is allocated in the structured remittance information it is recommended to use the purpose code IVPT (Invoice Payment).

DFÜ Agreement

Appendix 3: Specification of Data Formats

	Name	XML Tag	Occurrences	Definition	Type	EPC-/DK-Rules
7	CodeOrProprietary	<CdOrPrtry>	[1..1]	Specification of the document type	CreditorReferenceType1Choice_SCT_SCTInst	
8	Code	<Cd>	[1..1]	Code to specify the document type	DocumentType3Code	Only the code SCOR is allowed.
7	Issuer	<Issr>	[0..1]	Issuer of the reference	Max35Text	
6	Reference	<Ref>	[1..1]	Unique and unambiguous reference assigned by the creditor to refer to the payment transaction.	Max35Text	If the reference contains a check digit, the receiving bank is not obliged to check it and, in case of a failed check, the bank is entitled to continue further processing. When using the "Creditor Reference" according to ISO 11649, it is recommended to verify the checksum.

EPC Guidance EPC088-22 (Improve Transparency for Retail Payment End-Users) provides recommendations for specifying the information TO WHOM (name of payee/beneficiary), WHERE (place of purchase) and WHEN (time of purchase). It is recommended to use the specific elements provided for this purpose in the pain.001 message. If none is specified or additions are necessary, then this information should be provided in <RmtInf><Ustrd>.

This concerns payment situations where a trade name, a place of purchase different from the official address and/or the date (time) of the transaction may occur. Considering the current range of suitable attributes and their current maximum character capacity, it is recommended that payees and payment service providers (ZDL) give priority to the transmission of the following additional information

TO WHOM (name of payee/beneficiary)

Name of the beneficiary (legal entity)

→ <Crdr><Nm>

Trade name of beneficiary, if different from legal entity

→ <RmtInf><Ustrd>

WHERE (place of purchase)

Official address of the beneficiary when purchasing goods and services

→ <Crdr><PstlAdr>

When purchasing at specific locations (shop, restaurant, etc.), indication of country or

DFÜ Agreement

Appendix 3: Specification of Data Formats

country code and city

→ <RmtInf><Ustrd>

For online purchases, indication of the beneficiary's website or online platform, as well as country or country code, city or postal code

→ <RmtInf><Ustrd>

For centrally processed transactions (at headquarters rather than a local branch), the location of the transaction should be indicated in addition to the location of the headquarters where the beneficiary maintains his accounting

→ <RmtInf><Ustrd>

WHEN (time of purchase)

There is no separate field for the actual time of purchase or claim of the service.

Therefore indication of corresponding date and time of the transaction

→ <RmtInf><Ustrd>

For more information, see the "EPC Guidance Document Improve Transparency for Retail Payment End-Users" (EPC088-22).

Example 1:

Supplement of the unstructured remittance information in the following order:

"TO WHO", "WHERE" and/or "WHEN" (109 characters used):

```
<RmtInf>
  <Ustrd> The Shopping Paradise/Boulevard des Marchands 123/2020-12-
24T11:37/Purchase Nr 1234567890AZ - Merry Christmas </Ustrd>
</RmtInf>
```

Source: EPC Guidance Document Improve Transparency for Retail Payment End-Users" (EPC088-22)

Example 2: Usual unstructured remittance information (free text)

```
<RmtInf>
  <Ustrd>Unstructured Remittance Information</Ustrd>
</RmtInf>
```

2.2.1.8 Structures used multiple times

These element groups are referred to several times. The nesting depth (refer to first column of the tables) of the elements is to be understood here in such a way that the indicated number is to be added to the respective position in the scheme. The table is therefore marked with a plus sign in the column heading.

2.2.1.8.1 Postal Address

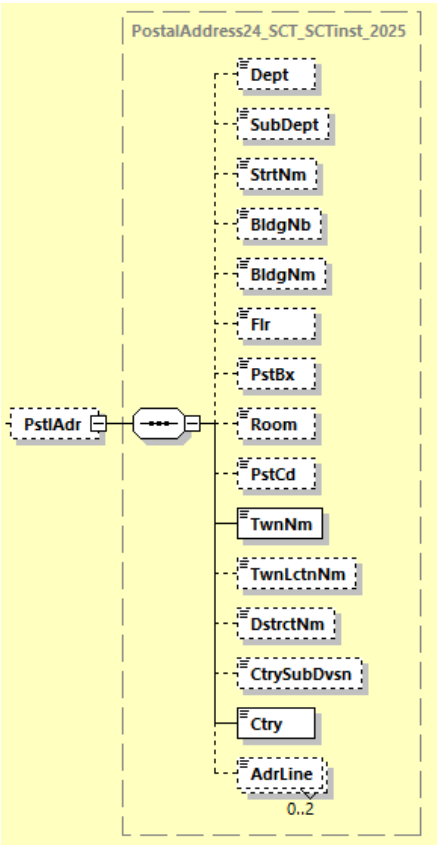


Diagram 29: pain.001.001.09, Postal Address

DFÜ Agreement

Appendix 3: Specification of Data Formats

Definition

Postal address of the party concerned.

DK rule as of ISO version 2019 (valid as of ~~5 October 2025~~~~11/2023~~ or as of GBIC ~~54~~):
Postal address - If a postal address is given, all details available to the ordering party should always be provided. The minimum details for certain participants can be found in the rules column.

From 5 October 2025, semi-structured (hybrid) address assignment is permitted, i.e. in addition to the mandatory town/country information, additional information may also be provided in the free text lines, i.e. in <AdrLine>. However, it is still recommended that the structured elements provided for this purpose (e.g. <StrtNm> for specifying a street) be used wherever possible. In case of an address specification this must be structured, i.e. at least city/country (i.e. <TwnNm> and <Ctry>) are assigned, further address elements are allowed. <AdrLine> must not be assigned. The German Banking Industry Committee recommends corporate customers who already specify (unstructured) addresses (via <AdrLine>) today to convert them to the structured representation as part of the changeover to ISO version 2019, as <AdrLine> will no longer be permissible from November 2025 onwards¹⁵.

XML Tag

<PstlAdr>

Occurrences

[0..1]

Rules

+	Name	XML Tag	Occurrences	Definition	Type	EPC-/DK-Rules
1	Department	<Dept>	[0..1]	Department	Max70Text	
1	SubDepartment	<SubDept>	[0..1]	Sub Department	Max70Text	
1	StreetName	<StrtNm>	[0..1]	Street Name	Max70Text	
1	BuildingNumber	<BldgNb>	[0..1]	Building Number	Max16Text	

¹⁵ According to EPC Implementation Guidelines 2023, ~~unstructured~~ address specifications (i.e. only <AdrLine> and (optional) <Ctry> are assigned) **are only permitted until 11/2025**. Therefore, the German Banking Industry Committee recommends switching directly to the ~~structured~~ indication when changing to the new SEPA format (ISO version 2019) and has prepared the DK TVS (GBIC ~~4~~) for SCT accordingly (the rules can be found in this chapter). Corporates who still want to provide ~~unstructured~~ address information until 11/2025 are recommended to use the SEPA predecessor format (GBIC ~~3~~) (compare <https://www.ebics.de/de/datenformat/format-life-cycle>). Corporates who already want to use ISO version 2019, but still want to use unstructured addresses, can use EPC TVS, which offers this option until 11/2025 (can be found at <https://www.europeanpaymentscouncil.eu/>). For this purpose, an EBICS business transaction must be agreed, but this can only be used until 11/2025. It should be noted that EPC TVS does not check all syntax specifications (mandatory fields structured address; either/or rule structured/unstructured). However, correct assignment must be ensured, otherwise rejections may occur. Customers are therefore strongly recommended to use one of the above options via DK TVS.—

DFÜ Agreement

Appendix 3: Specification of Data Formats

+	Name	XML Tag	Occurrences	Definition	Type	EPC-/DK-Rules
1	BuildingName	<BldgNm>	[0..1]	Building Name	Max35Text	
1	Floor	<Flr>	[0..1]	Floor	Max70Text	
1	PostBox	<PstBx>	[0..1]	Post Box	Max16Text	
1	Room	<Room>	[0..1]	Room	Max70Text	
1	PostCode	<PstCd>	[0..1]	Post Code	Max16Text	
1	TownName	<TwnNm>	[1..1]	Town Name	Max35Text	Is to be assigned Is to be proven
1	TownLocationName	<TwnLctnNm>	[0..1]	Town Location Name	Max35Text	
1	DistrictName	<DstrctNm>	[0..1]	District Name	Max35Text	
1	CountrySubDivision	<CtrySubDvsn>	[0..1]	Country Sub Division	Max35Text	
1	Country	<Ctry>	[1..1]	Country	CountryCode	Is to be assigned Is to be proven
<u>1</u>	<u>AddressLine</u>	<u><AdrLine></u>	<u>[0..2]</u>	<u>Further address information in free text</u>	<u>Max70Text</u>	

2.2.1.8.2 Identification

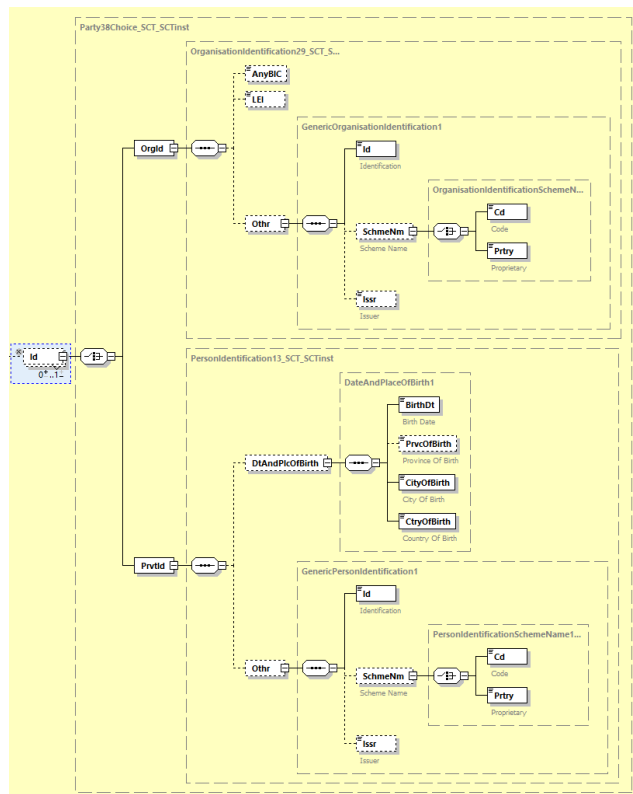


Diagram 30: pain.001.001.09, Identification

Definition

Unambiguous name or number assigned by an entity to enable recognition of that entity, e.g. account identifier. As to its elements, this element group is identical to SCT and SCC except for two instances where different names have been chosen for complex data types (see table below).

XML Tag

<Id>

Occurrences

[0..1]

DFÜ Agreement

Appendix 3: Specification of Data Formats

Rules

+	Name	XML Tag	Occurrences	Definition	Type	EPC-/DK-Rules
1	OrganisationIdentification	<OrgId>	[1..1]	Unique and unambiguous way of identifying an organisation.	OrganisationIdentification29_SCT-SCTInst	Either "AnyBIC", "LEI" or "Other" must be allocated. <u>The following applies for Debtor and Ultimate Debtor: Either 'AnyBIC', 'LEI' and/or 'Other' must be assigned</u>
2	AnyBIC	<AnyBIC>	[0..1]	Business Identifier Code (SWIFT-Code)	AnyBICDec2014Identifier	Must be allocated using valid BIC. This can be either 8 or 11 characters long
2	LEI	<LEI>	[0..1]	Business entity identifier (LEI)	LEIIdentifier	
2	Other	<Othr>	[0..1]	Unique identification of an organisation, as assigned by an institution, using an identification scheme	GenericOrganisationIdentification1	
3	Identification	<Id>	[1..1]	Identification Name or Number for recognition of a identification party (e.g. account number)	Max35Text	
3	SchemeName	<SchmeNm>	[0..1]	Name of the identification scheme	OrganisationIdentificationSchemeName1Choice	
4	Code	<Cd>	[1..1]	Name of the identification scheme, in a coded form as published in an external list	ExternalOrganisationIdentification1Code	Only the codes of the external ISO 20022 code list are permitted. Notes on this in chapter 0.
4	Proprietary	<Prtry>	[1..1]	Name of the identification scheme, in a free text form.	Max35Text	
3	Issuer	<Issr>	[0..1]	Entity that assigns the identification.	Max35Text	

DFÜ Agreement

Appendix 3: Specification of Data Formats

+	Name	XML Tag	Occurrences	Definition	Type	EPC-/DK-Rules
1	PrivateIdentification	<PrvtId>	[1..1]	Unique and unambiguous identification of a person	PersonIdentification13	Either "DateAndPlaceOfBirth" or "Other" to be assigned
2	DateAndPlaceOfBirth	<DtAndPlcOfBirth>	[0..1]	Date and place of birth of a person	DateAndPlaceOfBirth1	
3	BirthDate	<BirthDt>	[1..1]	Date of birth	ISODate	To be allocated in the format YYYY-MM-DD (ISO 8601)
3	ProvinceOfBirth	<PrvcOfBirth>	[0..1]	Province where a person was born	Max35Text	
3	CityOfBirth	<CityOfBirth>	[1..1]	City where a person was born	Max35Text	
3	CountryOfBirth	<CtryOfBirth>	[1..1]	Country where a person was born	CountryCode	Country code (according to ISO 3166)
2	Other	<Othr>	[0..1]	Personal identification that does not correspond to any defined means of identification (proprietary)	GenericPersonIdentification1	
3	Identification	<Id>	[1..1]	Unique and unambiguous identification of a person	Max35Text	
3	SchemeName	<SchmeNm>	[0..1]	Name of the identification scheme	PersonIdentificationSchemeName1Choice	
4	Code	<Cd>	[1..1]	Name of the identification scheme, in a coded form as published in an external list	ExternalPersonIdentification1Code	Only the codes of the external ISO 20022 code list are permitted. Notes on this in chapter 0.
4	Proprietary	<Prtry>	[1..1]	Name of the identification scheme, in a free text form.	Max35Text	
3	Issuer	<Issr>	[0..1]	Entity that assigns the identification	Max35Text	

DFÜ Agreement

Appendix 3: Specification of Data Formats

2.2.2 Direct Debit Initiation - pain.008.001.08

The message is used to transport the Customer to Bank Direct Debit Transfer Information sent by the Originator to the Originator Bank.

BTF parameters / order type

The BTF-Parameters SDD//COR/pain.008/ (resp. order type CDD) are used for SEPA core direct debit initiations and the BTF-Parameters SDD//B2B/pain.008/ (resp. order type CDB) are used for SEPA B2B direct debit initiations

Creditor Identifier (CI)

The Creditor is identified by an Creditor Identifier (CI). The identifier is permanent (and unique for each creditor) and enables the Debtor and the Debtor Bank to come back to the Creditor for refunds and complaints, and to check the existence of a valid Mandate at the presentation of Collections by the Creditor.

The CI is constructed according to the following format rules:

- Positions 1 and 2 contain the ISO country code
- Positions 3 and 4 contain the check digits
- Positions 5 to 7 contain the Creditor Business Code. Positions 5 to 7 of the creditor identification number are allocated by default with "ZZZ" at allocation. These positions represent the business division identifier which can be used by the applicant for signifying particular business divisions or affiliates. These three positions can be allocated with any alphanumeric character. Not permitted are blank characters, special characters and special German Characters (umlauts and sharp s). If the business division identifier is not used, „ZZZ“ will remain allocated to the creditor ID
- Positions 8 up to 35 contain the country-specific identifier

The calculation of the check digit is done according to the following steps:

- Disregard positions 5 to 7
- Take the country-specific part, positions 8 to 35, and delete all non-alphanumeric characters
- Add the ISO country code and '00' to the right-hand end
- Convert letters to digits by substituting 'A' or an 'a' with 10, 'B' or 'b' with 11 and so forth.
- Apply the check character system MOD 97-10 (see ISO 7064)

CIs for German creditors are assigned by the Deutsche Bundesbank. Further information (e. g. on the length of the CI for German creditors) are available on www.glaeubiger-id.bundesbank.de. On <https://www.europeanpaymentscouncil.eu/document-library/clarification-paper/creditor-identifier-overview> the structure and the (national) issuer of the CIs of all SEPA countries is published..

Mandate ID

DFÜ Agreement

Appendix 3: Specification of Data Formats

1. According to the EPC Implementation Guidelines the details given in the Mandate ID are to be handled independently of upper or lower case letters, i.e..
<MndtId>123AAa45678</MndtId> and
<MndtId>123aaA45678</MndtId> describes the same mandate.
2. The blank character is permitted for mandate IDs. This corresponds to the pattern defined by the EPC for this identifier. Though blanks are valid characters, the DK recommends clients to define mandate IDs without blanks to prevent possible misunderstandings. Because:
<MndtId>123aaa45678</MndtId> and
<MndtId>123aaa 45678</MndtId> stand for different mandates.

Overview

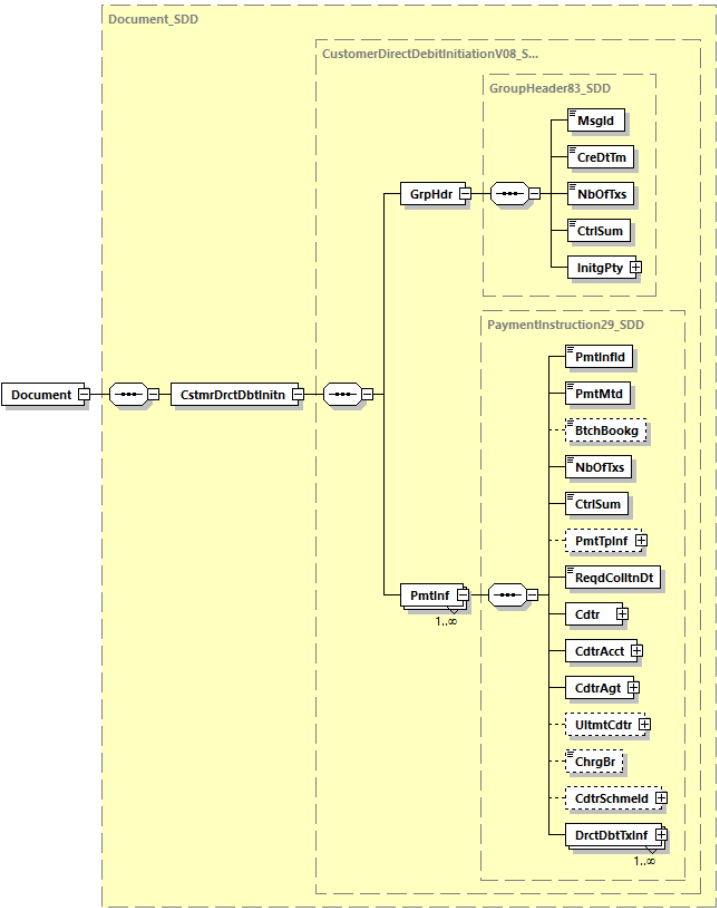


Diagram 31: Overview pain.008.001.08

2.2.2.1 Document

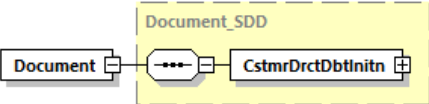


Diagram 32: pain.008.001.08, Document

DFÜ Agreement

Appendix 3: Specification of Data Formats

Definition

ISO 20022 XML message: SEPA Direct Debit Transfer Schema. This is the top level element of the message pain.008.001.08.

XML Tag

<Document>

Occurrences

[1..1]

Rules

	Name	XML Tag	Occurrences	Definition	Type	EPC-/DK-Rules
0	DirectDebitInitiation	<CstmrDrctDbtInitn>	[1..1]	Refer to 2.2.2.2		

Example

```
<?xml version="1.0" encoding="UTF-8"?>
<Document xmlns="urn:iso:std:iso:20022:tech:xsd:pain.008.001.08"
  xmlns:xsi="http://www.w3.org/2001/XMLSchema-instance"
  xsi:schemaLocation="urn:iso:std:iso:20022:tech:xsd:pain.008.001.08
    pain.008.001.08.xsd">
  <CstmrDrctDbtInitn>
    <GrpHdr>
      <MsgId>Message-ID</MsgId>
      <CreDtTm>2023-11-21T09:30:47.000Z</CreDtTm>
      <NbOfTxes>2</NbOfTxes>
      <CtrlSum>6655.86</CtrlSum>
      <InitgPty>
        <Nm>Initiator Name</Nm>
      </InitgPty>
    </GrpHdr>
    <PmtInf>
      <PmtInfId>Payment-ID</PmtInfId>
      <PmtMtd>DD</PmtMtd>
      <NbOfTxes>2</NbOfTxes>
      <CtrlSum>6655.86</CtrlSum>
      <PmtTpInf>
        <SvcLvl>
          <Cd>SEPA</Cd>
        </SvcLvl>
        <LclInstrm>
          <Cd>CORE</Cd>
        </LclInstrm>
        <SeqTp>RCUR</SeqTp>
      </PmtTpInf>
      <ReqdColltnDt>2023-12-03</ReqdColltnDt>
      <Cdtr>
        <Nm>Creditor Name</Nm>
      </Cdtr>
      <CdtrAcct>
        <Id>
          <IBAN>DE87200500001234567890</IBAN>
        </Id>
      </CdtrAcct>
    </PmtInf>
  </CstmrDrctDbtInitn>
</Document>
```

DFÜ Agreement

Appendix 3: Specification of Data Formats

```
</CdtrAcct>
<CdtrAgt>
  <FinInstnId>
    <BICFI>BANKDEFFXXX</BICFI>
  </FinInstnId>
</CdtrAgt>
<ChrgBr>SLEV</ChrgBr>
<CdtrSchmeId>
  <Id>
    <PrvtId>
      <Othr>
        <Id>DE00ZZZ000999999999</Id>
        <SchmeNm>
          <Prtry>SEPA</Prtry>
        </SchmeNm>
      </Othr>
    </PrvtId>
  </Id>
</CdtrSchmeId>
<DrctDbtTxInf>
  <PmtId>
    <EndToEndId>OriginatorID1234</EndToEndId>
  </PmtId>
  <InstdAmt Ccy="EUR">6543.14</InstdAmt>
  <DrctDbtTx>
    <MndtRltdInf>
      <MndtId>Mandate-Id</MndtId>
      <DtOfSgntr>2023-11-20</DtOfSgntr>
      <AmdmntInd>true</AmdmntInd>
      <AmdmntInfDtls>
        <OrgnlCdtrSchmeId>
          <Nm>Original Creditor Name</Nm>
        <Id>
          <PrvtId>
            <Othr>
              <Id>AA00ZZZOriginalCreditorID</Id>
              <SchmeNm>
                <Prtry>SEPA</Prtry>
              </SchmeNm>
            </Othr>
          </PrvtId>
        </Id>
      </OrgnlCdtrSchmeId>
    </AmdmntInfDtls>
  </MndtRltdInf>
</DrctDbtTx>
  <DbtrAgt>
    <FinInstnId>
      <BICFI>SPUEDE2UXXX</BICFI>
    </FinInstnId>
  </DbtrAgt>
  <Dbtr>
    <Nm>Debtor Name</Nm>
  </Dbtr>
  <DbtrAcct>
    <Id>
      <IBAN>DE21500500009876543210</IBAN>
    </Id>
  </DbtrAcct>
  <UltmtDbtr>
    <Nm>Ultimate Debtor Name</Nm>
  </UltmtDbtr>
  <RmtInf>
    <Ustrd>Unstructured Remittance Information</Ustrd>
  </RmtInf>
</DrctDbtTxInf>
<DrctDbtTxInf>
```

DFÜ Agreement

Appendix 3: Specification of Data Formats

```
<PmtId>
  <EndToEndId>OriginatorID1235</EndToEndId>
</PmtId>
<InstdAmt Ccy="EUR">112.72</InstdAmt>
<DrctDbtTx>
  <MndtRltdInf>
    <MndtId>OtherMandateId</MndtId>
    <DtOfSgntr>2023-11-20</DtOfSgntr>
    <AmdmntInd>false</AmdmntInd>
  </MndtRltdInf>
</DrctDbtTx>
<DbtrAgt>
  <FinInstnId>
    <BICFI>SPUEDE2UXXX</BICFI>
  </FinInstnId>
</DbtrAgt>
<Dbtr>
  <Nm>Other Debtor Name</Nm>
</Dbtr>
<DbtrAcct>
  <Id>
    <IBAN>DE21500500001234567897</IBAN>
  </Id>
</DbtrAcct>
<UltmtDbtr>
  <Nm>Ultimate Debtor Name</Nm>
</UltmtDbtr>
<RmtInf>
  <Ustrd>Unstructured Remittance Information</Ustrd>
</RmtInf>
</DrctDbtTxInf>
</PmtInf>
</CstmrDrctDbtInitn>
</Document>
```

2.2.2.2 Customer Direct Debit Initiation

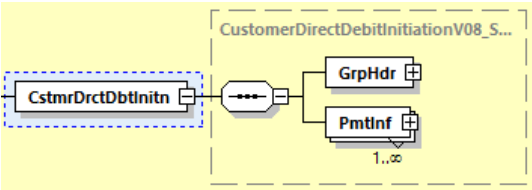


Diagram 33: pain.008.001.08, Customer Direct Debit Initiation

Definition

Customer Direct Debit Transfer Initiation

XML Tag

<CstmrDrctDbtInitn>

Occurrences

[1..1]

DFÜ Agreement

Appendix 3: Specification of Data Formats

Rules

	Name	XML Tag	Occurrences	Definition	Type	EPC-/DK-Rules
1	GroupHeader	<GrpHdr>	[1..1]	Refer to 2.2.2.3		
1	PaymentInformation	<PmtInf>	[1..n]	Refer to 2.2.2.5		

2.2.2.3 Group Header

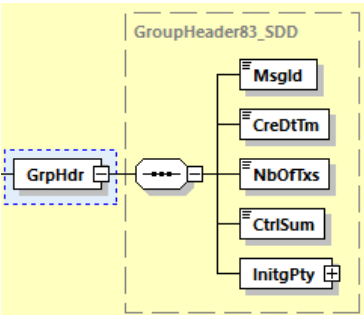


Diagram 34: pain.008.001.08, Group Header

Definition

Set of characteristics shared by all individual transactions included in the message.

XML Tag

<GrpHdr>

Occurrences

[1..1]

DFÜ Agreement

Appendix 3: Specification of Data Formats

Rules

	Name	XML Tag	Occurrences	Definition	Type	EPC-/DK-Rules
2	MessageIdentification	<MsgId>	[1..1]	Point to point reference assigned by the instructing party and sent to the next party in the chain to unambiguously identify the message	Max35Text	If a file is submitted twice by mistake, a double processing can be avoided by verifying the tag <MsgId> in combination with the customer ID or the ordering party's IBAN. Therefore, the tag must contain a new value for every new pain message The allowed character set for this Id is restricted/checked by a pattern in the SEPA scheme (TVS), refer to chapter 2.3.1
2	CreationDateTime	<CreDtTm>	[1..1]	Date and time at which a (group of) payment instruction(s) was created by the instructing party.	ISODatetime	
2	NumberOfTransactions	<NbOfTx>	[1..1]	Number of individual transactions contained in the message	Max15NumericText	
2	ControlSum	<CtrlSum>	[1..1]	Total of all individual amounts included in the message, irrespective of currencies.	DecimalNumber	2 is the maximum number of decimal digits allowed
2	InitiatingParty	<InitgPty>	[1..1]	Refer to 2.2.2.4		Allocation may differ from Creditor . Recommendation : Only the subfield Name should be used

DFÜ Agreement

Example

```
<GrpHdr>
  <MsgId>Message-ID</MsgId>
  <CreDtTm>2023-11-21T09:30:47.000Z</CreDtTm>
  <NbOfTxs>2</NbOfTxs>
  <CtrlSum>6655.86</CtrlSum>
  <InitgPty>
    <Nm>Initiator Name</Nm>
  </InitgPty>
</GrpHdr>
```

2.2.2.4 Initiating Party

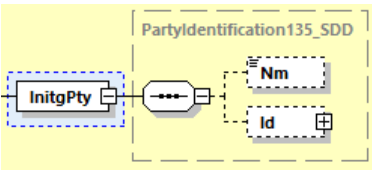


Diagram 35: pain.008.001.08, Initiating Party

Definition

Party initiating the payment. In the payment context, this can either be the creditor or the party that initiates the payment on behalf of the creditor.

XML Tag

<InitgPty>

Occurrences

[1..1]

Rules

	Name	XML Tag	Occurrences	Definition	Type	EPC-/DK-Rules
3	Name	<Nm>	[0..1]	Name	Max140Text_SDD	Name is restricted to 70 characters.
3	Identification	<Id>	[0..1]	Refer to 2.2.2.10.2		It is recommended not to assign this field group.

Example

```
<InitgPty>
  <Nm>Initiator Name</Nm>
</InitgPty>
```

2.2.2.5 Payment Information

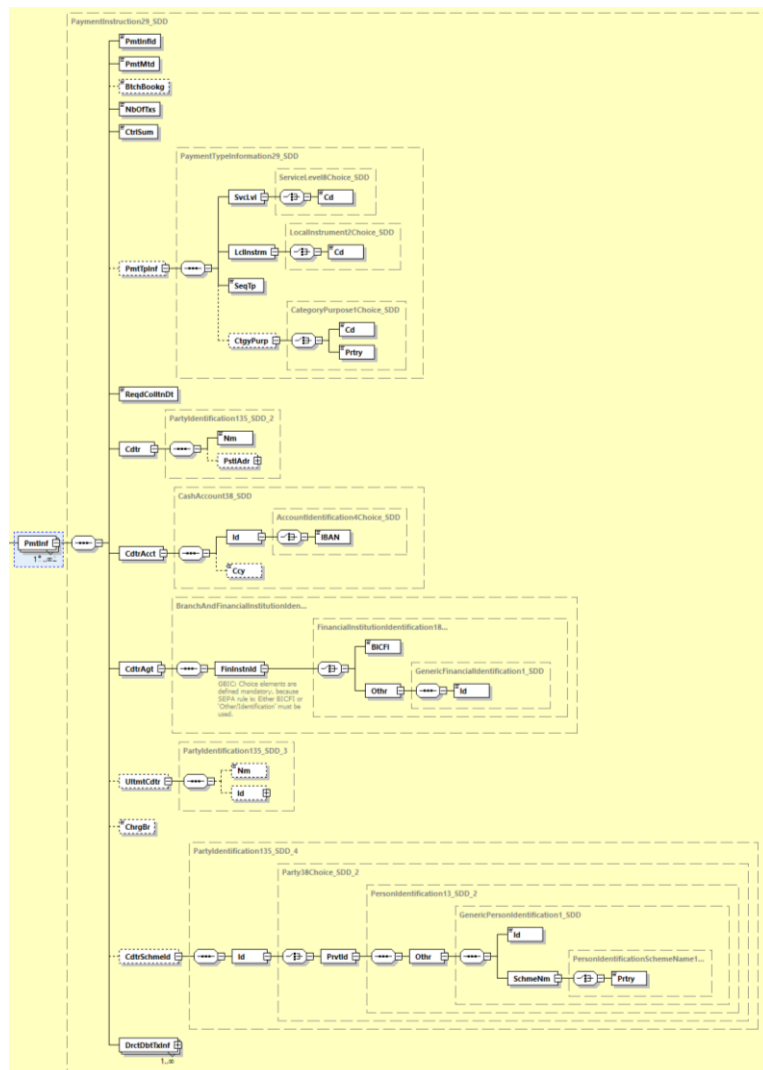


Diagram 36: pain.008.001.08, Payment Information

Definition

Set of information, e.g. submitter account, due date, which applies to all individual transactions. Payment information corresponds to a logical collector within a physical file.

XML Tag

<PmtInf>

DFÜ Agreement

Appendix 3: Specification of Data Formats

Occurrences

[1..n]

Rules

	Name	XML Tag	Occurrences	Definition	Type	EPC-/DK-Rules
2	PaymentInformationId entification	<PmtInfId>	[1..1]	Reference assigned by a sending party to unambiguously identify the payment information block within the message.	Max35Text	The allowed character set for this Id is restricted/checked in the SEPA scheme (TVS) by a pattern, refer to chapter 2.3.1.
2	PaymentMethod	<PmtMtd>	[1..1]	Specifies the means of payment that will be used to move the amount of money	Payment Method2 Code	Only DD is allowed.
2	BatchBooking	<BtchBooking>	[0..1]	Identifies whether a single entry (<i>false</i>) per individual transaction or a batch entry for the sum of the amounts of all transactions within the group of a message (<i>true</i>) is requested.	BatchBookingIndicator	Only if a corresponding agreement with the customer for single entries is on hand and in case of an allocation with <i>false</i> , every transaction will be displayed as a single item on the bank statement of the creditor. Otherwise, a batched booking is always displayed (default/pre-agreed: <i>true</i>).
2	NumberOfTransactions	<NbOfTxes>	[1..1]	Number of individual transactions contained in the Payment Information Block	Max15NumericText	
2	ControlSum	<CtrlSum>	[1..1]	Total of all individual amounts included in the Payment Information Block	DecimalNumber_SDD	2 is the maximum number of decimal digits allowed.

DFÜ Agreement

Appendix 3: Specification of Data Formats

	Name	XML Tag	Occurrences	Definition	Type	EPC-/DK-Rules
2	PaymentTypeInformation	<PmtTpInf>	[0..1]	Set of elements that further specifies the type of transaction.	PaymentTypeInformation29_SDD	This element group has to be allocated either here or on transaction level.
3	ServiceLevel	<SvcLvl>	[1..1]	Agreement under which or rules under which the transaction should be processed.	ServiceLevel8Choice_SDD	
4	Code	<Cd>	[1..1]	Code of a pre-agreed service between the parties	ExternalServiceLevel1Code_SDD	For SEPA payments, the solely permitted value from the external ISO 20022 code list is SEPA.
3	LocalInstrument	<LclInstrm>	[1..1]	Type of a direct debit	LocalInstrument2Choice_SDD	It is not permissible to mix B2B and core SEPA direct debits in one pain.008 message.
4	Code	<Cd>	[1..1]	In a coded form	ExternalLocalInstrument1Code_SDD	Only CORE (SEPA direct debit core) and B2B (SEPA direct debit B2B) is permissible.

DFÜ Agreement

Appendix 3: Specification of Data Formats

	Name	XML Tag	Occurrences	Definition	Type	EPC-/DK-Rules
3	SequenceType	<SeqTp>	[1..1]	Identifies the direct debit sequence, e.g. first, recurrent, final or one-off.	SequenceType3Code	<p>Only FRST, RCUR, FNAL, OOFF is permissible.</p> <p>The first of a recurrent series of collections can also be identified by RCUR.</p> <p>Note: According to the EPC IG each of the four above mentioned codes is usable without any restrictions in the case of mandate modifications (SMNDA). However, the Code OOFF is not practice relevant for in a first collection no mandate modifications is possible.</p>
3	CategoryPurpose	<CtgyPurp>	[0..1]	Type of a payment	CategoryPurposeSEPA	Depending on the agreement between Creditor and his payment service provider, <CtgyPurp> may be forwarded to the payer's payment service provider (ZDL).
4	Code	<Cd>	[1..1]	Category purpose, as published in an external category purpose code list.	ExternalCategoryPurpose1Code	<p>Only the codes of the external ISO 20022 code list are permitted. Refer to chapter 0.</p> <p>Note: These codes are not represented in the account statement.</p>
4	Proprietary	<Prtry>	[1..1]	Type of a payment in a proprietary form.	Max35Text	

DFÜ Agreement

Appendix 3: Specification of Data Formats

	Name	XML Tag	Occurrences	Definition	Type	EPC-/DK-Rules
2	RequestedCollectionDate	<ReqdColltndt>	[1..1]	Date at which the creditor requests the amount of money to be collected from the debtor.	ISODate	Due date requested by the customer. In case a date is no TARGET business day the bank is authorised to indicate the subsequent TARGET business day as due date. When the order reaches the bank after the declared cut-off time it is regarded as delivered at the subsequent business day. Banks are not obliged to execute order data which are delivered more than 15 calendar days BEFORE the requested collection date
2	Creditor	<Cdtr>	[1..1]	Party to which an amount of money is due.	PartyIdentification135_SDD_2	
4	Name	<Nm>	[1..1]	Name	Max140Text_SDD	Name is restricted to 70 characters
4	PostalAddress	<PstlAdr>	[0..1]	Refer to 2.2.2.10.1		It is recommended not to assign this field group.
2	CreditorAccount	<CdtrAcct>	[1..1]	Unambiguous identification of the account of the creditor.	CashAccount38_SDD	
3	Identification	<Id>	[1..1]	Unique and unambiguous identification of the account.	AccountIdentification4Choice_SDD	An IBAN must be specified.
4	IBAN	<IBAN>	[1..1]	International Bank Account Number (IBAN)	IBAN2007 Identifier	To be allocated with a valid IBAN (International Bank Account Number) This can have a maximum of 34 characters.

DFÜ Agreement

Appendix 3: Specification of Data Formats

	Name	XML Tag	Occurrences	Definition	Type	EPC-/DK-Rules
3	Currency	<Ccy>	[0..1]	Currency of the account	ActiveOrHistoricCurrencyCode	Should only be used if the account number is valid for multiple currencies
2	CreditorAgent	<CdtrAgt>	[1..1]	Financial institution servicing an account for the creditor.	BranchAndFinancialInstitutionIdentification6_SDD	
3	FinancialInstitutionIdentification	<FinInstnId>	[1..1]	Unique and unambiguous identifier of a financial institution	FinancialInstitutionIdentification8_SDD	This group is specified in DK-TVS as Choice, since according to EPC either <BICFI> or <Othr><Id> must be used.
4	BICFI	<BICFI>	[1..1]	Business Identifier Code (SWIFT-Code)	BICFIDecember2014Identifier	If the field is used it has to be allocated with a valid BIC. This can be either 8 or 11 characters long.
4	Other	<Othr>	[1..1]	Other Identification of financial institution	GenericFinancialIdentification1_SDD	
5	Identification	<Id>	[1..1]	Identification	Max35Text	If the BICFI field is not used, the constant NOPROVIDED has to be specified.
2	UltimateCreditor	<UltmtCdtr>	[0..1]	Creditor reference party. For information only.	PartyIdentification135_SDD_3	This element is either to be allocated on the level of or on the level of the transaction details.
3	Name	<Nm>	[0..1]	Name	Max140Text_SDD	Name is restricted to 70 characters
5	Identification	<Id>	[0..1]	Refer to 2.2.2.10.2		It is recommended not to assign this field group.

DFÜ Agreement

Appendix 3: Specification of Data Formats

	Name	XML Tag	Occurrences	Definition	Type	EPC-/DK-Rules
2	ChargeBearer	<ChrgBr>	[0..1]	Specifies which party/parties will bear the charges associated with the processing of the payment transaction.	ChargeBearerType1Code	It is recommended, to use this field instead of the field on the level of transaction details. Furthermore a concomitance of this element group in both levels is not allowed. If used, only SLEV is allowed.
2	CreditorSchemeIdentification	<CdtrSchmId>	[0..1]	Credit party that signs the mandate.	PartyIdentification13_SDD_4	This field has to be allocated either on the level „Payment Instruction Information“ or on the level „Direct Debit Transaction“. The CreditorIdentifier (CI) must be allocated to this field. It is recommended that the CI in a payment instruction information is always the same
3	Identification	<Id>	[1..1]	Unique and unambiguous identification of a party.	Party38Choice_SDD_2	
4	PrivateIdentification	<PrvtId>	[1..1]	Unique and unambiguous identification of a person	PersonIdentification13_SDD_2	
5	Other	<Othr>	[1..1]	Identifier issued to a person for which no specific identifier has been defined.	GenericPersonIdentification1_SDD	
6	Identification	<Id>	[1..1]	Unique and unambiguous identification of the creditor	Max35Text	

DFÜ Agreement

Appendix 3: Specification of Data Formats

	Name	XML Tag	Occurrences	Definition	Type	EPC-/DK-Rules
6	SchemeName	<SchmeNm>	[1..1]	Name of the identification scheme.	PersonIdentification SchemeName1Choice_SDD	
7	Proprietary	<Prtry>	[1..1]	Name of the identification scheme, in a free text form	Max35Text	SEPA must always be allocated to this field.
2	DirectDebitTransaction Information	<DrctDbtTxInf>	[1..n]	Refer to 2.2.2.6		Please refer to the annotation in chapter 2.1.

Example

```
<PmtInf>
  <PmtInfId>Payment-ID</PmtInfId>
  <PmtMtd>DD</PmtMtd>
  <NbOfTx>2</NbOfTx>
  <CtrlSum>6655.86</CtrlSum>
  <PmtTpInf>
    <SvcLvl>
      <Cd>SEPA</Cd>
    </SvcLvl>
    <LclInstrm>
      <Cd>CORE</Cd>
    </LclInstrm>
    <SeqTp>RCUR</SeqTp>
  </PmtTpInf>
  <ReqdColltnDt>2023-12-03</ReqdColltnDt>
  <Cdtr>
    <Nm>Creditor Name</Nm>
  </Cdtr>
  <CdtrAcct>
    <Id>
      <IBAN>DE87200500001234567890</IBAN>
    </Id>
  </CdtrAcct>
  <CdtrAgt>
    <FinInstnId>
      <BICFI>BANKDEFFXXX</BICFI>
    </FinInstnId>
  </CdtrAgt>
  <ChrgBr>SLEV</ChrgBr>
  <CdtrSchmeId>
    <Id>
      <PrvtId>
        <Othr>
          <Id>DE00ZZZ00099999999</Id>
          <SchmeNm>
            <Prtry>SEPA</Prtry>
          </SchmeNm>
        </Othr>
      </PrvtId>
    </Id>
  </CdtrSchmeId>
  <DrctDbtTxInf>
    <PmtId>
```

DFÜ Agreement

Appendix 3: Specification of Data Formats

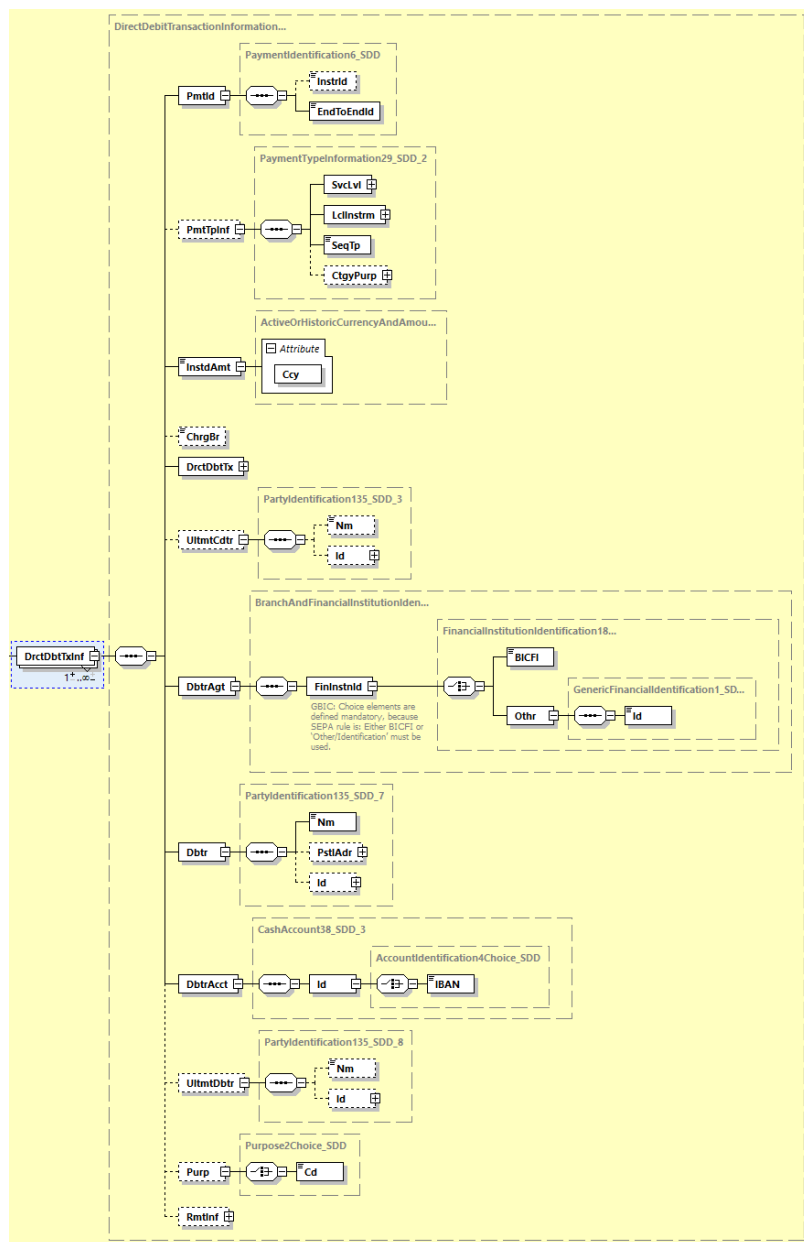
```
<EndToEndId>OriginatorID1234</EndToEndId>
</PmtId>
<InstdAmt Ccy="EUR">6543.14</InstdAmt>
<DrctDbtTx>
  <MndtRltdInf>
    <MndtId>Mandate-Id</MndtId>
    <DtOfSgntr>2022-11-20</DtOfSgntr>
    <AmdmntInd>true</AmdmntInd>
    <AmdmntInfDtls>
      <OrgnlCdtrSchmeId>
        <Nm>Original Creditor Name</Nm>
        <Id>
          <PrvtId>
            <Othr>
              <Id>AA00ZZZOriginalCreditorID</Id>
              <SchmeNm>
                <Prtry>SEPA</Prtry>
              </SchmeNm>
            </Othr>
          </PrvtId>
        </Id>
      </OrgnlCdtrSchmeId>
    </AmdmntInfDtls>
  </MndtRltdInf>
</DrctDbtTx>
<DbtrAgt>
  <FinInstnId>
    <BICFI>SPUEDE2UXXX</BICFI>
  </FinInstnId>
</DbtrAgt>
<Dbtr>
  <Nm>Debtor Name</Nm>
</Dbtr>
<DbtrAcct>
  <Id>
    <IBAN>DE21500500009876543210</IBAN>
  </Id>
</DbtrAcct>
<UltmtDbtr>
  <Nm>Ultimate Debtor Name</Nm>
</UltmtDbtr>
<RmtInf>
  <Ustrd>Unstructured Remittance Information</Ustrd>
</RmtInf>
</DrctDbtTxInf>
<DrctDbtTxInf>
  <PmtId>
    <EndToEndId>OriginatorID1235</EndToEndId>
  </PmtId>
  <InstdAmt Ccy="EUR">112.72</InstdAmt>
  <DrctDbtTx>
    <MndtRltdInf>
      <MndtId>OtherMandateId</MndtId>
      <DtOfSgntr>2023-11-20</DtOfSgntr>
      <AmdmntInd>false</AmdmntInd>
    </MndtRltdInf>
  </DrctDbtTx>
  <DbtrAgt>
    <FinInstnId>
      <BICFI>SPUEDE2UXXX</BICFI>
    </FinInstnId>
  </DbtrAgt>
  <Dbtr>
    <Nm>Other Debtor Name</Nm>
  </Dbtr>
  <DbtrAcct>
    <Id>
```

DFÜ Agreement

Appendix 3: Specification of Data Formats

```
<IBAN>DE21500500001234567897</IBAN>
</Id>
</DbtrAcct>
<UltmtDbtr>
  <Nm>Ultimate Debtor Name</Nm>
</UltmtDbtr>
<RmtInf>
  <Ustrd>Unstructured Remittance Information</Ustrd>
</RmtInf>
</DrctDbtTxInf>
</PmtInf>
```

2.2.2.6 Direct Debit Transaction Information



DFÜ Agreement

Appendix 3: Specification of Data Formats

Definition

Set of elements providing information specific to the individual transaction(s) included in the message.

XML Tag

<DrctDbtTxInf>

Occurrences

[1..n]

Rules

	Name	XML Tag	Occurrences	Definition	Type	EPC-/DK-Rules
3	PaymentIdentification	<PmtId>	[1..1]	Set of elements to reference a payment instruction.	PaymentId entification 6_SDD	
4	InstructionIdentification	<InstrId>	[0..1]	Unique identification as assigned by an instructing party for an instructed party to unambiguously identify the instruction (point-to-point identification). Unambiguous reference of the submitter of a direct debit to his financial institution	Max35Text	This field should only be used by a technical service company that sets the field to its own reference. The allowed character set for this Id is restricted/checked by a pattern in the SEPA scheme (TVS), refer to chapter 2.3.1.
4	EndToEndIdentification	<EndToEndId>	[1..1]	Unambiguous reference of the submitter of a direct debit. Unique identification assigned by the initiating party to unambiguously identify the transaction. This identification is passed on, unchanged, throughout the entire end-to-end chain.	Max35Text	It is recommended to use the field for a direct debit reference. If not used as a reference, only NOTPROVIDED is allowed. The allowed character set for this Id is restricted/checked by a pattern in the SEPA scheme (TVS), refer to chapter 2.3.1.

DFÜ Agreement

Appendix 3: Specification of Data Formats

	Name	XML Tag	Occurrences	Definition	Type	EPC-/DK-Rules
3	PaymentTypeInformation	<PmtTpInf>	[0..1]	Set of elements that further specifies the type of transaction.	PaymentTypeInformation29_SDD_2	This element group has to be allocated either here or on Payment Information level. Recurrent, singular, first and last direct debits can be combined in one payment information block when using this element group on transaction level.
4	ServiceLevel	<SvcLvl>	[1..1]	Agreement under which or rules under which the transaction should be processed.	ServiceLevel8_Choice_SDD	
5	Code	<Cd>	[1..1]	Identification of a pre-agreed level of service between the parties in a coded form.	ExternalServiceLevel1Code_SDD	For SEPA payments, the solely permitted value from the external ISO 20022 code list is SEPA.
4	LocalInstrument	<LclInstrm>	[1..1]	Type of a direct debit	LocalInstrument2Code_SDD	It is not permissible to mix B2B and core SEPA direct debits in one pain.008 message.
5	Code	<Cd>	[1..1]	In a coded form	ExternalLocalInstrument1Code	Only CORE (SEPA direct debit core) and B2B (SEPA direct debit B2B) is permissible.

DFÜ Agreement

Appendix 3: Specification of Data Formats

	Name	XML Tag	Occurrences	Definition	Type	EPC-/DK-Rules
4	SequenceType	<SeqTp>	[1..1]	Identifies the direct debit sequence, e.g. first, recurrent, final or one-off.	SequenceType3Code	Only FRST, RCUR, FNAL, OOFF is permissible. The first of a recurrent series of collections can also be identified by RCUR. Note: According to the EPC IG each of the four above mentioned codes is usable without any restrictions in the case of mandate modifications (SMNDA). However, the Code OOFF is not practice relevant for in a first collection no mandate modifications is possible.
4	CategoryPurpose	<CtgyPurp>	[0..1]	Type of a payment	CategoryPurpose1Choice_SDD	
5	Code	<Cd>	[1..1]	Category purpose, as published in an external category purpose code list.	ExternalCategoryPurpose1Code	Only the codes of the external ISO 20022 code list are permitted. Refer to chapter 0. Note: These codes are not represented in the account statement.
5	Proprietary	<Prtry>	[1..1]	Type of a payment in proprietary form	Max35Text	
4	InstructedAmount	<InstdAmt>	[1..1]	Amount of money to be moved between the debtor and creditor, before deduction of charges.	ActiveOrHistoricCurrencyAndAmount_SDD	The decimal separator is a point. The fractional parts has a maximum of two digits.

DFÜ Agreement

Appendix 3: Specification of Data Formats

	Name	XML Tag	Occurrences	Definition	Type	EPC-/DK-Rules
3	ChargeBearer	<ChrgBr>	[0..1]	Specifies which party/parties will bear the charges associated with the processing of the payment transaction.	ChargeBearerType1Code	It is recommended, not to use this field but the field on the level of the Payment Instruction Information. Furthermore a concomitance of this element group in both levels is not allowed. If used, only SLEV is allowed.
3	DirectDebitTransaction	<DrctDbtTx>	[1..1]	Refer to 2.2.2.7		
3	UltimateCreditor	<UltmtCdr>	[0..1]	Creditor reference party. For information only.	PartyIdentification135_SDD_3	This element is either to be allocated on the level of or on the level of the transaction details.
4	Name	<Nm>	[0..1]	Name	Max140Text_SDD	Name is restricted to 70 characters.
4	Identification	<Id>	[0..1]	Refer to 2.2.2.10.2		It is recommended not to allocate this element group.
3	DebtorAgent	<DbtrAgt>	[1..1]	Financial institution servicing an account for the debtor.	BranchAndFinancialInstitutionIdentification6_SDD_2	
4	FinancialInstitutionIdentification	<FinInstnId>	[1..1]	Unique and unambiguous identifier of a financial institution.	FinancialInstitutionIdentificationSEPA3	This group is specified in DK-TVS as Choice, since according to EPC either <BICFI> or <Othr><Id> must be used.
5	BICFI	<BICFI>	[1..1]	Business Identifier Code (SWIFT-Code)	BICFI Dec2014 Identifier	
5	Other	<Othr>	[1..1]	Other identification of financial institution	GenericFinancialIdentification1_SDD_2	

DFÜ Agreement

Appendix 3: Specification of Data Formats

	Name	XML Tag	Occurrences	Definition	Type	EPC-/DK-Rules
6	Identification	<Id>	[1..1]	Identification	Max35Text	If the BICFI field is not used, the constant NOTPROVIDED has to be specified
3	Debtor	<Dbtr>	[1..1]	Party that owes an amount of money to the (ultimate) creditor.	PartyIdentification135_SDD_7	

DFÜ Agreement

Appendix 3: Specification of Data Formats

	Name	XML Tag	Occurrences	Definition	Type	EPC-/DK-Rules
4	Name	<Nm>	[1..1]	Name	Max140Text_SDD	<p>Name is restricted to 70 characters. If a mandate for a SEPA direct debit (Local instrument = CORE) is generated using data from a payment card at a point of sale and if the debtor's name is not available, the debtor can be identified by specifying the card data instead of his name in the following order:</p> <ul style="list-style-type: none">•Constant /CDGM (Card Data Generated Mandate)•/CardNumber•/SequenceNumber•/ExpiryDateOfCard (4 digits in format JJMM). <p>In this case the purpose code „CGDD“ must be used.</p> <p>If the card number is not available, the PAN has to be used. In order to achieve the same data field length for the card number / PAN, the card number must be padded left-aligned with zeros up to 19 digits.</p>

DFÜ Agreement

Appendix 3: Specification of Data Formats

	Name	XML Tag	Occurrences	Definition	Type	EPC-/DK-Rules
4	PostalAddress	<PstlAdr>	[0..1]	Refer to 2.2.2.10.1		The allocation of this element group is mandatory for payments when the debtor's address is in a state beyond the EU/EEA. (i.e. if the payer's payment service provider is not located in an EU/EEA country).
4	Identification	<Id>	[0..1]	Refer to 2.2.2.10.2		
3	DebtorAccount	<DbtrAcct>	[1..1]	Account of the payer (debtor)	CashAccount38SDD_3	IBAN of the debtor
4	Identification	<Id>	[1..1]	Unique and unambiguous identification of the account.	AccountIdentification4Choice_SDD	
5	IBAN	<IBAN>	[1..1]	International Bank Account Number (IBAN)	IBAN2007Identifier	To be allocated with a valid IBAN (International Bank Account Number). This can have a maximum of 34 characters.
3	UltimateDebtor	<UltmtDbtr>	[0..1]	Payer (debtor) if different from account holder, e.g. child of account holder. For information purposes only.	PartyIdentification135_SDD_8	To be allocated with a debtor's name differing from the account holder if such a debtor has been specified in the direct debit mandate.
4	Name	<Nm>	[0..1]	Name of the debtor	Max140Text_SDD	Name is restricted to 70 characters..
4	Identification	<Id>	[0..1]	Refer to 2.2.2.10.2		..
3	Purpose	<Purp>	[0..1]	Underlying reason for the payment transaction.	Purpose2Choice_SDD	

DFÜ Agreement

Appendix 3: Specification of Data Formats

	Name	XML Tag	Occurrences	Definition	Type	EPC-/DK-Rules
4	Code	<Cd>	[1..1]	In a coded form	ExternalPurpose1Code	Only the codes of ISO 20022 ExternalPurpose Code are allowed. Refer to chapter 2.3.2. In the customer statement messages MT940/942 only the code CGDD (Card Generated Direct Debit) is representable by mapping this code into a specific business transaction code (GVC 107). Refer to the respective footnote of this GVC in chapter Fehler! V erweisquelle konnte nicht gefunden werden..
3	RemittanceInformation	<RmtInf>	[0..1]	Refer to 2.2.2.9		Information that is provided to the creditor by the debtor.

Example

```

<DrctDbtTxInf>
  <PmtId>
    <EndToEndId>OriginatorID1234</EndToEndId>
  </PmtId>
  <InstdAmt Ccy="EUR">6543.14</InstdAmt>
  <DrctDbtTx>
    <MndtRltdInf>
      <MndtId>Mandate-Id</MndtId>
      <DtOfSgntr>2023-11-20</DtOfSgntr>
      <AmdmntInd>true</AmdmntInd>
      <AmdmntInfDtls>
        <OrgnlCdtrSchmeId>
          <Nm>Original Creditor Name</Nm>
          <Id>
            <PrvtId>
              <Othr>
                <Id>AA00ZZZOriginal Creditor ID</Id>
                <SchmeNm>
                  <Prtry>SEPA</Prtry>
                </SchmeNm>
              </Othr>
            </PrvtId>
          </Id>
        </AmdmntInfDtls>
      </MndtRltdInf>
    </DrctDbtTx>
  </PmtId>
</DrctDbtTxInf>

```

Appendix 3: Specification of Data Formats

2.2.2.7 Direct Debit Transaction

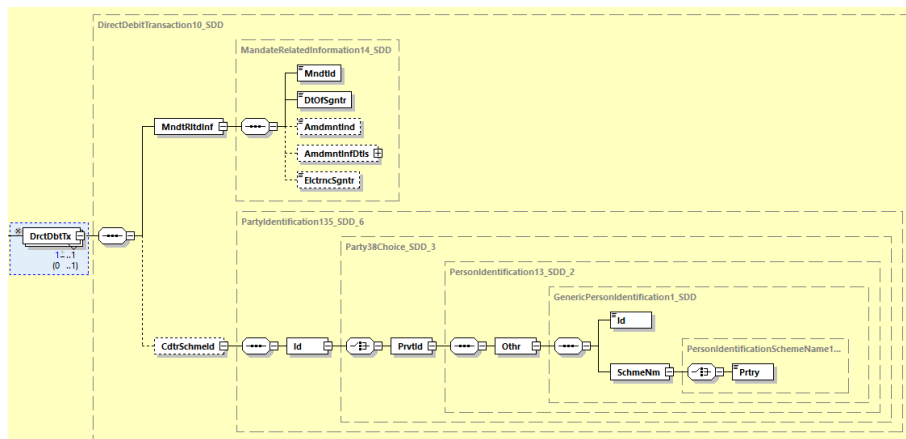


Diagram 38: pain.008.001.08, Direct Debit Transaction

Definition

Set of elements providing information specific to the direct debit mandate.

XML Tag

<DrctDbtTx>

Occurrences

[1..1]

DFÜ Agreement

Appendix 3: Specification of Data Formats

Rules

	Name	XML Tag	Occurrences	Definition	Type	EPC-/DK-Rules
4	MandateRelatedInformation	<MndtRltdInf>	[1..1]	Set of elements used to provide further details related to a direct debit mandate.	MandateRelatedInformation14_SDD	
5	MandateIdentification	<MndtId>	[1..1]	Reference of the direct debit mandate that has been signed between by the debtor and the creditor.	Max35Text	The allowed character set for this Id is restricted/checked in the SEPA scheme (TVS) by a pattern, refer to chapter 2.3.1
5	DateOfSignature	<DtOfSgntr>	[1..1]	Date on which the direct debit mandate has been signed by the debtor.	ISODate	
5	AmendmentIndicator	<AmdmntInd>	[0..1]	Indicator notifying whether the underlying mandate is amended or not.	TrueFalseIndicator; range of values: true, false	Default: False
5	AmendmentInformationDetails	<AmdmntInfDtls>	[0..1]	Refer to 2.2.2.8		Mandatory if AmendmentIndicator = True
5	ElectronicSignature	<ElctrcSgntr>	[0..1]	Additional security provisions, e.g. digital mandate (e-mandate).	Max1025Text	Usage is not permissible in case of paper-based mandates.
4	CreditorSchemeIdentification	<CdtrSchmId>	[0..1]	Credit party that signs the direct debit mandate.	PartyIdentification135_SDD_6	Is to be allocated either to „Payment Instruction Information“ or to „Direct Debit Transaction“ The Creditor-Identifier (CI) must be allocated to this field. It is recommended that the CI in a payment instruction information is always the same.
5	Identification	<Id>	[1..1]	Unique and unambiguous way of identifying an organisation or an individual person.	Party38Choice_SDD_3	

DFÜ Agreement

Appendix 3: Specification of Data Formats

	Name	XML Tag	Occurrences	Definition	Type	EPC-/DK-Rules
6	PrivateIdentification	<PrvtId>	[1..1]	Unique and unambiguous identification of a person, e.g. passport.	PersonIdentification13_SDD_2	
7	Other	<Othr>	[1..1]	Identifier issued to a person for which no specific identifier has been defined.	GenericPersonIdentification1_SDD	
8	Identification	<Id>	[1..1]	Identifier issued to the Creditor for which no specific identifier has been defined.	Max35Text	Allocate to this field a CI as described in 0). The allowed character set for this Id is restricted/checked in the SEPA scheme (TVS) by a pattern, see chapter 2.3.1.
8	SchemeName	<SchmeNm>	[1..1]	Name of the identification scheme	PersonIdentificationSchemeName1Choice_SDD	
9	Proprietary	<Prtry>	[1..1]	Name of the identification scheme, in a free text form.	Max35Text	SEPA must always be allocated to this field

Example

```

<DrctDbtTx>
  <MndtRltdInf>
    <MndtId>Mandate-Id</MndtId>
    <DtOfSgntr>2023-11-20</DtOfSgntr>
    <AmdmntInd>true</AmdmntInd>
    <AmdmntInfDtls>
      <OrgnlDbtrAcct>
        <Id>
          <Othr>
            <Id>SMNDA</Id>
          </Othr>
        </Id>
      </OrgnlDbtrAcct>
    </AmdmntInfDtls>
  </MndtRltdInf>
  <CdtrSchmeId>
    <Id>
      <PrvtId>
        <Othr>
          <Id>DE00ZZZ00099999999</Id>
        </Othr>
      </Id>
    </Id>
    <SchmeNm>
      <Prtry>SEPA</Prtry>
    </SchmeNm>
  </CdtrSchmeId>
</DrctDbtTx>

```



```
</Othr>
</PrvtId>
</Id>
</CdtrSchmeId>
</DrctDbtTx>
```

2.2.2.8 Amendment Information Details

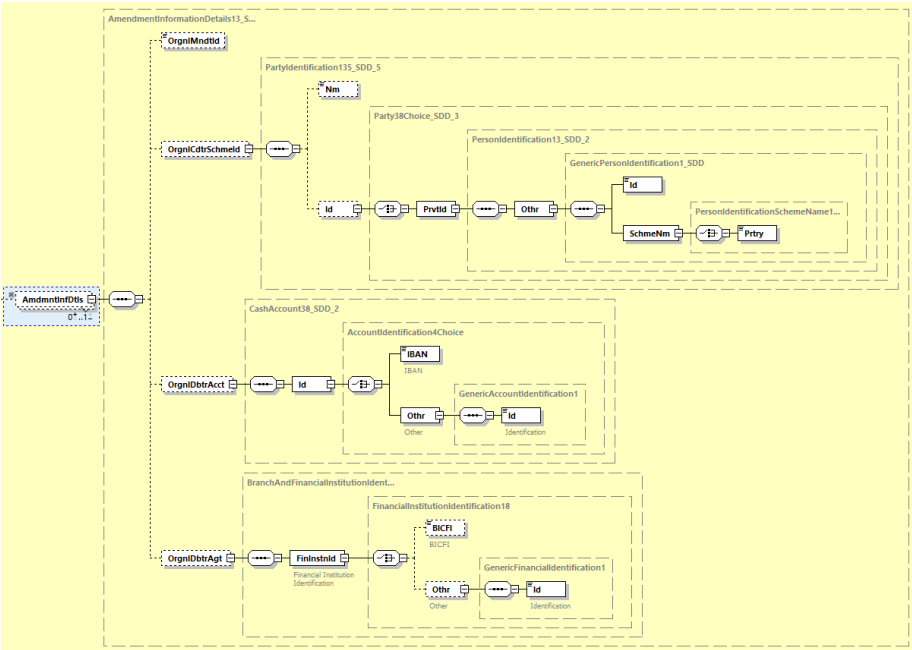


Diagram 39: pain.008.001.08, Amendment Information Details

Definition

List of direct debit mandate elements that have been modified.

XML Tag

<AmdmntInfDtls>

Occurrences

[0..1]

DFÜ Agreement

Appendix 3: Specification of Data Formats

Rules

	Name	XML Tag	Occurrences	Definition	Type	EPC-/DK-Rules
6	OriginalMandateIdentification	<OrgnlMndtId>	[0..1]	Original mandate identification that has been modified.	Max35Text	Mandatory if changes occur in MandateIdentification, otherwise not to be used.
6	OriginalCreditorSchemeIdentification	<OrgnlCdrSchmId>	[0..1]	Original creditor scheme identification and/or name of the Creditor that has been modified.	PartyIdentification13_SDD_5	Mandatory if changes occur in MandateIdentification or in the Creditor Identifier (CI), otherwise not to be used.
7	Name	<Nm>	[0..1]	Name by which a party is known and which is usually used to identify that party.	Max140Text_SDD	If this original name is allocated, the new name has to be allocated to the element Creditor. Name is restricted to 70 characters
7	Identification	<Id>	[0..1]	Unique and unambiguous way of identifying an organisation or an individual person.	Party38Choice_SD_D_3	
8	PrivateIdentification	<PrvtId>	[1..1]	Name or number assigned by an entity to enable recognition of that entity, e.g. account identifier	PersonIdentification13_SDD_2	
9	Other	<Othr>	[1..1]	Identifier issued to a person for which no specific identifier has been defined.	GenericPersonIdentification1_SDD	
10	Identification	<Id>	[1..1]	Original CI of the Creditor	Max35Text	Allocate a CI to this field as described in 0).
10	SchemeName	<SchmeNm>	[1..1]	Name of the identification scheme.	PersonIdentificationSchemeName1Choice_SDD	

DFÜ Agreement

Appendix 3: Specification of Data Formats

	Name	XML Tag	Occurrences	Definition	Type	EPC-/DK-Rules
11	Proprietary	<Prtry>	[1..1]	Name of the identification scheme, in a free text form.	Max35Text	SEPA must always be allocated to this field
6	OriginalDebtorAccount	<OrgnDbtrAccct>	[0..1]	Original debtor account.	CashAccount38_SD_D_2	
7	Identification	<Id>	[1..1]	Unique and unambiguous identification of the account.	AccountIdentification4Coice	
8	IBAN	<IBAN>	[1..1]	International Bank Account Number (IBAN)	IBAN2007Identifier	To be allocated with a valid IBAN (International Bank Account Number) Allocation only permitted in the case of an account change where the debtor agent does not change. This can have a maximum of 34 characters.
8	Other	<Othr>	[1..1]	Other identification	GenericAccountIdentification1	
9	Identification	<Id>	[1..1]	Unique and unambiguous way of identifying an organisation or name (e.g. account number)	Max34Text	Permitted code: SMNDA (Same Mandate New Debtor Account) indicates change of debtor account within the mandate.
6	OriginalDebtorAgent	<OrgnDbtrAgent>	[0..1]	Original debtor's agent.	BranchAndFinancialInstitutionIdentification6	This group can be allocated in the case of a change of debtor agent, but it is only allowed if is not allocated with SMNDA

DFÜ Agreement

Appendix 3: Specification of Data Formats

	Name	XML Tag	Occurrences	Definition	Type	EPC-/DK-Rules
7	FinancialInstitutionIdentification	<FinInstnId>	[1..1]	Unique and unambiguous identifier of a financial institution/Change of financial institution	FinancialInstitutionIdentification18	
8	BICFI	<BICFI>	[0..1]	Business Identifier Code (SWIFT-Code)	BICFIDec2014Identifier	Is to be allocated with a valid BIC The BIC can be either 8 or 11 characters long.
8	Other	<Othr>	[0..1]	Other identifier	GenericFinancialIdentification1	
9	Identification	<Id>	[1..1]	unique identifier of an organization or person	Max35Text	

Example 1 (Change of creditor ID)

```
<DctDbtTx>
  <MndtRltdInf>
    <MndtId>Mandate-Id</MndtId>
    <DtOfSgntr>2022-11-20</DtOfSgntr>
    <AmdmntInd>true</AmdmntInd>
    <AmdmntInfDtls>
      <OrgnlCdtrSchmeId>
        <Nm>Original Creditor Name</Nm>
        <Id>
          <PrvtId>
            <Othr>
              <Id>AA00OriginalCreditorID</Id>
              <SchmeNm>
                <Prtry>SEPA</Prtry>
              </SchmeNm>
            </Othr>
          </PrvtId>
        </Id>
      </OrgnlCdtrSchmeId>
    </AmdmntInfDtls>
  </MndtRltdInf>
</DctDbtTx>
```

Example 2 (Change of payment account details)

When the debtor account changes the following allocation rules may occur:

Which information has been provided to the creditor by the debtor? What information has to be allocated in the amendment block when sending the first direct debit with the new data?	Original Debtor Account	Original Debtor Agent
---	-------------------------	-----------------------

DFÜ Agreement

Appendix 3: Specification of Data Formats

Debtor gave notice about the new IBAN (IBAN Only) → Creditor doesn't know, whether the debtor's ZDL ¹⁶ (=agent) also changed or not	SMNDA	- none -
Debtor gave notice about the new IBAN and a new/changed BIC → new ZDL	Option 1: SMNDA Option 2: - none -	Option 1: - none - Option 2: previous BIC
Debtor gave notice about the change of his account by giving IBAN and BIC, whereas the BIC remains constant → no new ZDL	Option 1: SMNDA Option 2: previous IBAN	- none -

The code SMNDA has the meaning "same mandate new debtor account. To avoid unnecessary complexity the allocation of SMNDA in <OrgnldbtrAcct><Id><Othr><Id> for each change of account is recommended.
The block <AmdmntInfDtls> for example looks like this in the case of a change of the debtor account:

```
<AmdmntInfDtls>  
  <OrgnldbtrAcct>  
    <Id>  
      <Othr>  
        <Id>SMNDA</Id>  
      </Othr>  
    </Id>  
  </OrgnldbtrAcct>  
</AmdmntInfDtls>
```

2.2.2.9 Remittance Information

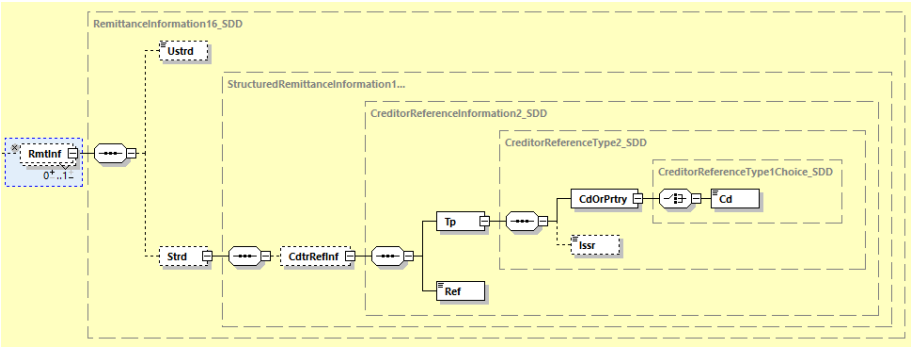


Diagram 40: pain.008.001.08, Remittance Information

¹⁶ ZDL = Zahlungsdienstleister (German term for payment service provider)

DFÜ Agreement

Appendix 3: Specification of Data Formats

Definition

Information that enables the matching, i.e. reconciliation, of a payment with the items that the payment is intended to settle, e.g. commercial invoices in an account receivable system.

XML Tag

<RmtInf>

Occurrences

[0..1]

Rules

	Name	XML Tag	Occurrences	Definition	Type	EPC-/DK-Rules
4	Unstructured	<Ustrd>	[1..1]	Information supplied to enable the matching of an entry with the items that the transfer is intended to settle, e.g. commercial invoices in an accounts' receivable system in an unstructured form.	Max140Text	The use of the unstructured remittance information is recommended. It may carry structured remittance information, as agreed between the Creditor and the Debtor. The EPC Guidance EPC088-22 must be observed in the case of core direct debits. Details can be found under this table.
4	Structured	<Strd>	[1..1]	Information supplied to enable the matching of an entry with the items that the transfer is intended to settle, e.g. commercial invoices in an accounts' receivable system in a structured form.	StructuredRemittanceInformation16_SDD	The content of this field (including contained tags and whitespace, but excluding the tags <Strd> and </Strd> themselves), must not exceed 140 characters
5	CreditorReferenceInformation	<CdtrRefInf>	[0..1]	Reference information provided by the creditor to allow the identification of the underlying documents.	CreditorReferenceInformation2_SDD	

DFÜ Agreement

Appendix 3: Specification of Data Formats

	Name	XML Tag	Occurrences	Definition	Type	EPC-/DK-Rules
6	Type	<Tp>	[1..1]	Type of the reference	CreditorReferenceType2_SDD	
7	CodeOrProprietary	<CdOrPrtry>	[1..1]	Specification of the document type	CreditorReferenceType1Choice_SDD	
8	Code	<Cd>	[1..1]	Code to specify the document type	DocumentType3Code	If the <Strd> field group is used after all, only SCOR is allowed.
7	Issuer	<Issr>	[0..1]	Issuer of the reference	Max35Text	
6	Reference	<Ref>	[1..1]	Unique and unambiguous reference assigned by the creditor to refer to the payment transaction.	Max35Text	

EPC Guidance EPC088-22 (Improve Transparency for Retail Payment End-Users) provides recommendations for specifying the information TO WHOM (name of payee/beneficiary), WHERE (place of purchase) and WHEN (time of purchase). It is recommended to use the specific elements provided for this purpose in the pain.008 message. If none is specified or additions are necessary, then this information should be provided in <RmtInf><Ustrd>.

This concerns payment situations where a trade name, a place of purchase different from the official address and/or the date (time) of the transaction may occur. Considering the current range of suitable attributes and their current maximum character capacity, it is recommended that payees and payment service providers (ZDL) give priority to the transmission of the following additional information

TO WHOM (name of the payee)

Name of the payee (legal entity)

→ <Crdr><Nm>

Mandate

→ corresponding subelements of <MndtRltdInf>

Payee's trade name, if different from legal entity.

→ <RmtInf><Ustrd>

Trade name of the payee, if different from the legal entity.

→ Combination of corresponding subelements of <MndtRltdInf> and <RmtInf><Ustrd>

Name of the ultimate creditor

→ Combination of corresponding subelements of <MndtRltdInf> and <UltmtCdtr><Nm>

Trade name of the different payee, if different from legal entity

→ Combination of subelement of <MndtRltdInf> and <RmtInf><Ustrd>

Note: If both payee and alternate payee use commercial trade names, only the most relevant/common name should be used in <RmtInf><Ustrd>.

DFÜ Agreement

Appendix 3: Specification of Data Formats

WHERE (place of purchase)

Official address of the payee when purchasing goods and services

→ <Crdr>>PstlAdr

The mandate: indication of the place together with the mandate date and the signature.

→ <MndtRltdInf>

When purchasing at specific locations (shop, restaurant, etc.), indication of country or country code and city

→ <RmtInf><Ustrd>

For online purchases, indication of the website or online platform of the payee as well as country or country code, city or postal code

→ <RmtInf><Ustrd>

For centrally processed transactions (at headquarters rather than a local branch), the location of the transaction should be indicated in addition to the location of the headquarters where the beneficiary maintains his accounting

→ <RmtInf><Ustrd>

WHEN (time of purchase)

There is no separate field for the actual time of purchase or claim of the service.

Therefore indication of corresponding date and time of the transaction

→ <RmtInf><Ustrd>

For more information, see the "EPC Guidance Document Improve Transparency for Retail Payment End-Users" (EPC088-22).

Example

```
<RmtInf>
  <Ustrd>Unstructured Remittance Information</Ustrd>
</RmtInf>
```

2.2.2.10 Structures used multiple times

These element groups are referred to several times. The nesting depth (see first column of the tables) of the elements is to be understood here in such a way that the indicated number is to be added to the respective position in the scheme.

The table is therefore marked with a plus sign in the column heading.

2.2.2.10.1 Postal Address

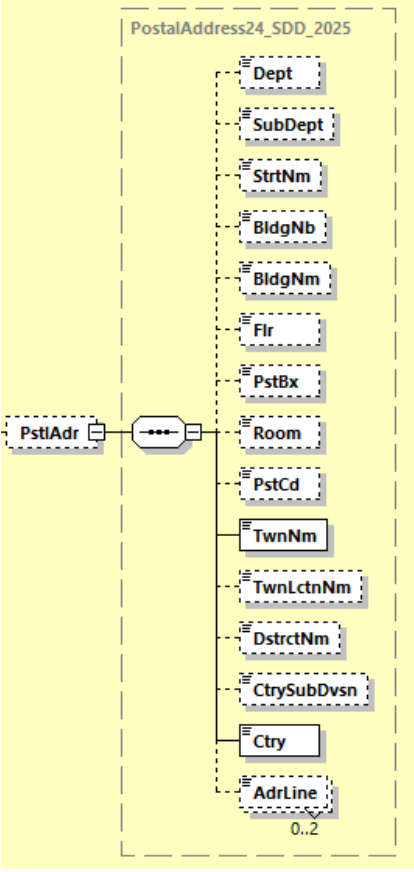


Diagram 41: pain.008.001.08, Postal Address

DFÜ Agreement

Appendix 3: Specification of Data Formats

Definition

Postal address of the party concerned.

DK rule as of ISO version 2019 (valid as of 5 October 44/20253 or GBIC_54):

Postal address - If a postal address is given, all details available to the ordering party should always be provided. The minimum details for certain participants can be found in the rules column.

From 5 October 2025, semi-structured (hybrid) address assignment is permitted, i.e. in addition to the mandatory town/country information, additional information may also be provided in the free text lines, i.e. in <AdrLine>. However, it is still recommended that the structured elements provided for this purpose (e.g. <StrtNm> for specifying a street) be used wherever possible. In case of an address specification this must be structured, i.e. at least city/country (i.e. <TwnNm> and <Ctry>) are assigned, further address elements are allowed. <AdrLine> must not be assigned. The German Banking Industry Committee recommends corporate customers who already specify (unstructured) addresses (via <AdrLine>) today to convert them to the structured representation as part of the changeover to ISO version 2019, as <AdrLine> will no longer be permissible from November 2025 onwards⁴⁷.

XML Tag

<PstlAdr>

Occurrences

[0..1]

Rules

+	Name	XML Tag	Occurrences	Definition	Type	EPC-/DK-Rules
1	Department	<Dept>	[0..1]	Department	Max70Text	
1	SubDepartment	<SubDept>	[0..1]	SubDepartment	Max70Text	
1	StreetName	<StrtNm>	[0..1]	StreetName	Max70Text	
1	BuildingNumber	<BldgNb>	[0..1]	BuildingNumber	Max16Text	

⁴⁷ According to EPC Implementation Guidelines 2023, unstructured address specifications (i.e. only <AdrLine> and (optional) <Ctry> are assigned) **are only permitted until 11/2025**. Therefore, the German Banking Industry Committee recommends switching directly to the structured indication when changing to the new SEPA format (ISO version 2019) and has prepared the DK-TVS (GBIC_4) for SCT accordingly (the rules can be found in this chapter). Corporates who still want to provide unstructured address information until 11/2025 are recommended to use the SEPA predecessor format (GBIC_3) (compare https://www.ebics.de/de/datenformat/format_lifecycle). Corporates who already want to use ISO version 2019, but still want to use unstructured addresses, can use EPC-TVS, which offers this option until 11/2025 (can be found at <https://www.europeanpaymentscouncil.eu/>). For this purpose, an EBICS business transaction must be agreed, but this can only be used until 11/2025. It should be noted that EPC-TVS does not check all syntax specifications (mandatory fields structured address; either/or rule structured/unstructured). However, correct assignment must be ensured, otherwise rejections may occur. Customers are therefore strongly recommended to use one of the above options via DK-TVS.

DFÜ Agreement

Appendix 3: Specification of Data Formats

+	Name	XML Tag	Occurrences	Definition	Type	EPC-/DK-Rules
1	BuildingName	<BldgNm>	[0..1]	BuildingName	Max35Text	
1	Floor	<Flr>	[0..1]	Floor	Max70Text	
1	PostBox	<PstBx>	[0..1]	PostBox	Max16Text	
1	Room	<Room>	[0..1]	Room	Max70Text	
1	PostCode	<PstCd>	[0..1]	PostCode	Max16Text	
1	TownName	<TwnNm>	[1..1]	TownName	Max35Text	Is to be assigned
1	TownLocationName	<TwnLctnNm>	[0..1]	TownLocationName	Max35Text	
1	DistrictName	<DstrctNm>	[0..1]	DistrictName	Max35Text	
1	CountrySubDivision	<CtrySubDvsn>	[0..1]	CountrySubDivision	Max35Text	
1	Country	<Ctry>	[1..1]	Country	CountryCode	Is to be assigned
1	<u>AddressLine</u>	<u><AdrLine></u>	<u>[0..2]</u>	<u>Further address information in free text</u>	<u>Max70Text</u>	

2.2.2.10.2 Identification

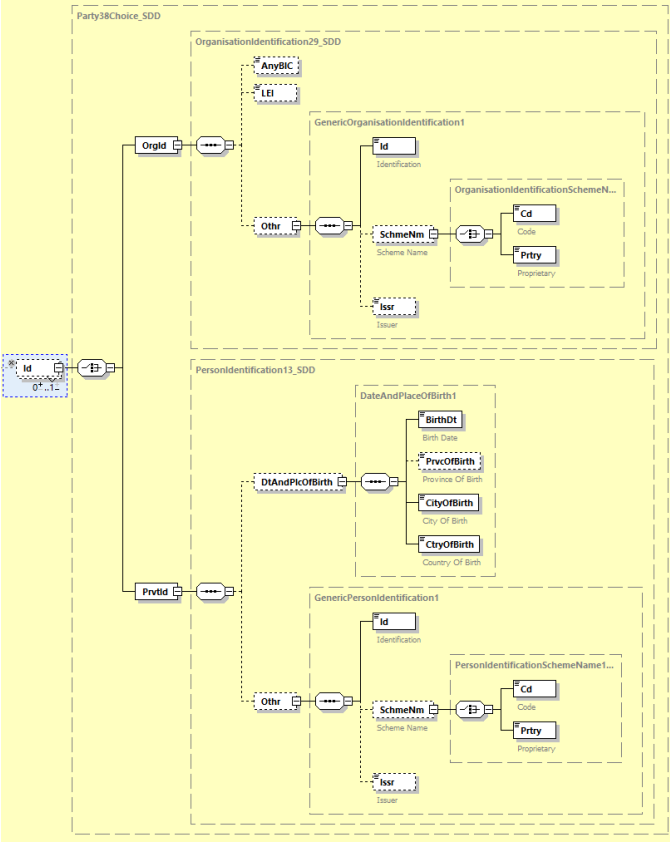


Diagram 42: pain.008.001.08, Identification

Definition

Unambiguous name or number assigned by an entity to enable recognition of that entity, e.g. account identifier. As to its elements, these element group is identical to SCT and SCC except for two instances where different names have been chosen for complex data types (see table below).

XML Tag

<Id>

Occurrences

[0..1]

DFÜ Agreement

Appendix 3: Specification of Data Formats

Rules

+	Name	XML Tag	Occurrences	Definition	Type	EPC-/DK-Rules
1	OrganisationIdentification	<OrgId>	[1..1]	Unique and unambiguous way of identifying an organisation	OrganisationIdentification29_SDD	Either „AnyBIC“, „LEI“ or „Other“ must be allocated. <u>The following applies for Debtor and Ultimate Debtor: Either 'AnyBIC', 'LEI' and/or 'Other' must be assigned</u>
2	AnyBIC	<AnyBIC>	[0..1]	Business Identifier Code (SWIFT-Code)	AnyBICDec2014Identifier	Is to be allocated with a valid BIC. The BIC can be either 8 or 11 characters long
2	LEI	<LEI>	[0..1]	Business Entity Identifier (LEI)	LEIIdentifier	
2	Other	<Othr>	[0..1]	Unique identification of an organisation, as assigned by an institution, using an identification scheme	GenericOrganisationIdentification1	
3	Identification	<Id>	[1..1]	Identification Name or Number for recognition of a identification party (e.g. account number)	Max35Text	
3	SchemeName	<SchmeNm>	[0..1]	Name of the identification scheme	OrganisationIdentificationSchemeName1Choice	
4	Code	<Cd>	[1..1]	Name of the identification scheme, in a coded form as published in an external list	ExternalOrganisationIdentification1Code	Only the codes of the external ISO 20022 code list are permitted. Refer to chapter 0.
4	Proprietary	<Prtry>	[1..1]	Name of the identification scheme, in a free text form.	Max35Text	
3	Issuer	<Issr>	[0..1]	Entity that assigns the identification.	Max35Text	

DFÜ Agreement

Appendix 3: Specification of Data Formats

+	Name	XML Tag	Occurrences	Definition	Type	EPC-/DK-Rules
1	PrivateIdentification	<PrvtId>	[1..1]	Unique and unambiguous identification of a person	PersonIdentification13_SDD	Either „DateAndPlaceOf Birth“ or „Other“ must be allocated
2	DateAndPlaceOfBirth	<DtAndPlcOfBirth>	[0..1]	Date and place of birth of a person	DateAndPlaceOfBirth1	
3	BirthDate	<BirthDt>	[1..1]	Date of birth	ISODate	To be allocated in the format YYYY-MM-DD (ISO 8601).
3	ProvinceOfBirth	<PrvcOfBirth>	[0..1]	Province where a person was born	Max35Text	
3	CityOfBirth	<CityOfBirth>	[1..1]	City where a person was born	Max35Text	
3	CountryOfBirth	<CtryOfBirth>	[1..1]	Country where a person was born	CountryCode	Ländercode (nach ISO 3166)
2	Other	<Othr>	[0..1]	Proprietary identification of a person	GenericPersonIdentification1	
3	Identification	<Id>	[1..1]	Unique and unambiguous identification of a person	Max35Text	
3	SchemeName	<SchmeNm>	[0..1]	Name of the identification scheme	PersonIdentificationSchemeName1Choice	
4	Code	<Cd>	[1..1]	Name of the identification scheme, in a coded form as published in an external list	ExternalPersonIdentification1Code	Only the codes of the external ISO 20022 code list are permitted. Refer to chapter 0.
4	Proprietary	<Prtry>	[1..1]	Name of the identification scheme, in a free text form	Max35Text	
3	Issuer	<Issr>	[0..1]	Entity that assigns the identification	Max35Text	

2.2.3 Payment Status Report – pain.002.001.10

In case of SEPA credit transfers (SCT = SEPA Credit Transfer) the Payment Status Report contains the message of the payment service provider (ZDL) to the debtor about the current processing status of credit transfers respectively of collective orders with credit transfers.

In case of SEPA core direct debits and SEPA B2B direct debits (SDD = SEPA Direct Debit) the Payment Status Report contains the message of the payment service provider to the creditor about the current processing status of direct debits respectively of collective orders with direct debits.

Negative reports function as giving information about the rejection of credit transfers (respectively collective orders with credit transfers) which have been rejected by the ZDL of the debtor (client) before the execution respectively giving information about the rejection of direct debits (respectively collective orders with direct debits) which have been rejected by the CSM (clearing and settlement mechanism) / ZDL of the debtor or the creditor before the due date of the direct debit. They have the irrevocable status "RJCT". Additionally in cases of credit transfers the status "RJCT" can only be allocated by the ZDL of the debtor and not by the ZDL of the creditor.

Positive reports function as delivered intermediate states or conclusive processing confirmations on behalf of the ZDL of the submitter. There is no submission of positive status codes by the CSM or the ZDL of the creditor (in case of credit transfers) respectively by the ZDL of the debtor (in case of direct debits).

These reports can refer to a whole file (Group), to one payment information block or to an individual transaction.

This chapter describes the EPC specifications for the use of RJCT (negative message) including the interaction of the 3 status levels. In addition, this is supplemented by a DK set of rules for positive messages, which takes into account the ISO set of rules from the MDR (Message Definition Report).

BTF-Parameters / Order type

The SEPA message Status Report for the SEPA Credit Transfer (SCT) is transmitted with BTF-Parameters REP/DE/SCT/pain.002/ZIP (resp. order type CRZ) and the Status Report for the SEPA Direct Debit (SDD, no distinction between SEPA core direct debit and SEPA B2B direct debit is made here) is transmitted with BTF-Parameters REP/DE/SDD/pain.002/ZIP (resp. order type CDZ).

Overview

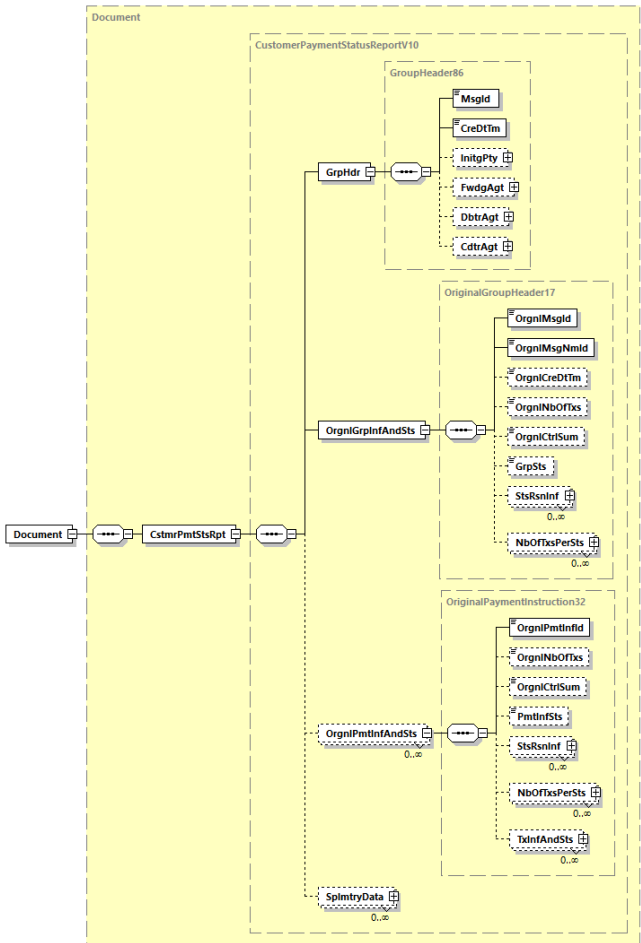


Diagram 43: Overview pain.002.001.10

2.2.3.1 Document

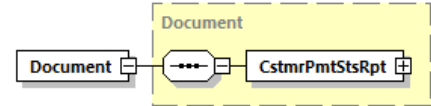


Diagram 44: pain.002.001.10, Document

DFÜ Agreement

Appendix 3: Specification of Data Formats

Definition

For Payment Status Report ISO 20022 XML message: SEPA Payment Status Report. This is the root element of a message pain.002.001.10.

XML Tag

<Document>

Occurrences

[1..1]

Rules

	Name	XML Tag	Occurrences	Definition	Type	EPC-/DK-Rules and ISO (Rules from the MDR)
0	PaymentStatus Report	<CstmrPmtStsRpt>	[1..1]	Refer to 2.2.3.2		

Example (for an reject of an SDD)

In case of the reject of a SEPA direct debit the BIC fields are allocated as follows:

- In the group header (<GrpHdr>) the BIC of the bank generating the XML-message is specified (in this case the BIC of the creditor bank, as this is the reject of a direct debit)
- In the element group (<StsRsnInf>) the BIC of the bank which has identified the error having caused the reject is specified. In this case the first place of collection has detected that the IBAN is not correct and returns the error code AC01 "account identifier incorrect (i.e. invalid IBAN)"

To the data element group OriginalPaymentInformationAndStatus the original transaction data are allocated.

```
<?xml version="1.0" encoding="UTF-8"?>
<Document xmlns="urn:iso:std:iso:20022:tech:xsd:pain.002.001.10"
  xmlns:xsi="http://www.w3.org/2001/XMLSchema-instance"
  xsi:schemaLocation="urn:iso:std:iso:20022:tech:xsd:pain.002.001.10
    pain.002.001.10.xsd">
  <CstmrPmtStsRpt>
    <GrpHdr>
      <MsgId>Message-ID-4712</MsgId>
      <CreDtTm>2023-11-22T09:30:47.000Z</CreDtTm>
      <CdtrAgt>
        <FinInstnId>
          <BICFI>BANKDEFFXXX</BICFI>
        </FinInstnId>
      </CdtrAgt>
    </GrpHdr>
    <OrgnlGrpInfAndSts>
      <OrgnlMsgId>Message-ID-4711</OrgnlMsgId>
      <OrgnlMsgNmId>pain.008.001.08</OrgnlMsgNmId>
    </OrgnlGrpInfAndSts>
    <OrgnlPmtInfAndSts>
      <OrgnlPmtInfId>Sammelerreferenz-4710</OrgnlPmtInfId>
```

DFÜ Agreement

Appendix 3: Specification of Data Formats

```
<TxInfAndSts>
  <StsId>Status-ID</StsId>
  <OrgnlEndToEndId>OriginatorID1234</OrgnlEndToEndId>
  <TxSts>RJCT</TxSts>
  <StsRsnInf>
    <Orgtr>
      <Id>
        <OrgId>
          <AnyBIC>BANKDEFFXXX</AnyBIC>
        </OrgId>
      </Id>
    </Orgtr>
    <Rsn>
      <Cd>AC01</Cd>
    </Rsn>
  </StsRsnInf>
  <OrgnlTxRef>
    <Amt>
      <InstdAmt Ccy="EUR">6543.14</InstdAmt>
    </Amt>
    <ReqdColltnDt>2023-11-24</ReqdColltnDt>
    <CdtrSchmeId>
      <Id>
        <PrvtId>
          <Othr>
            <Id>DE00ZZZ000999999999</Id>
            <SchmeNm>
              <Prtry>SEPA</Prtry>
            </SchmeNm>
          </Othr>
        </PrvtId>
      </Id>
    </CdtrSchmeId>
    <PmtTpInf>
      <SvcLvl>
        <Cd>SEPA</Cd>
      </SvcLvl>
      <LclInstrm>
        <Cd>CORE</Cd>
      </LclInstrm>
      <SeqTp>FRST</SeqTp>
    </PmtTpInf>
    <MndtRltdInf>
      <MndtId>Mandate-Id</MndtId>
      <DtOfSgntr>2023-11-20</DtOfSgntr>
    </MndtRltdInf>
    <RmtInf>
      <Ustrd>Unstructured Remittance Information</Ustrd>
    </RmtInf>
    <UltmtDbtr>
      <Pty><Nm>Ultimate Debtor Name</Nm></Pty>
    </UltmtDbtr>
    <Dbtr>
      <Pty><Nm>Debtor Name</Nm></Pty>
    </Dbtr>
    <DbtrAcct>
      <Id>
        <IBAN>DE87200500001234567890</IBAN>
      </Id>
    </DbtrAcct>
    <DbtrAgt>
      <FinInstnId>
        <BICFI>SPUEDE2UXXX</BICFI>
      </FinInstnId>
    </DbtrAgt>
    <CdtrAgt>
      <FinInstnId>
```

DFÜ Agreement

Appendix 3: Specification of Data Formats

```
<BICFI>BANKDEFFXX</BICFI>
</FinInstnId>
</CdtrAgt>
<Cdtr>
  <Pty><Nm>Creditor Name</Nm></Pty>
</Cdtr>
<CdtrAcct>
  <Id>
    <IBAN>DE21500500009876543210</IBAN>
  </Id>
</CdtrAcct>
</OrgnlTxRef>
</TxInfAndSts>
</OrgnlPmtInfAndSts>
</CstmrPmtStsRpt>
</Document>
```

2.2.3.2 Customer Payment Status Report

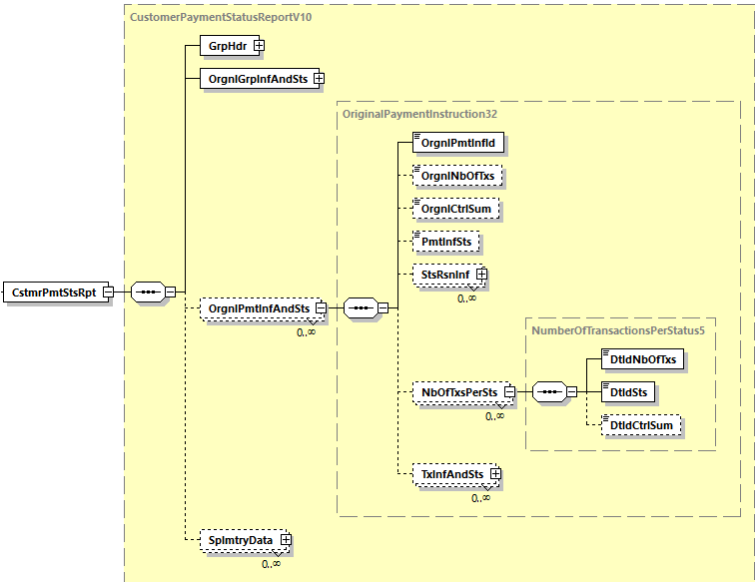


Diagram 45: pain.002.001.10, Customer Payment Status Report

Definition

Payment Status Report

XML Tag

<CstmrPmtStsRpt>

Occurrences

[1..1]

DFÜ Agreement

Appendix 3: Specification of Data Formats

Rules

	Name	XML Tag	Occurrences	Definition	Type	EPC-/DK-Rules and ISO (Rules from the MDR)
1	GroupHeader	<GrpHdr>	[1..1]	Refer to 2.2.3.3		
1	OriginalGroupInformationAndStatus	<OrgnlGrpInfAndSts>	[1..1]	Refer to 2.2.3.4		
1	OriginalPaymentInformationAndStatus	<OrgnlPmtInfAndSts>	[0..n]	Information regarding original Payment Information block	OriginalPaymentInstruction32	
2	OriginalPaymentInformationIdentification	<OrgnlPmtInfId>	[1..1]	Identification of the original Payment Information block	Max35Text	
2	OriginalNumberOfTransactions	<OrgnlNbOfTx>	[0..1]	Number of individual transactions contained in the original PaymentInformation Block	Max15NumericText	
2	OriginalControlSum	<OrgnlCtrlSum>	[0..1]	Total of all individual amounts included in the original PaymentInformation Block, irrespective of currencies.	DecimalNumber	2 is the maximum number of decimal digits allowed.
2	PaymentInformationStatus	<PmtInfSts>	[0..1]	Specifies the status of a group of transactions	ExternalPaymentGroupStatus1Code	For valid codes see chapter 2.2.3.10.1. Allocating a status on this or the other two levels is also described in this chapter (DK-rules).
2	StatusReasonInformation	<StsRsnInf>	[0..n]	Refer to 2.2.3.10.2		This element group has to be allocated, if the status on this level has been allocated with RJCT or ACWC.
2	NumberOfTransactionsPerStatus	<NbOfTxPerSts>	[0..n]	Number of transactions	NumberOfTransactionsPerStatus5	On this level (payment information block) this block can only

DFÜ Agreement

Appendix 3: Specification of Data Formats

	Name	XML Tag	Occurrences	Definition	Type	EPC-/DK-Rules and ISO (Rules from the MDR)
				per status-code		be used, if the PaymentInformation Status has been allocated with PART. In particular, the assignment is not allowed if only rejects are reported in the message
3	DetailedNumber OfTransactions	<DtIdNbOfTx s>	[1..1]	Number of transactions with this status	Max15NumericText	
3	DetailedStatus	<DtIdSts>	[1..1]	Status	ExternalPayment TransactionStat us1Code	
3	DetailedControl Sum	<DtIdCtrlSum >	[0..1]	Sum of all values with this status	DecimalNumber	An allocation is not recommended.
2	TransactionInfor mationAndStatu s	<TxInfAndSt s>	[0..n]	Refer to 2.2.3.5		
1	Supplementary Data	<SplmtryDat a>	[0..n]	Additional information that cannot be captured in the structured fields and/or another specific block.	Supplementary Data1	Not allocated

Note: The use cases described above for the use of the status codes take into account, in particular, the restrictions of the MDR of ISO edition 2018-19 (refer to chapter 3.3 there) as well as further regulations from this document.

2.2.3.3 Group Header

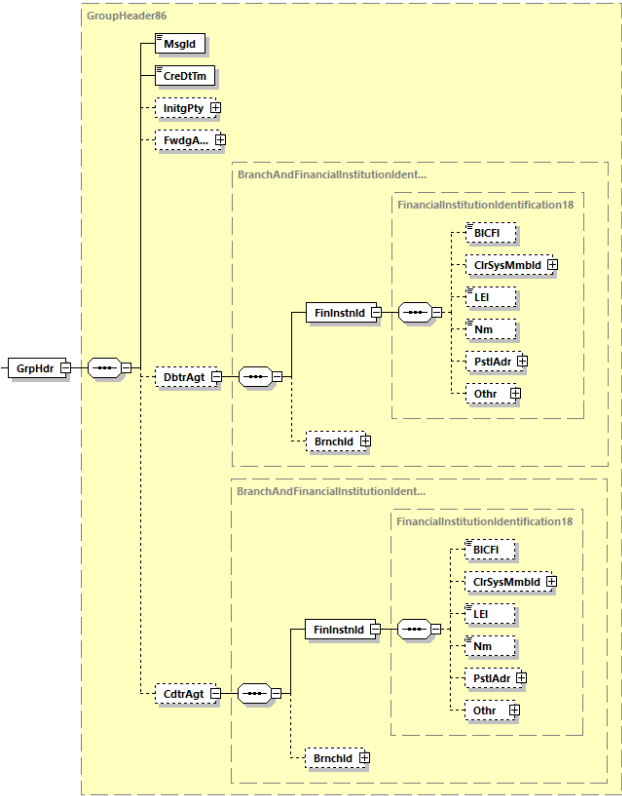


Diagram 46: pain.002.001.10, Group Header

Definition

Set of characteristics shared by all individual transactions included in the status report message.

XML Tag

<GrpHdr>

Occurrences

[1..1]

DFÜ Agreement

Appendix 3: Specification of Data Formats

Rules

	Name	XML Tag	Occurrences	Definition	Type	EPC-/DK-Rules and ISO (Rules from the MDR)
2	MessageIdentification	<MsgId>	[1..1]	Point to point reference assigned by the instructing party to unambiguously identify the message.	Max35Text	
2	CreationDateTime	<CreDtTm>	[1..1]	Date and time at which the status report was created by the instructing party.	ISODatetime	
2	InitiatingParty	<InitgPty>	[0..1]	Party that generates the PSR	PartyIdentification135	Not allocated
2	ForwardingAgent	<FwdgAgt>	[0..1]	Credit institution that receives the instruction from <InitgPty> and forwards it to the next agent in the payment chain.	BranchAndFinancialInstitutionIdentification6	Not allocated
2	DebtorAgent	<DbtrAgt>	[0..1]	Financial institution servicing a debtor (in case of SCT) of the original transaction.	BranchAndFinancialInstitutionIdentification6	Mandatory in case of SCT, but only <FinInstnId> <BICFI> must be assigned a valid BIC. This can be 8 or 11 digits long. BIC of the payer's (ordering party's) credit institution.
2	CreditorAgent	<CdtrAgt>	[0..1]	Financial institution servicing a creditor (in case of SDD) of the original transaction.	BranchAndFinancialInstitutionIdentification6	Mandatory in case of SDD, but only <FinInstnId> <BICFI> must be assigned a valid BIC. This can be 8 or 11 digits long. BIC of the payer's (ordering party's) credit institution.

Examples:

For the case of a payment status report SDD

```
<GrpHdr>
  <MsgId>Message-ID-4712</MsgId>
  <CreDtTm>2023-11-22T09:30:47.000Z</CreDtTm>
  <CdtrAgt>
    <FinInstnId>
      <BICFI>BANKDEFFXXX</BICFI>
    </FinInstnId>
  </CdtrAgt>
</GrpHdr>
```

For the case of a payment status report SCT

```
<GrpHdr>
  <MsgId>Message-ID-4712</MsgId>
  <CreDtTm>2023-11-22T09:30:47.000Z</CreDtTm>
  <DbtrAgt>
    <FinInstnId>
      <BICFI>BANKDEFFXXX</BICFI>
    </FinInstnId>
  </DbtrAgt>
</GrpHdr>
```

2.2.3.4 Original Group Information and Status

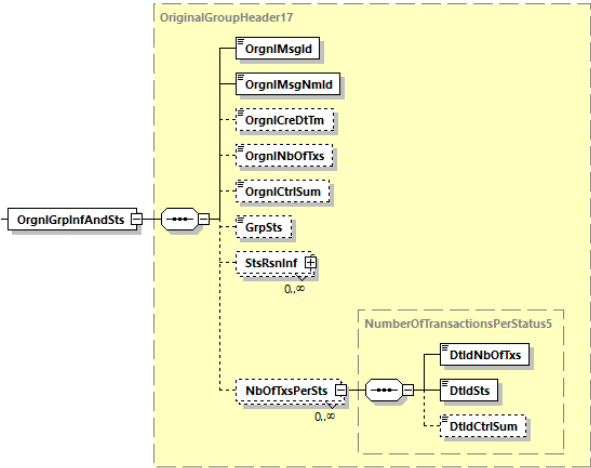


Diagram 47: pain.002.001.10, Original Group Information and Status

DFÜ Agreement

Appendix 3: Specification of Data Formats

Definition

Reference to the message of the initiating party.

XML Tag

<OrgnlGrpInfAndSts>

Occurrences

[1..1]

Rules

	Name	XML Tag	Occurrences	Definition	Type	EPC-/DK-Rules and ISO (Rules from the MDR)
2	OriginalMessageIdentification	<OrgnlMsgId>	[1..1]	Reference of the original message.	Max35Text	To be allocated by German financial institutions
2	OriginalMessageNameIdentification	<OrgnlMsgNmId>	[1..1]	Specifies the original message identifier to which the message refers	Max35Text	To be allocated with pain.008.001.08 or pain.001.001.09
2	OriginalCreationDateTime	<OrgnlCreDtTm>	[0..1]	Date and time at which the original message was created.	ISODatetime	Not allocated
2	OriginalNumberOfTransactions	<OrgnlNbOfTx>	[0..1]	Number of individual transactions contained in the original message	Max15NumericText	
2	OriginalControlSum	<OrgnlCtrlSum>	[0..1]	Total of all individual amounts included in the original message, irrespective of currencies.	DecimalNumber	2 is the maximum number of decimal digits allowed.
2	GroupStatus	<GrpSts>	[0..1]	Specifies the status of the return message	ExternalPaymentGroupStatus1Code	Applicable codes see chapter 2.2.3.10. The DK-rule for allocating a status on this respectively the other two levels is described there, too.

DFÜ Agreement

Appendix 3: Specification of Data Formats

	Name	XML Tag	Occurrences	Definition	Type	EPC-/DK-Rules and ISO (Rules from the MDR)
2	StatusReasonInformation	<StsRsnInf>	[0..n]	Refer to 2.2.3.10.2		This element group can be allocated, if the status on this level has been allocated with RJCT or PDNG.
2	NumberOfTransactionsPerStatus	<NbOfTxPerSts>	[0..n]	Number of transactions per status code	NumberOfTransactionsPerStatus5	Not allocated

Please note: The use cases described above for the use of the status codes take into account, in particular, the restrictions of the MDR of the ISO edition 2018-19 (see chapter 3.3 there) as well as further regulations from this document.

Example

```
<OrgnlGrpInfAndSts>
  <OrgnlMsgId>Message-ID-4711</OrgnlMsgId>
  <OrgnlMsgNmId>pain.008.001.08</OrgnlMsgNmId>
  <GrpSts>RJCT</GrpSts>
  <StsRsnInf>
    <Orgtr>
      <Id>
        <OrgId>
          <AnyBIC>BANKDEFFXXX</AnyBIC>
        </OrgId>
      </Id>
    </Orgtr>
    <Rsn>
      <Cd>FF01</Cd>
    </Rsn>
  </StsRsnInf>
</OrgnlGrpInfAndSts>
```

2.2.3.5 Transaction Information and Status

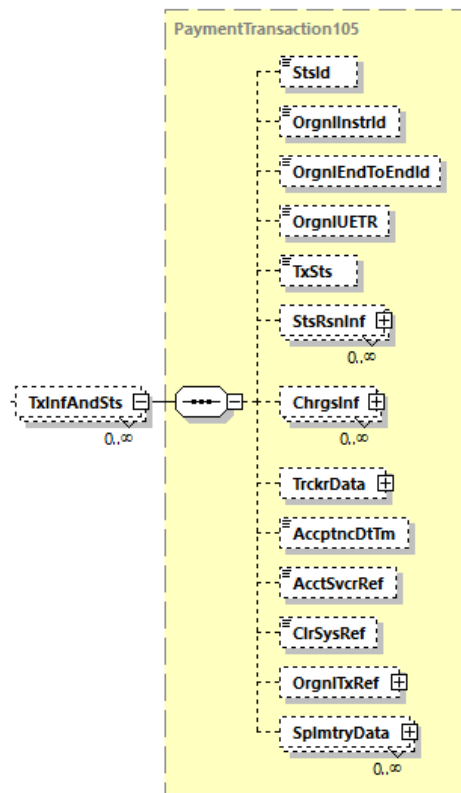


Diagram 48: pain.002.001.10, Transaction Information and Status

Definition

Information concerning the original transactions to which the status report message refers.

XML Tag

<TxInfAndSts>

Occurrences

[0..n] (note the limits specified in chapter 2.1.)

DFÜ Agreement

Appendix 3: Specification of Data Formats

Rules

	Name	XML Tag	Occurrences	Definition	Type	EPC/DK-Rules and ISO (Rules from the MDR)
4	StatusIdentification	<StsId>	[0..1]	Unique identification as assigned by an instructing party for an instructed party to unambiguously identify the reported status.	Max35Text	
4	OriginalInstructionIdentification	<OrgnInstrId>	[0..1]	Original identification to identify the original instruction.	Max35Text	
4	OriginalEndToEndIdentification	<OrgnEndToEndId>	[0..1]	Original unique identification assigned by the initiating party to unambiguously identify the original transaction. This identification is passed on, unchanged, throughout the entire end-to-end chain	Max35Text	If this field is allocated, it is to be used with the EndToEndID of the original transaction.
4	OriginalUETR	<OrgnUETR>	[0..1]	Universally unique identifier (UUID) to the original transaction	UIDv4Identifier	Not allocated
4	TransactionStatus	<TxSts>	[0..1]	Specifies the status of a transaction, in a coded form.	ExternalPaymentTransactionStatus1Code	For valid codes see chapter 2.2.3.10.1. The DK basic rules of allocating a status on this or the other two levels is also described there.
4	StatusReasonInformation	<StsRsnInf>	[0..n]	Refer to 2.2.3.10.2		This element group has to be allocated, if the status on this level has been allocated with RJCT or ACWC.
4	ChargesInformation	<ChrgsInf>	[0..n]	Charge information	Charges7	Not allocated

DFÜ Agreement

Appendix 3: Specification of Data Formats

	Name	XML Tag	Occurrences	Definition	Type	EPC-/DK-Rules and ISO (Rules from the MDR)
4	TrackerData	<TrckrData>	[0..1]	Tracking data	TrackerData1	Not allocated
4	AcceptanceDate Time	<Acctptn cDtTm>	[0..1]	Time when the payer's payment order meets the processing conditions of the account-holding entity.	ISODateTime	
4	AccountServicer Reference	<AcctSv crRef>	[0..1]	Unique reference assigned by the account-holding institution for unambiguous identification of the order	Max35Text	Not allocated
4	ClearingSystem Reference	<ClrSys Ref>	[0..1]	Unique reference assigned by a clearing system to uniquely identify the order.	Max35Text	Not allocated
4	OriginalTransactionReference	<OrgnlTxRef>	[0..1]	Refer to 2.2.3.6		For the status RJCT the message elements in this group must have the same values as the message elements in the original instruction, if marked as required here, as defined in the following elements. For all other codes, this element group is optional.
4	SupplementaryData	<SplmtryData>	[0..n]	Additional information that cannot be captured in the structured fields and/or another specific block	SupplementaryData1	Not allocated

Please note: The above described Use Cases for the usage of status-codes take into account in particular the restrictions from the MDR of the ISO edition 2018-19 (Refer to 3.3 there) as well as further policies of this document.

DFÜ Agreement

Appendix 3: Specification of Data Formats

Example Payment Status Reports for Direct Debit:

```
<TxInfAndSts>
  <StsId>Status-ID</StsId>
  <OrgnlInstrId>Message-ID-4712</OrgnlInstrId>
  <OrgnlEndToEndId>OriginatorID1234</OrgnlEndToEndId>
  <TxSts>RJCT</TxSts>
  <StsRsnInf>
    <Orgtr>
      <Id>
        <OrgId>
          <AnyBIC>BANKDEFFXXX</AnyBIC>
        </OrgId>
      </Id>
    </Orgtr>
    <Rsn>
      <Cd>AC01</Cd>
    </Rsn>
  </StsRsnInf>
  <OrgnlTxRef>
    <Amt>
      <InstdAmt Ccy="EUR">6543.14</InstdAmt>
    </Amt>
    <ReqdColltnDt>2023-12-03</ReqdColltnDt>
    <CdtrSchmeId>
      <Id>
        <PrvtId>
          <Othr>
            <Id>DE00ZZZ00099999999</Id>
            <SchmeNm>
              <Prtry>SEPA</Prtry>
            </SchmeNm>
          </Othr>
        </PrvtId>
      </Id>
    </CdtrSchmeId>
    <PmtTpInf>
      <SvcLvl>
        <Cd>SEPA</Cd>
      </SvcLvl>
      <LclInstrm>
        <Cd>CORE</Cd>
      </LclInstrm>
      <SeqTp>FRST</SeqTp>
    </PmtTpInf>
    <MndtRltdInf>
      <MndtId>Mandate-ID</MndtId>
      <DtOfSgntr>2023-11-20</DtOfSgntr>
      <AmdmntInd>true</AmdmntInd>
      <AmdmntInfDtls>
        <OrgnlDbtrAcct>
          <Id>
            <Othr>
              <Id>SMNDA</Id>
            </Othr>
          </Id>
        </OrgnlDbtrAcct>
      </AmdmntInfDtls>
    </MndtRltdInf>
    <RmtInf>
      <Ustrd>Unstructured Remittance Information</Ustrd>
    </RmtInf>
    <UltmtDbtr>
      <Pty><Nm>Ultimate Debtor Name</Nm></Pty>
    </UltmtDbtr>
    <Dbtr>
      <Pty><Nm>Debtor Name</Nm></Pty>
```

DFÜ Agreement

Appendix 3: Specification of Data Formats

```
</Dbtr>
<DbtrAcct>
  <Id>
    <IBAN>DE87200500001234567890</IBAN>
  </Id>
</DbtrAcct>
<DbtrAgt>
  <FinInstnId>
    <BICFI>BANKDEFFXXX</BICFI>
  </FinInstnId>
</DbtrAgt>
<CdtrAgt>
  <FinInstnId>
    <BICFI>SPUEDE2UXXX</BICFI>
  </FinInstnId>
</CdtrAgt>
<Cdtr>
  <Pty><Nm>Creditor Name</Nm></Pty>
</Cdtr>
<CdtrAcct>
  <Id>
    <IBAN>DE21500500009876543210</IBAN>
  </Id>
</CdtrAcct>
</OrgnlTxRef>
</TxInfAndSts>
```

Example Payment Status Reports for Credit Transfer:

```
<TxInfAndSts>
  <StsId>Status-ID</StsId>
  <OrgnlInstrId>Message-ID-4712</OrgnlInstrId>
  <OrgnlEndToEndId>OriginatorID1234</OrgnlEndToEndId>
  <TxSts>RJCT</TxSts>
  <StsRsnInf>
    <Orgtr>
      <Id>
        <OrgId>
          <AnyBIC>BANKDEFFXXX</AnyBIC>
        </OrgId>
      </Id>
    </Orgtr>
    <Rsn>
      <Cd>AC01</Cd>
    </Rsn>
  </StsRsnInf>
  <OrgnlTxRef>
    <Amt>
      <InstdAmt Ccy="EUR">6543.14</InstdAmt>
    </Amt>
    <ReqdExctnDt>
      <Dt>2023-11-25</Dt>
    </ReqdExctnDt>
    <PmtTpInf>
      <SvcLvl>
        <Cd>SEPA</Cd>
      </SvcLvl>
    </PmtTpInf>
    <RmtInf>
      <Ustrd>Unstructured Remittance Information</Ustrd>
    </RmtInf>
    <Dbtr>
      <Pty><Nm>Debtor Name</Nm></Pty>
    </Dbtr>
  </OrgnlTxRef>
</TxInfAndSts>
```

DFÜ Agreement

Appendix 3: Specification of Data Formats

```
<DbtrAcct>
  <Id>
    <IBAN>DE87200500001234567890</IBAN>
  </Id>
</DbtrAcct>
<DbtrAgt>
  <FinInstnId>
    <BICFI>BANKDEFFXXX</BICFI>
  </FinInstnId>
</DbtrAgt>
<CdtrAgt>
  <FinInstnId>
    <BICFI>SPUEDE2UXXX</BICFI>
  </FinInstnId>
</CdtrAgt>
<Cdtr>
  <Pty><Nm>Creditor Name</Nm></Pty>
</Cdtr>
<CdtrAcct>
  <Id>
    <IBAN>DE21500500009876543210</IBAN>
  </Id>
</CdtrAcct>
</OrgnlTxRef>
</TxInfAndSts>
```


2.2.3.6 Original Transaction Reference

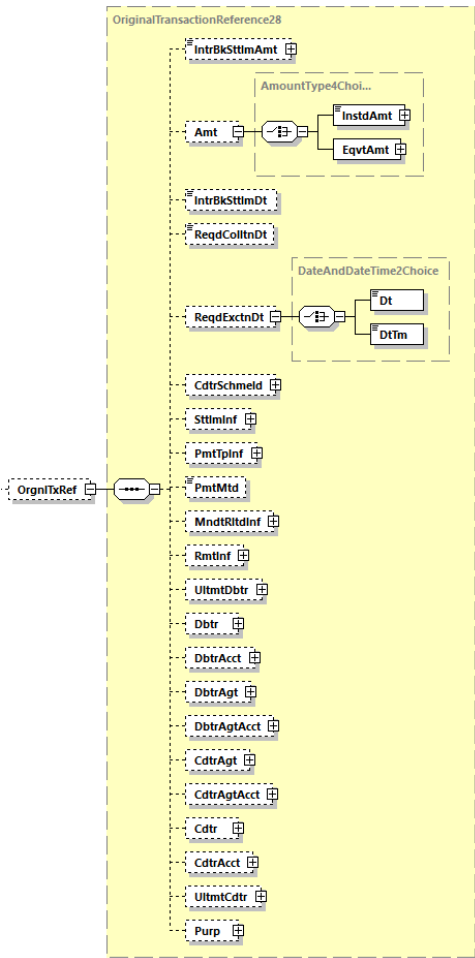


Diagram 49: pain.002.001.10, Original Transaction Reference

Definition

Set of key elements of the original transaction being referred to.

XML Tag

<OrgnlTxRef>

Occurrences

[0..1]

DFÜ Agreement

Appendix 3: Specification of Data Formats

The message elements under 'Original Transaction Reference' must have the same values as the message elements of the original instruction, as defined within the following elements.

The following applies to negative reports: The element group is only mandatory for SEPA direct debits. For SEPA credit transfers, it is generally optional. However, if it is used, it must be documented in accordance with the specifications described here.

A "lean allocation" consistently omits certain optional groups of the Original Transaction Reference (noted at the respective groups in each case).

Rules

	Name	XML Tag	Occurrences	Definition	Type	EPC-/DK-Rules
4	InterbankSettlementAmount	<IntrBkSttlmAmt>	[0..1]	Amount of money moved between the debtor and the creditor	ActiveOrHistoricCurrencyAndAmount	Not allocated
4	Amount	<Amt>	[0..1]	Amount of money to be moved between the debtor and creditor	AmountType4Choice	Assignment ist mandatory
5	Instructed Amount	<InstAmt>	[1..1]	Amount of money to be moved between the debtor and creditor, before deduction of charges.	ActiveOrHistoricCurrencyAndAmount	To be allocated with an amount of money including currency code for EUR The decimal separator is a period.
5	EquivalentAmount	<EqvtAmt>	[1..1]	Amount at countervalue payment expressed in the currency of the client account	EquivalentAmount2	Not allocated
4	InterbankSettlementDate	<IntrBkSttlmDt>	[0..1]	Due date	ISODate	Not allocated
4	RequestedCollectionDate	<ReqdColltnDt>	[0..1]	Date at which the creditor requests the amount of money to be collected from the debtor.	ISODate	Only permissible in case of SDD and is then mandatory.

DFÜ Agreement

Appendix 3: Specification of Data Formats

	Name	XML Tag	Occurrences	Definition	Type	EPC-/DK-Rules
4	RequestedExecutionDate	<ReqdExctnDt>	[0..1]	Date at which the initiating party requests the clearing agent to process the payment.	DateAndDateTime2Choice	May only be assigned for SCT and is then mandatory. For SCT only the sub-element <Dt> may be used, for SCT inst alternatively <DtTm>.
4	CreditorSchemeIdentification	<CdrScHmld>	[0..1]	Credit party that signs the mandate.	PartyIdentification135	May only be used in case of SEPA direct debit returns, and in this case it is mandatory to use exactly these two sub-elements: <Id><PrvtId><Othr> <Id> with the creditor ID and <Id><PrvtId><Othr> <SchmeNm><Prtry> with the constant SEPA.
4	SettlementInformation	<SttlmInf>	[0..1]	Information about payment	SettlementInstruction7	Not allocated
4	PaymentTypeInfo	<PmtPln>	[0..1]	Refer to 2.2.3.7		
4	PaymentMethod	<PmtMtd>	[0..1]	Payment instrument	PaymentMethod4Code	Valid codes: DD (SDD) and TRF (SCT)
4	MandateRelatedInformation	<MndtRltdInf>	[0..1]	Refer to 2.2.3.8		Only permissible in case of SDD. Specification is mandatory in case of SDD returns.
4	RemittanceInformation	<RmtInf>	[0..1]	Refer to 2.2.3.9		In case of lean allocation this group is not allocated.

DFÜ Agreement

Appendix 3: Specification of Data Formats

	Name	XML Tag	Occurrences	Definition	Type	EPC-/DK-Rules
4	UltimateDebtor	<UltmtDbtr>	[0..1]	Debtor reference party of the original transaction. For information only.	Party40Choice	Since the pain.002 has an intermediate level (choice) <Pty>, the relevant structure from the original message only starts there (details on <UltmtDbtr> refer to chapter 2.2.1.5 or 2.2.2.6). If this is allocated, then an exact carry of all individual elements in <Pty> is required. With a lean allocation this group is not allocated.
4	Debtor	<Dbtr>	[0..1]	Debtor of the original transaction.	Party40Choice	Since the pain.002 has an intermediate level (choice) <Pty>, the relevant structure from the original message only starts there (details on <Dbtr> refer to chapter 2.2.1.5 or 2.2.2.6). If this is allocated, then an exact carry of all individual elements in <Pty> is required. With a lean allocation this group is not allocated.
4	DebtorAccount	<DbtrAcct>	[0..1]	Debtor's account of the original transaction.	CashAccount38	At least the sub-element <Id><IBAN> must be taken from the original transaction.
4	DebtorAgent	<DbtrAgnt>	[0..1]	Bank of the debtor of the original transaction.	BranchAndFinancialInstitutionIdentification6	The sub-element <FinInstnId><BICFI> is to be taken from the original transaction, if available there.
4	DebtorAgentAccount	<DbtrAgntAcct>	[0..1]	Account of the ZDL	CashAccount38	Not allocated
4	CreditorAgent	<CdtrAgnt>	[0..1]	Bank of the creditor of the original transaction.	BranchAndFinancialInstitutionIdentification6	The sub-element <FinInstnId><BICFI> is to be taken from the original transaction, if available there.

DFÜ Agreement

Appendix 3: Specification of Data Formats

	Name	XML Tag	Occurrences	Definition	Type	EPC-/DK-Rules
4	CreditorAgentAccount	<CdtrAgentAcct>	[0..1]	Account of the ZDL	CashAccount38	Not allocated
4	Creditor	<Cdtr>	[0..1]	Creditor of the original transaction.	Party40Choice	Since the pain.002 has an intermediate level (choice) <Pty>, the relevant structure from the original message only starts there (details on <Cdtr> refer to chapter 2.2.1.6 or 2.2.2.5) If this is allocated, then an exact carry of all individual elements in <Pty> is required. With a lean allocation this group is not allocated.
4	CreditorAccount	<CdtrAcct>	[0..1]	Account of the creditor of the original transaction.	CashAccountSEPA1	At least the <Id><IBAN> sub-element must be taken from the original transaction.
4	UltimateCreditor	<UltmtCdtr>	[0..1]	Creditor reference party of the original transaction. For information only.	Party40Choice	Since the pain.002 has an intermediate level (choice) <Pty>, the relevant structure from the original message only starts there (details on <UltmtCdtr> refer to chapter 2.2.1.6 or 2.2.2.5) If this is allocated, then an exact carry of all individual elements in <Pty> is required. With a lean allocation this group is not allocated.
4	Purpose	<Purp>	[0..1]	Type of the payment	Purpose2Choice	Only specifications under <Cd> allowed

DFÜ Agreement

Appendix 3: Specification of Data Formats

Example

```
<OrgnlTxRef>
  <Amt>
    <InstdAmt Ccy="EUR">6543.14</InstdAmt>
  </Amt>
  <ReqdColltnDt>2023-12-03</ReqdColltnDt>
  <CdtrSchmeId>
    <Id>
      <PrvtId>
        <Othr>
          <Id>DE00ZZZ00099999999</Id>
          <SchmeNm>
            <Prtry>SEPA</Prtry>
          </SchmeNm>
        </Othr>
      </PrvtId>
    </Id>
  </CdtrSchmeId>
  <PmtTpInf>
    <SvcLvl>
      <Cd>SEPA</Cd>
    </SvcLvl>
    <LclInstrm>
      <Cd>CORE</Cd>
    </LclInstrm>
    <SeqTp>FRST</SeqTp>
  </PmtTpInf>
  <MndtRltdInf>
    <MndtId>Mandate-Id</MndtId>
    <DtOfSgntr>2023-11-20</DtOfSgntr>
    <AmdmntInd>true</AmdmntInd>
    <AmdmntInfDtls>
      <OrgnlDbtrAcct>
        <Id>
          <Othr>
            <Id>SMNDA</Id>
          </Othr>
        </Id>
      </OrgnlDbtrAcct>
    </AmdmntInfDtls>
  </MndtRltdInf>
  <RmtInf>
    <Ustrd>Verwendungszweck</Ustrd>
  </RmtInf>
  <UltmtDbtr>
    <Pty><Nm>Ultimate Debtor Name</Nm></Pty>
  </UltmtDbtr>
  <Dbtr>
    <Pty><Nm>Debtor Name</Nm></Pty>
  </Dbtr>
  <DbtrAcct>
    <Id>
      <IBAN>DE87200500001234567890</IBAN>
    </Id>
  </DbtrAcct>
  <DbtrAgt>
    <FinInstnId>
      <BICFI>BANKDEFFXXX</BICFI>
    </FinInstnId>
  </DbtrAgt>
  <CdtrAgt>
    <FinInstnId>
      <BICFI>SPUEDE2UXXX</BICFI>
    </FinInstnId>
  </CdtrAgt>
</Cdtr>
```

DFÜ Agreement

Appendix 3: Specification of Data Formats

```
<Pty><Nm>Creditor Name</Nm></Pty>
</Cdtr>
<CdtrAcct>
  <Id>
    <IBAN>DE21500500009876543210</IBAN>
  </Id>
</CdtrAcct>
</OrgnlTxRef>
```

2.2.3.7 Payment Type Information

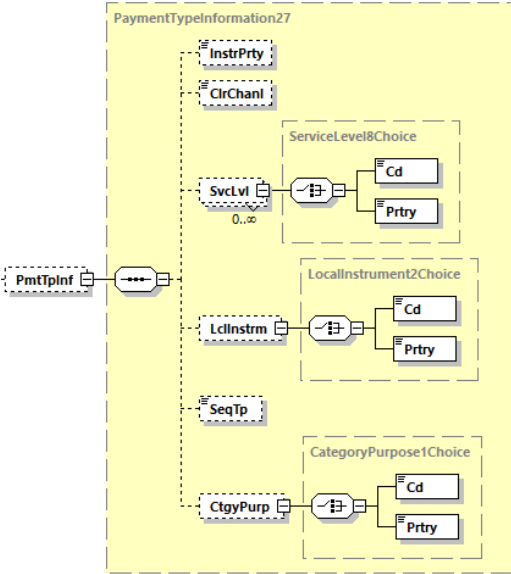


Diagram 50: pain.002.001.10, Payment Type Information

Definition

Set of elements that further specifies the type of transaction.

XML Tag

<PmtTpInf>

Occurrences

[0..1]

DFÜ Agreement

Appendix 3: Specification of Data Formats

Rules

	Name	XML Tag	Occurrences	Definition	Type	EPC/DK-Rules
5	InstructionPriority	<InstrPrt y>	[0..1]	Indicator of the urgency or order of importance that the instructing party would like the instructed party to apply to the processing of the instruction.	Priority2Code	Only to be allocated if SCT is given.
5	ClearingChannel	<ClrChanl>	[0..1]	Clearing channel	ClearingChannel2Code	Not allocated
5	ServiceLevel	<SvcLvl>	[0..n]	Agreement under which or rules under which the transaction should be processed.	ServiceLevel8Choice	Only one occurrence is permitted.
6	Code	<Cd>	[1..1]	Identification of a pre-agreed level of service between the parties in a coded form.	ExternalServiceLevel1Code	Only code SEPA of the external ISO 20022 code list is allowed.
6	Proprietary	<Prtry>	[1..1]	Servicelevel in a proprietary form.	Max35Text	Not allocated
5	LocalInstrument	<LclInstrm>	[0..1]	Identifies the type of direct debit.	LocalInstrument2Choice	Only to be allocated if SDD or SCT Inst is given.
6	Code	<Cd>	[1..1]	In coded form.	ExternalLocalInstrument1Code	Contains CORE (SEPA core direct debit) or B2B (SEPA business-to-business direct debit) or INST (SEPA real-time credit transfer).
6	Proprietary	<Prtry>	[1..1]	In proprietary form.	Max35Text	Not allocated
5	SequenceType	<SeqTp>	[0..1]	Identifies the direct debit sequence, e.g. first, recurrent, final or one-off.	SequenceType1Code	Only to be allocated if SDD is given. Permitted values: FRST, OOFF, RCUR, FNAL
5	Category Purpose	<CtgyPurp>	[0..1]		CategoryPurpose1Choice	

DFÜ Agreement

Appendix 3: Specification of Data Formats

	Name	XML Tag	Occurrences	Definition	Type	EPC-/DK-Rules
6	Code	<Cd>	[1..1]		ExternalCategoryPurpose1Code	
6	Proprietary	<Prtry>	[1..1]	In proprietary form.	Max35Text	

Example für SDD:

```
<PmtTpInf>
  <SvcLvl>
    <Cd>SEPA</Cd>
  </SvcLvl>
  <LclInstrm>
    <Cd>CORE</Cd>
  </LclInstrm>
  <SeqTp>FRST</SeqTp>
</PmtTpInf>
```

2.2.3.8 Mandate Related Information

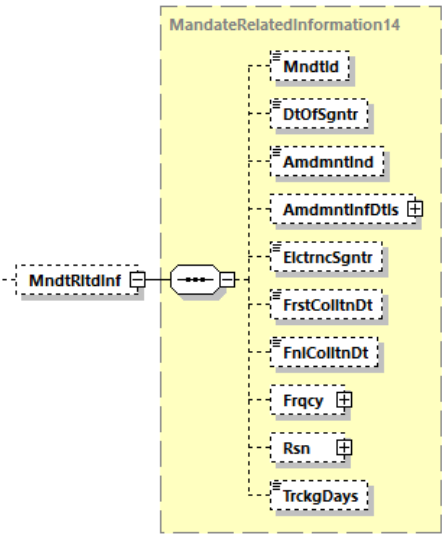


Diagram 51: pain.002.001.10, Mandate Related Information

Definition

Set of elements used to provide further details related to a direct debit mandate signed between the creditor and the debtor

DFÜ Agreement

Appendix 3: Specification of Data Formats

XML Tag

<MndtRltdInf>

Occurrences

[0..1]

Rules

	Name	XML Tag	Occurrences	Definition	Type	EPC-/DK-Rules
5	MandatIdentification	<MndtId>	[0..1]	Reference of the direct debit mandate	Max35Text	Is mandatory to be taken from the original transaction.
5	DateOfSignature	<DtOfSgntr>	[0..1]	Date on which the direct debit mandate has been signed.	ISODate	Is mandatory to be taken from the original transaction in case of negative messages. Positive messages: In case of lean allocation, this element is not allocated.
5	AmendmentIndicator	<AmdmntInd>	[0..1]	Indicator notifying whether the underlying mandate is amended or not.	TrueFalseIndicator	Positive messages: In case of lean allocation, this element is not allocated.
5	AmendmentInformationDetails	<AmdmntInfDtls>	[0..1]	Information about the change of mandate	AmendmentInformationDetails13	Negative messages: Assignment is mandatory if <AmdmntInd> equals <code>true</code> . Then to be taken from the element group of the same name in the original transaction (Refer to 2.2.2.8). Positive messages: In case of a lean allocation, this element is not allocated.
5	ElectronicSignature	<ElctrncSgntr>	[0..1]	Additional security provisions, e.g. digital signature.	Max1025Text	In the case of a lean assignment, this element is not assigned.
	...					The remaining part of the element group <MndtRltdInf> is not used in SEPA at all.

Example

```
<MndtRltdInf>
  <MndtId>Mandate-Id</MndtId>
  <DtOfSgntr>2023-11-20</DtOfSgntr>
  <AmdmntInd>true</AmdmntInd>
  <AmdmntInfDtls>
    <OrgnlDbtrAcct>
      <Id>
        <Othr>
          <Id>SMNDA</Id>
        </Othr>
      </Id>
    </OrgnlDbtrAcct>
  </AmdmntInfDtls>
</MndtRltdInf>
```

2.2.3.9 Remittance Information

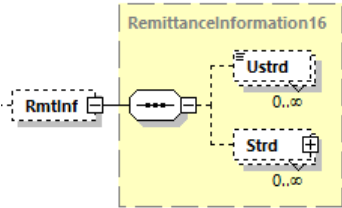


Diagram 52: pain.002.001.10, Remittance Information

Definition

Remittance information from the original transaction.
By definition, only <Ustrd> or <Strd> was assigned there.

XML Tag

<RmtInf>

Occurrences

[0..1]

Rules

	Name	XML Tag	Occurrences	Definition	Type	EPC-/DK-Rules
5	Unstructured	<Ustrd>	[0..n]	unstructured remittance information	Max140Text	May be used a maximum of once.

DFÜ Agreement

Appendix 3: Specification of Data Formats

	Name	XML Tag	Occurrences	Definition	Type	EPC-/DK-Rules
5	Structured	<Strd>	[0..n]	structured remittance information	Structured Remittance Information 16	May be used no more than once. If this group is used, the individual elements must be taken over from the original transaction (Refer to 2.2.1.7 or 2.2.2.9).

Example

```
<RmtInf>
  <Ustrd>Unstructured Remittance Information</Ustrd>
</RmtInf>
```

DFÜ Agreement

Appendix 3: Specification of Data Formats

2.2.3.10 Status and Status Reason

2.2.3.10.1 Status Codes

Because of different operational processes in the sphere of the ZDL and of the client it resides with the ZDL and the client whether, how, when and which of the following positive-codes are to be applied. In case of the usage of several positive-codes this means that several consecutive pain.002 message are sent to the client.

However there is the fundamental rule that these codes, usable optionally and only with bilateral agreement, can only occur in the here demonstrated order. The case in which codes can be skipped/omitted remain untouched by this:

Order	Code	Definition	Policy of usage
1	RCVD	ZDL received the order	Can only be used as first (positive) status, cannot be used on transaction level.
2	ACTC	Technical examination successful	Can only be used as the first of all A-codes.
3	ACCP	Technical examination as well as verification of the client's profile successful.	
4	ACWC	Technical examination as well as verification of the client's profile successful after the adjustment of the order.	Even if ACCP has already been reported, changes can still be possible. In this case therefore ACWC can follow after ACCP. But ACCP can never follow after ACAW! Because an allocation of AddtlInf is only valid on payment information block-level or on transaction-level after ISO MDR, an allocation on group-level is not valid. Information about the kind of changes in case of „ACWC“ are specified as a DK-rule for AddtlInf.
5	ACSP	Order is performed, booking in preparation	In case of allocation ACSP can neither be allocated before ACCP nor ACWC.
6	ACSC	Booking on client's account has taken place	In case of allocation this can only be the last of all A-codes.

Because of different operational processes the following codes can be allocated differently. The joint understanding in the DK is described here. But in particular they are possible at every point in time. The order is not defined but the column „policy of the usage“ is to be considered:

Code	Definition	Policy of usage
PART	Various states are existent in the payment information block respectively in the transactions	Can be used on group-level or payment information block-level, if different status codes were given on lower levels (e.g. for several payment information blocks with different statuses). If a message contains only one payment information block with the PaymentInformationStatus PART, theGroupStatus PART can be left out.

DFÜ Agreement

Appendix 3: Specification of Data Formats

Code	Definition	Policy of usage
RJCT	Order has not been performed	RJCT represents a final status. If RJCT has been allocated once for a transaction, for a payment information block respectively for a message, no positive status can follow for this (transaction, payment information block respectively message).
PDNG	Pending state, further examinations and status-updates are to be performed	PDNG cannot be a final status. The client can expect another code following.

Please note: For the usage of the status-codes within a file special restrictions apply, which are described in chapter 3.3 of the Payments Initiation – Maintenance 2018 – 2019 Message Definition Report – Part 2. The following are to be pointed out:

- C10: If a (positive-)code beginning with ‚A‘ has been allocated on file-level, no RJCT can be allocated on payment information block-level (analogous to C18: A code beginning with ‚A‘ on payment information block-level permits allocating transactions in this payment information block with RJCT).
- C11: If the file-level has been allocated with PDNG, no payment information block can be allocated with RJCT (analogous to C19: PDNG on payment information block-level permits allocating transactions in this payment information block with RJCT).
- C12: If the file-level has been allocated with RCVD, no status can be allocated on payment information block-level. Analogous to C20: same rule for payment information block/transaction.
- C13: If the file-level has been allocated with RJCT, the payment information block-level may be allocated with nothing or only with RJCT. This means in particular that an RJCT on a higher level cannot be „overwritten“ in patches by other codes. Analogous to C21: same rule for payment information block/transaction.
- C26: If the file-level is not allocated with either RJCT or PDNG, StsRsnInf/AddtlInf must not be allocated on file-level.
- C27: In case of a usage of the reason-code NARR StsRsnInf/AddtlInf has to be allocated.

2.2.3.10.2 Status Reason Information

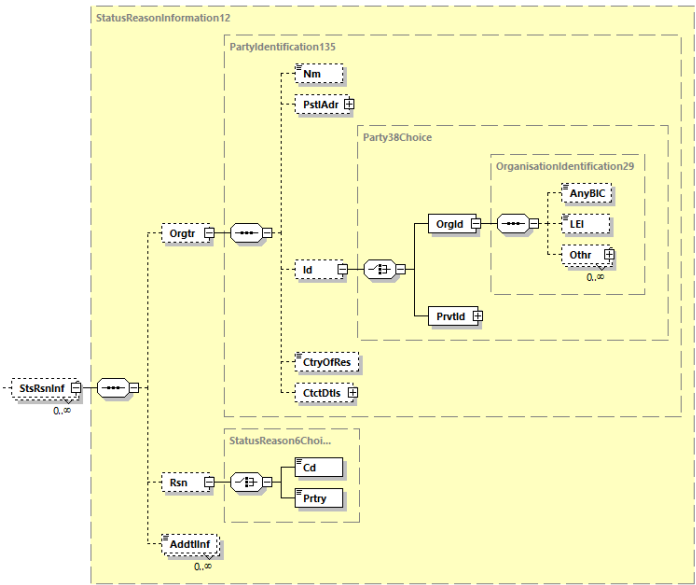


Diagram 53: pain.002.001.10, Status Reason Information

Definition

Information on the status (e.g. of the rejection)

XML Tag

<StsRsnInf>

Occurrences

[0..n]

Rules

+	Name	XML Tag	Occurrences	Definition	Type	EPC-/DK-Rules and ISO (Rules from the MDR)
1	Originator	<Orgtr>	[0..1]	Identification of the party (ZDL or CSM = Clearing and Settlement Mechanism)	PartyIdentification135	Limited to BIC to identify the ZDL or CSM originating the status or Name to indicate the CSM when it has no BIC

DFÜ Agreement

Appendix 3: Specification of Data Formats

+	Name	XML Tag	Occurrences	Definition	Type	EPC-/DK-Rules and ISO (Rules from the MDR)
2	Name	<Nm>	[0..1]	Name	Max140Text	Name ist restricted to 70 characters
2	PostalAddress	<PstlAdr>	[0..1]	Postal adresse	PostalAddress24	Not allocated
2	Identification	<Id>	[0..1]	Unique and unambiguous way of identifying an organisation or an individual person..	Party38Choice	
3	OrganisationIdentification	<OrgId>	[1..1]	Unique and unambiguous way of identifying an organisation.	OrganisationIdentification29	
4	AnyBIC	<AnyBIC>	[0..1]	Business Identifier Code (ISO 9362)	AnyBICDec2014Identifier	
4	LEI	<LEI>	[0..1]	Legal Entity Identifier Code (ISO 17442)	LEIIdentifier	Not allocated
4	Other	<Othr>	[0..n]	Other identification	GenericOrganisationIdentification1	Not allocated
3	PrivateIdentification	<PrvtId>	[1..1]	Identification of a person	PersonIdentification13	Not allocated
2	CountryOfResidence	<CtryOfRes>	[0..1]	Country of the debtor (Place of residence or registered office)	CountryCode	Not allocated
2	ContactDetails	<CtctDtls>	[0..1]	Contact details of the party	Contact4	Not allocated
1	Reason	<Rsn>	[0..1]	Specifies the reason for the current status	StatusReason6Choice	
2	Code	<Cd>	[1..1]	ISO code for the reason of the status	ExternalStatusReason1Code	Basically every code from the external code list is valid, for details see chapter 2.2.3.10.
2	Proprietary	<Prtry>	[1..1]	In a proprietary form	Max35Text	Not allocated
1	AdditionalInformation	<AddtlInf>	[0..n]	Textual information on	Max105Text	Maximum 3 lines usable. In case of a usage of this field there always has to

DFÜ Agreement

Appendix 3: Specification of Data Formats

+	Name	XML Tag	Occurrences	Definition	Type	EPC-/DK-Rules and ISO (Rules from the MDR)
				the status reason		be given a description of the reason code in the first occurrence (text according to chapter 2.2.3.10)

Example

```
<StsRsnInf>
  <Orgtr>
    <Id>
      <OrgId>
        <AnyBIC>BANKDEFFXXX</AnyBIC>
      </OrgId>
    </Id>
  </Orgtr>
  <Rsn>
    <Cd>AC01</Cd>
  </Rsn>
</StsRsnInf>
```

2.2.3.10.3 Reason Codes

The codes from the external code list „ExternalStatusReson1Code“ which are usable for the Status Code RJCT after the EPC Implementation Guidelines are presented here (not part of the scheme validation):

Value	Description
AC01	Account identifier incorrect (i.e. invalid IBAN)
AC04	Account closed
AC06	Account blocked
AC13	The payer is a consumer
AG01 ¹⁸	Direct debit forbidden on this account for regulatory reasons
AG02	Operation/transaction code incorrect.
AM01 ¹⁹	Specified message amount is equal to zero.
AM02 ¹⁹	Specified transaction/message amount is greater than allowed maximum.

¹⁸ Codes must not be applied according to the SEPA agreement on national direct debits. Upon receiving this code, however, it is to be passed on to the client.

¹⁹ These codes are not contained in the in the EPC Implementation Guidelines for the pain.002 message and they must not be applied according to the SEPA agreements on national direct debits and credit transfers - but they are possibly used by clearers.

DFÜ Agreement

Appendix 3: Specification of Data Formats

Value	Description
AM04 ²⁰	Insufficient funds
AM05	Duplicate collection
AM07 ¹⁹	Amount specified in message has been blocked by regulatory authorities.
AM09 ¹⁹	Amount received is not the amount agreed or expected.
AM10 ¹⁹	Sum of instructed amounts does not equal the control sum.
BE01 ¹⁸	Identification of end customer is not consistent with associated account number (formerly CreditorConsistency).
BE05	Identifier of the Creditor incorrect.
BE06 ¹⁹	End customer specified is not known at associated Sort/National Bank Code or does no longer exist in the books.
BE07 ¹⁹	Specification of debtor's address, which is required for payment, is missing/not correct.
CNOR	Creditor bank is not registered
DNOR	Debtor bank is not registered
DT01	Invalid date (e.g. wrong settlement date).
ED05 ¹⁸	Settlement of the transaction has failed.
FF01 ¹⁸	Invalid data format
MD01	No valid mandate
MD02	Mandate data missing or incorrect
MD07 ²⁰	Debtor deceased
MS02	Refusal before settlement (by the debtor)
MS03	Reason not specified
RC01	Bank identifier incorrect (i.e. invalid BIC)
RR01 ²⁰	Regulatory requirements, missing account / Id of debtor
RR02 ²⁰	Regulatory requirements, missing name / address of debtor
RR03 ²⁰	Regulatory requirements, missing name / address of creditor
RR04 ²⁰	Regulatory requirements
SL01	Specific service of the debtor agent
TM01 ¹⁸	Associated message was received after agreed processing cut-off time.

Principally all reason-codes are valid for all the other status-codes after ExternalStatusReason1Code.

In case of RJCT it is recommended to give, in addition to the reason-code, a textual description of the reason for rejection (in <AddtlInf>).

The texts given for lines 1 to 3 are exemplary texts.

They can also be given in another language for example.

²⁰ Codes must not be applied according to the SEPA agreements on national direct debits and credit transfers. Upon receiving this code, however, it is to be passed on to the client.

DFÜ Agreement

Appendix 3: Specification of Data Formats

For the status code ACWC respectively in case of the reason-code NARR (also valid with another code than ACWC) the following allocation rules are valid for <AddtlInf>:

Value	Text for line 1 <AddtlInf> Description of the reason for change	Text for line 2 <AddtlInf>	Text for line 3 <AddtlInf>
DT06	„Execution date given by the client has been antedated“ respectively “collection date of the direct debit given by the client has been antedated“	„ReqdExctnDt ALT: YYYY-MM-DD“ „ReqdColltnDt ALT: YYYY-MM-DD“ ISODate see chapter 2.3.4	„ReqdExctnDt NEU: YYYY-MM-DD“ „ReqdColltnDt NEU: YYYY-MM-DD“ ISODate see chapter 2.3.4
RC01	BIC invalid (BIC given by the client has been corrected)	„Specified: <i>BIC</i> “	„Corrected: <i>BIC</i> “
RR10	Invalid characters, have been replaced	<i>Free text optional</i>	<i>Free text optional</i>
NARR	Data on behalf of the ZDL has been corrected	<i>Free text optional</i>	<i>Free text optional</i>

2.2.4 SEPA Instant Credit Transfers

This chapter describes the allocation rules of pain.001 message in the case of SEPA instant credit transfer (SCT Inst^{inst}) orders in a bulk. Since the allocation corresponds almost completely to the SEPA credit transfer it is refrained from giving a complete description in lieu of stating the deviations from chapter 2.2.1.

Same goes for the Payment Status Report in the case of SCT Inst^{inst} – here only the deviations from chapter 2.2.3 are described. Here (as with SCT) the ISO version 2019 is the basis.

2.2.4.1 Submission of SCT Inst orders

For the submission of SEPA instant credit transfer-orders (SCT Inst^{inst}-orders) via EBICS it is to be noted that even in the case of the submission of a single transaction it is still a file transfer which is subject to the special processing for (EBICS-) data submissions!

The execution time according to the EPC Rulebook (usually 10 seconds) does not start until after the executability check and conversion into individual transactions for forwarding to the Clearing and Settlement (CSM).

Apart from single transactions EBICS can be understood as another channel for SCT^{inst}-orders. Due to that maintenance windows and other restrictions are not violations of the EPC-regulations but can be solved by separate client agreements.

Clients expect – apart from the speed – as few deviations from SCT-process as possible. For example this is to be kept in mind for the provision of status reports, bookings etc.

Bulk files in EBICS-processing:

Submission via BTF-Parameters SCI//~~DE~~/VOO/pain.001/ (resp. order type CIP) or in the case of a VOP check (Opt In) SCI//VOI/pain.001/ (resp. order type CIV) as bulk files without restrictions towards normal SCT-orders, i.e. a pain.001 via CIP (resp. CIV) may contain 1...N payment information blocks and each payment information block may contain 1...M transactions. The 1...N payment information blocks may also (analogous to SCT) have different execution dates!

Note: Bulks submitted as opt-outs with a single payment can be rejected by the ZDL, as a VOP check is mandatory in this case

The verification of the authorization takes place according to business transaction (BTF or order type) but without an amount examination in the sense of the amount limit for instant credit transfers but only user dependent limits (if existent). Also the format examinations and the EU-verification take place. Special note: The EBICS customer acknowledgements HAC (resp. PTK) DO NOT compete with status updates of the Payment Status Report for instant credit transfers since the EBICS customer acknowledgements are allocated technically and the Payment Status Report is allocated functionally. The distinction is unambiguous!

Instant credit transfers (with a future date):

The interpretation of the requested execution date given by the client (basically a mandatory field in pain.001) takes place as follows:

The time of execution requested by the client is the earliest possible execution start.

The customer can specify this as a date or as a date/time.

Meaning of the date <ReqdExctnDt> (in principle):

The time of execution requested by the client is the earliest possible execution start. If the date is in the future the order is scheduled: The earliest start of processing is 00:00 o'clock of

DFÜ Agreement

Appendix 3: Specification of Data Formats

the day stated respectively a time of processing separately arranged with the client. In other cases the start of processing is “immediately”.

Meaning of the date (if a time is also specified), i.e. using the <ReqdExctnDt><DtTm> selection):

If SCT Inst^{inst}-bulk files with a further ascertainment of the earliest possible processing start (by stating of time of day) are submitted /possible via ISO-versions 2017 or 2019 the following applies here: If the given time of day and the given date are in the future, the order is scheduled and the earliest possible processing start is the given DateTime. In other cases the earliest possible start of processing is “immediately”.

Special features in the assignment of SCT Inst (compared to SCT):

When submitting SCT Inst^{inst}-bulks using the TVS pain.001.001.09_GBIC_54.xsd the following three differences apply compared to the SEPA credit transfer:

- 1) The field LocalInstrument (not allowed in SCT) is a mandatory field and must be filled with the constant INST (it is recommended to fill it on PaymentInformation level and not on transaction level).
- 2) Meaning of <ReqdExctnDt><Dt>: Clients can transmit bulk files with an earliest possible execution date (i.e. date in the future). The meaning of the date is as follows: If the current date is used, the order will not be treated as an order with future date – The earliest possible execution start is “immediately”. If the date is in the future, the order will be declared as scheduled as follows: The earliest possible start of processing is 00:00 o'clock of the stated day respectively a time of processing separately arranged with the client.
If clients want to further specify the start of processing by a precise time of day, this can be done (as an optional extra) by using <ReqdExctnDt><DtTm>.
- 3) When using specific purpose codes, reference to SCT inst-specific GVC ([according to Annex 1 of this document](#)) in ~~MT940/942~~

As a deviation from the specification of the SEPA Credit Transfer in chapter 2.2.1, the following results for the **Payment Information Level**:

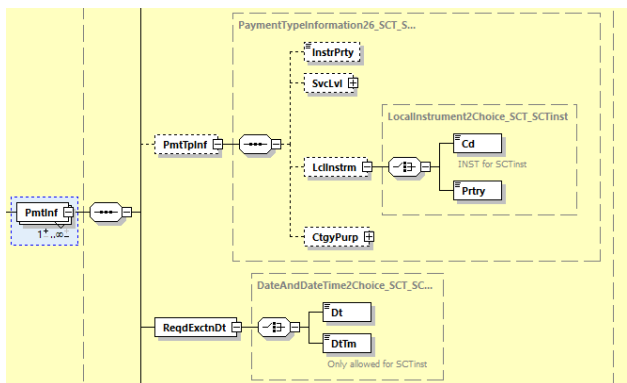


Diagram 54: pain.001.001.09, Payment Information (Detail delta only SCT/SCT Inst)

DFÜ Agreement

Appendix 3: Specification of Data Formats

Name	XML Tag	Occurrences	Definition	Type	EPC-/DK-Rules
PaymentTypeInfo	<PmtTpInf>	[0..1]	Type of transaction	PaymentTypeInformation26_SCT_SCTInst	It is recommended to allocate <PmtTpInf> here and not on the single transaction level. Also, an allocation of the element group on both levels at the same time is not valid.
....					
LocalInstrument	<LclInstrm>	[0..1]	Local instrument	LocalInstrument2Choice_SCT_SCTInst	
Code	<Cd>	[1..1]	In coded form	ExternalLocalInstrument1Code	If <PmtTpInf> is used at this level as recommended, this element shall be assigned INST.
Proprietary	<Prtry>	[1..1]	In coded form	Max35Text	Not allocated
...					
RequestedExecutionDate	<ReqdExctnDt>	[1..1]	Requested date and time of execution	DateAndDateTimeChoice_SCT_SCTInst	The execution date requested by the customer is the earliest possible execution date - to be indicated either as a date or as a date with time of day. Banks are not obliged to process order data which is transmitted 15 days BEFORE the execution date.

DFÜ Agreement

Appendix 3: Specification of Data Formats

Name	XML Tag	Occurrences	Definition	Type	EPC-/DK-Rules
Date	<Dt>	[1..1]	Execution as a date	ISODate	<p>Requested execution only as a date: If the date is in the future, the order is scheduled as follows: The earliest possible start of processing is 00:00 o'clock of the stated day respectively a time of processing separately arranged with the client.</p> <p>In other cases the earliest possible start of processing is "immediately".</p>
DateTime	<DtTm>	[1..1]	Execution as date and time of day	ISODateTime	<p>Date information as date and time of day: If the given time is in the future, the order is scheduled: the earliest possible start of processing is the given time of the stated day.</p> <p>In other cases the earliest possible start of processing is "immediately".</p>
...					

DFÜ Agreement

Appendix 3: Specification of Data Formats

As a deviation from the specification of the SEPA Credit Transfer in chapter 2.2.1, the following results for the **Transaction Detail Level**:

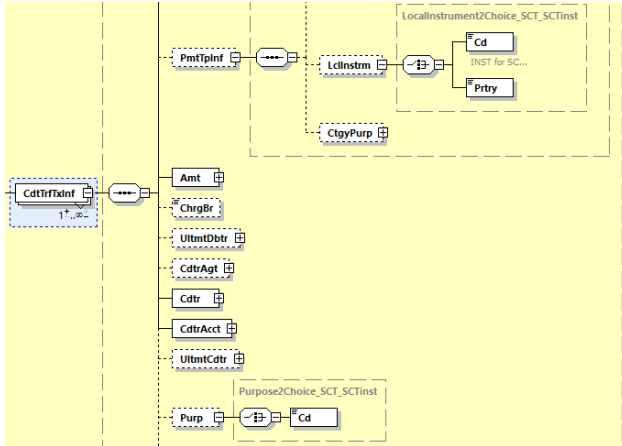


Diagram 55: pain.001.001.09, Credit Transfer Transaction Information (Detail only the delta of SCT/SCT Inst)

Name	XML Tag	Occurrences	Definition	Type	EPC-/DK-Rules
...					
PaymentTypeInformation	<PmtTpInf>	[0..1]	Transaktion type	PaymentTypeInformation26_SCT_SCTInst_2	It is recommended, not to allocate a value to <PmtTpInf> on this level but to allocate it on the level of payment information. Furthermore an allocation of this element group in both levels is not allowed.
...					
LocalInstrument	<LclInstrm>	[0..1]	Local instrument	LocalInstrument2Choice_SCT_SCTInst	In case of using <PmtTpInf> on this level, the assignment of this group is mandatory.

DFÜ Agreement

Appendix 3: Specification of Data Formats

Name	XML Tag	Occurrences	Definition	Type	EPC-/DK-Rules
Code	<Cd>	[1..1]	In a coded form	ExternalLocallInstrument1Code	The only code permitted from the external ISO20022-code list is INST.
...					
Purpose	<Purp>	[0..1]	Purpose of the payment	Purpose2Choice	Only the coded representation, i.e. <Cd>, is possible.
Code	<Cd>	[1..1]	In a coded form	ExternalPurpose1Code	<p>Only the codes of the external ISO 20022 code list are permitted. Notes on that in chapter 2.3.2.</p> <p>Please note: For SCT <u>Inst</u>^{inst} this depiction takes place in the account information in the format camt (via the ISO-triple domain/family/su bfamily)</p> <p>For incoming payments with specific purpose codes (see table below) this depiction takes place in the MT940/942 via the business transaction code (GVC code).</p>

~~Representation of Purpose Codes as GVC with MT940/942~~

Purpose Code	Mapped to GVC
BONU, PENS, SALA, PAYR, SPSP	157
BENE, GOVT, SSBE	163
CHAR	165
GBFF	161
GBFR	162
IVPT	164
	(mapping only used for transactions with

DFÜ Agreement

Appendix 3: Specification of Data Formats

Purpose Code	Mapped to GVC
	structured remittance information starting with "RF" (from left)

~~Refer also to the corresponding footnotes of the GVC in chapter 8.2.6.~~

2.2.4.2 Message regarding the status of SCT Inst^{inst}-transactions to the payer

The payment status report for SCT Inst^{inst}-orders (here abbreviated: PSR^{inst}) contains information on the status of each transaction (usually execution / non-execution, if necessary also an intermediate status, see details at the end of this chapter). There can be several resulting PSR^{inst} (pain.002 messages) for one SCT Inst^{inst} bulk order (pain.001 message). The timing and deployment modes are to be agreed on. The PSR^{inst} is provided with the BTF-Parameters REP/DE/SCI/pain.002/ZIP (resp. order type CIZ).

Two specialities in the assignment of Original Transaction Reference of the PSR for SEPA instant credit transfer (compared to SEPA credit transfer) are pointed out:

Under <OrgTxRef><ReqdExctnDt> the sub-element <DtTm> is assigned if the submitter had indicated an execution time (compare chapter 2.2.3.6).

Under <OrgTxRef><PmtTpInf><LclInstrm><Cd> the code INST is specified (compare chapter 2.2.3.7)

Status codes can refer to the entire file (group), to a payment information block or to a single transaction. If more than one status code is used in the PSR^{inst}, this fact will be noted on the group or payment information block level with the code PART (analogous to the procedure in Section 2.2.2). For SCT Inst^{inst}, the following status codes are permitted:

Code	Definition of the codes after ISO	Meaning in PSR ^{inst}	Remark
ACCP	Technical examination as well as validation of the customer profile was successful.	Positive (final) confirmation The amount has been provided to the creditor.	According to EPC rules , this code is provided for this purpose. Unlike the regular SEPA PSR, the code is transmitted by the creditor's payment service provider (German abbreviation: ZDL). In addition, the status is here is final, meaning, it cannot become RJCT anymore. In particular, in this use this code has a different quality than in the PSR for SEPA credit transfers (see chapter 2.2.3).
RJCT	The order was not processed.	Negative (final) confirmation The instant credit transfer was not processed.	According to EPC rules , this code is provided for this purpose. The code can be set by the creditor's ZDL already (especially in the case of a failed feasibility check) or comes from the ZDL of the creditor. This status is always final.

DFÜ Agreement

Appendix 3: Specification of Data Formats

Code	Definition of the codes after ISO	Meaning in PSR ^{inst}	Remark
ACWC	Technical examination as well as validation of the customer profile after adjustment of the order was successful.	Instant credit transfer not possible, therefore alternative processing. For reason codes for the reason on not-processability see table below.	This code is not designated in the EPC rules. According to the DK-rule in a PSR ^{inst} this code means (if agreed) that an alternative processing was taken. A reason can be the unavailability of the creditors ZDL for SCT ^{inst} . The payment can therefore be processed - presuming appropriate agreement - as SCT or same-day urgent transfer (pain.001 with service level URGP). This must be documented by means of a corresponding reason code (from ExternalStatus-Reason1Code) and additional information <AddtInf> (see below). If not agreed on bilaterally, CNOR is a reason code for rejection (RJCT, see below).
ACTC	Technical examination was successful	From today's point of view a processing of a instant credit transfer (with future date) is possible Status after pre-validation	This code is not provided for in the EPC rules. According to the DK rule , this means (if agreed) in a PSR ^{inst} that from today's perspective a SCT Inst^{inst} transaction planned for the future (i.e. with future date) will be executable. It thus represents a non-binding intermediate status. Possible preliminary checks are: e.g. accessibility of the creditor's bank via this payment instrument, required authorizations by the client, format checks. The code ACTC was chosen by the DK, because it is the ISO predecessor code to ACCP.
PDNG	Pending status, further tests and status updates are to be carried out	The final status is still awaited upon.	This code is not provided for in the EPC rules. According to the DK rule , (if agreed) in a PSR ^{inst} the code means that a final status code will follow.
PART	Various states within a payment information block/file	File/payment information block contains transactions with different states²¹	Can be used on file or payment information block level if different status codes are given on lower levels (e.g., several payment information blocks with different statuses). If a message contains only one payment information block with PaymentInformation-Status PART, the GroupStatus PART can be eliminated.

Please note: For PSR^{inst} ACTC (prevalidation, i.e. status before execution date) and ACCP (final positive status from the creditor, status after/by execution date) cannot co-exist in one payment information block.

Example CNOR:

²¹ Analogous to the procedure in the „normal“ PSR (see chapter 2.2.3), in PSR^{inst} the respective number of transactions per status can be listed in <NbOfTxPerSts>. For the following codes not only the number but also each transaction should be named:

Transactions with the status “RJCT” should be listed due to the reasons for refusal.

Transactions with the status “ACWC” should be listed due to the reason of taking an alternative processing.

DFÜ Agreement

Appendix 3: Specification of Data Formats

Reason-Code	Text for line 1 <AddtlInf> description of the reason for change	Lines 2 and 3 <AddtlInf> for further information on the change(s)
CNOR	The creditor's bank is not registered (in the CSM)	Further information on changes respectively on an alternative processing can be provided here.

The following technical and functional reasons for rejections from the external code list ExternalStatusReason1Code after EPC-rule are intended for the status RJCT:

Reason Code	Text for line 1 < AddtlInf>> description of the reason for reject
<u>AB11</u> ²²	<u>Status if SCT Inst still needs to be clarified</u>
AC01	Account identifier incorrect (i.e. invalid IBAN)
AC04	Account closed
AC06	Account blocked
AG01	Direct debit forbidden on this account for regulatory reasons
AG02	Operation/transaction code incorrect.
AM02	Value limit for SCT Inst exceeded
AM05	Duplicate collection
BE04	Address of creditor missing or incomplete
DT01	Desired execution date not allowed (e.g. too far in the future)
FF01	Invalid data format
MD07 ²³	Creditor deceased
MS02	Return by the creditor – e.g. because the creditor disabled instant credit transfers for his account
MS03	Reason not specified
RC01	BIC invalid
RR01	Regulatory reasons, missing account/ missing Id of the debtor
RR02	Regulatory reasons, missing name/ missing address of the debtor
RR03	Regulatory reasons, missing name/ missing address of the creditor
RR04 ²³	Regulatory reasons
DNOR	The debtor's bank is not registered (in the CSM).
CNOR	The creditor's bank is not registered (in the CSM).
TM01	Cut-Off-time for orders with future dates was exceeded

The following reasons for the non-execution of a transaction are of technical nature (depending on their description they have been put together in groups):

²² It is also permissible (if agreed with the client) to combine the code with the PDNG status - in this case, however, there must still be a final status message from the payer's ZDL.

²³ Code must not be applied according to the SEPA agreement on national instant credit transfers. Upon receiving this code, however, it is to be passed on to the client.

DFÜ Agreement

Appendix 3: Specification of Data Formats

Reason Code	Description
AB05, AB06, AB07, AB08, AB09, AB10, AM23	Reasons for timeout and processing
AG10, AG11	ZDL inaccessible

In principle other reasons for rejection from the external ISO code list ExternalStatusReason1Code are also possible.

2.2.5 Credit Notification for SEPA instant credit transfer

To notify the creditor of an incoming instant credit transfer there will be an EPC format specification since November 2021 based on camt.054.001.08 (ISO 2019).

The camt.054-rules of the DK for **bulk bookings / as attachment to the account statement** remains unchanged as case of application. The specification can be found in chapter 7.

The use case **credit notification for SEPA instant credit transfer** must be distinguishable from the above. This is ensured by a specific EBICS business transaction identifier: The camt.054-message is submitted via BTF-Parameters STM/DE/SCI/camt.054/ZIP (resp. order type C5N) in the case of a usage as credit notification for instant credit transfers (zip-Container with 1..n camt.054-messages)

By an (optional) indicator within the message (in the GroupHeader <AddtlInf> is assigne "CRED") the credit notification can be recognized as such.

The EPC-/DK-application rules of camt.054 for the credit notification for instant credit transfers is described here and is to be read as follows:

The description is based on the original ISO scheme.

Element groups that are mandatory in the EPC/DK standard but (only) optional in ISO have a corresponding note " occurrences according to EPC/DK: [1..1]". Occasionally, the note "occurrences according to DK: [1..1]" is also found if EPC options are mandatory in the DK rule. Elements respectively element groups which are never allocated in this use case are greyed out to keep the overall structure of the message comprehensible. If whole element groups are not used, the uppermost level will be greyed out. In this case all underlying levels are omitted.

2.2.5.1 Structural Overview

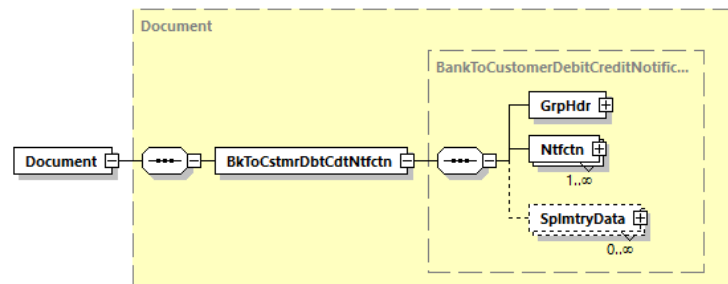


Diagram 56: camt.054.001.08

DFÜ Agreement

Appendix 3: Specification of Data Formats

Definition

EPC-rule (with DK supplements) for camt.054.001.08, if used as credit notification for a SEPA Instant Credit Transfer.

Rules

	Name	XML-Tag	Occurrences	Definition	Type	EPC-/DK-rules
1	GroupHeader	<GrpHdr>	[1..1]	Common information applying to the entire message	See chapter 2.2.5.2	
1	Notification	<Ntfctn>	[1..n]	Information on a newly available amount	See chapter 2.2.5.3	The element group must only once, i.e. occurrences according to EPC/DK: [1..1] .
1	SupplementaryData	<SplmtryData>	[1..n]	Additional information	SupplementaryData1	Not allocated

2.2.5.2 Group Header

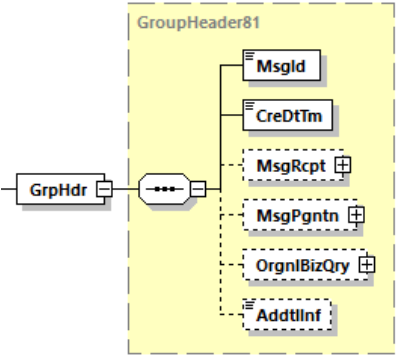


Diagram 57: camt.054.001.08, GrpHdr

Definition

Common information applying to the entire message

DFÜ Agreement

Appendix 3: Specification of Data Formats

Rules

	Name	XML-Tag	Occurrences	Definition	Type	EPC-/DK-Rules
2	MessageIdentification	<MsgId>	[1..1]	Point to point reference assigned by the issuing party and sent to the next party in the chain to unambiguously identify the message.	Max35Text	Character string assigned by the particular institution.
2	CreationDateTime	<CreDtTm>	[1..1]	Date and time at which the message was created	ISODatetime	Given in UTC-display
2	MessageRecipient	<MsgRcpt>	[0..1]	The technical recipient of the message	PartyIdentification135	Not allocated
2	MessagePagination	<MsgPgntn>	[0..1]	Pagination of the message	Pagination1	Not allocated
2	OriginalBusinessQuery	<OrgnlBizQuery>	[0..1]	Original Business Query	OriginalBusinessQuery1	Not allocated
2	AdditionalInformation	<AddtlInf>	[0..1]	Further details on the message	Max500Text	Allocation is optional – in case of allocation only the constant CRED is permitted. A use of this element makes it clear that it a credit notification.

2.2.5.3 Notification < Ntfctn>, [1.. n]

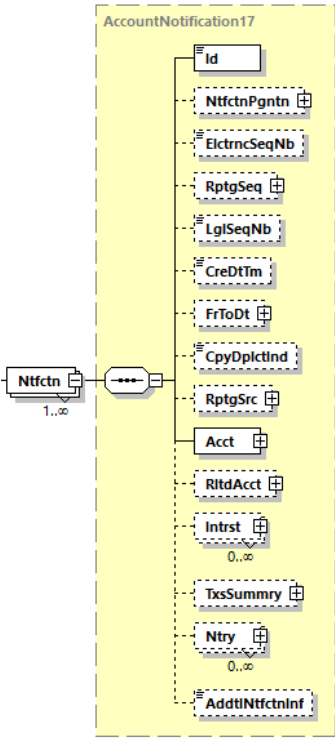


Diagram 58: camt.054.001.08, Ntfctn

Definition

Contains all information on the credit notification amount

Rules

	Name	XML-Tag	Occur- ences	Definition	Type	EPC-/DK-rules
2	Identification	<Id>	[1..1]	Reference of the issuing institute	Max35Text	NOTPROVIDED or reference number of the single booking
2	NotificationPagination	<NtfctnPgntn>	[0..1]	Details regarding the pagination of the notification	Pagination 1	Not allocated

DFÜ Agreement

Appendix 3: Specification of Data Formats

	Name	XML-Tag	Occurrences	Definition	Type	EPC-/DK-rules
2	ElectronicSequenceNumber	<ElctrncSeqNb>	[0..1]	Ongoing electronic sequence number of the account information	Number	Not allocated
2	ReportingSequence	<RptgSeq>	[0..1]	Identification range as specified in the request.	Sequence Range1Choice	Not allocated
2	LegalSequenceNumber	<LglSeqNb>	[0..1]	Legal sequence number of the account information	Number	Not allocated
2	CreationDateTime	<CreDtTm>	[0..1]	Date and time of the generation of the notification	ISODatetime	Not allocated
2	FromToDate	<FrToDt>	[0..1]	Time interval of the notification	DateTimePeriodDetails	Not allocated
2	CopyDuplicateIndicator	<CpyDplctInd>	[0..1]	Indicates whether the message is a duplicate	CopyDuplicate1Code	Not allocated
2	ReportingSource	<RptgSrc>	[0..1]	Source for compiling the notification	Reporting Source1Choice	Not allocated
2	Account	<Acct>	[1..1]	Information on one account, its owner and the account-holding agent	See chapter 2.2.5.4	
2	RelatedAccount	<RltdAcct>	[0..1]	Information on the superior account	CashAccount38	Not allocated
2	Interest	<Intrst>	[0..n]	Interest-information concerning the account	AccountInterest4	Not allocated
2	TransactionsSummary	<TxsSummry>	[0..1]	Summarized information on all entries	TotalTransactions6	Not allocated
2	Entry	<Ntry>	[0..n]	Information on the entry	See chapter 2.2.5.5	Exists exactly once - occurrences according to EPC/DK: [1..1].
2	AdditionalNotificationInformation	<AddtlNtfctnInf>	[0..1]	Additional information	Max500Text	Not allocated

2.2.5.4 Account <Acct>, [1..1]

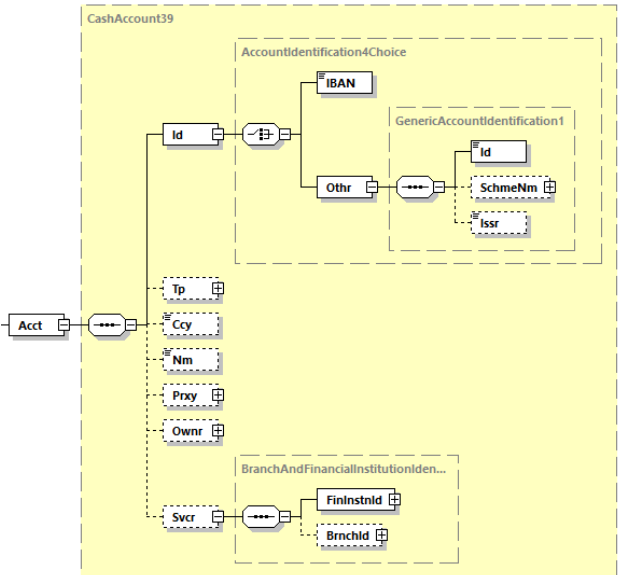


Diagram 59: camt.054.001.08, Acct

Definition

Information on the account, its owner and the institute

Rules

	Name	XML-Tag	Occurrences	Definition	Type	EPC-/DK-rules
3	Identification	<Id>	[1..1]	Unambiguous identification of the account	AccountIdentification4Choice	
4	IBAN	<IBAN>	[1..1]	International Bank Account Number (IBAN)	IBAN2007Identifier	Is to be filled with a valid IBAN which can have 34 digits max. Since it is a credit notification for a SEPA instant credit transfer here an IBAN always exists.
4	Other	<Othr>	[1..1]	Account identification in the manner of a defined code or proprietary.	GenericAccountIdentification1	Not allocated
3	Type	<Tp>	[0..1]	Account type	CashAccountType2Choice	Not allocated

DFÜ Agreement

Appendix 3: Specification of Data Formats

	Name	XML-Tag	Occurrences	Definition	Type	EPC-/DK-rules
3	Currency	<Ccy>	[0..1]	Account's currency	ActiveOrHistoricCurrency	Not allocated
3	Name	<Nm>	[0..1]	Name of the account; in consultation with the account owner	Max70Text	Not allocated
3	Proxy	<Pxy>	[0..1]	Alternate identifier for the account	ProxyAccountIdentification1	Not allocated
3	Owner	<Ownr>	[0..1]	Account owner	PartyIdentification135	Not allocated
3	Servicer	<Svcr>	[0..1]	Information on the account-holding ZDL and if necessary the respective branch of the ZDL	BranchAndFinancialInstitutionIdentification6	Element group must be present (according to DK), i.e. occurrences according to DK: [1..1] .
4	FinancialInstitutionIdentification	<FinInstnId>	[1..1]	Identification of the account-holding ZDL	FinancialInstitutionIdentification18	
5	BICFI	<BICFI>	[0..1]	Bank identification code (SWIFT-Code)	BICFI Dec2014 Identifier	Must be present (according to DK), (other bank identifications are not permitted) i.e. occurrences according to DK: [1..1] .
5	ClearingSystemMemberIdentification	<ClrSysMmbld>	[0..1]	Identification for assignment to a clearing system	ClearingSystemMemberIdentification2	Not allocated
5	LEI	<LEI>	[0..1]	Legal Entity Identifier (LEI)	LEI Identifier	Not allocated
5	Name	<Nm>	[0..1]	Name of the ZDL	Max140Text	Not allocated
5	PostalAddress	<PstlAdr>	[0..1]	Address of the ZDL	PostalAddress24	Not allocated
5	Other	<Othr>	[0..1]	ZDL's identification in the manner of a defined code or proprietary	GenericFinancialIdentification1	Not allocated
4	BranchIdentification	<BrnchId>	[0..1]	Identification of the branch of the ZDL	BranchData3	Not allocated

2.2.5.5 Entry <Ntry>, [0.. n]

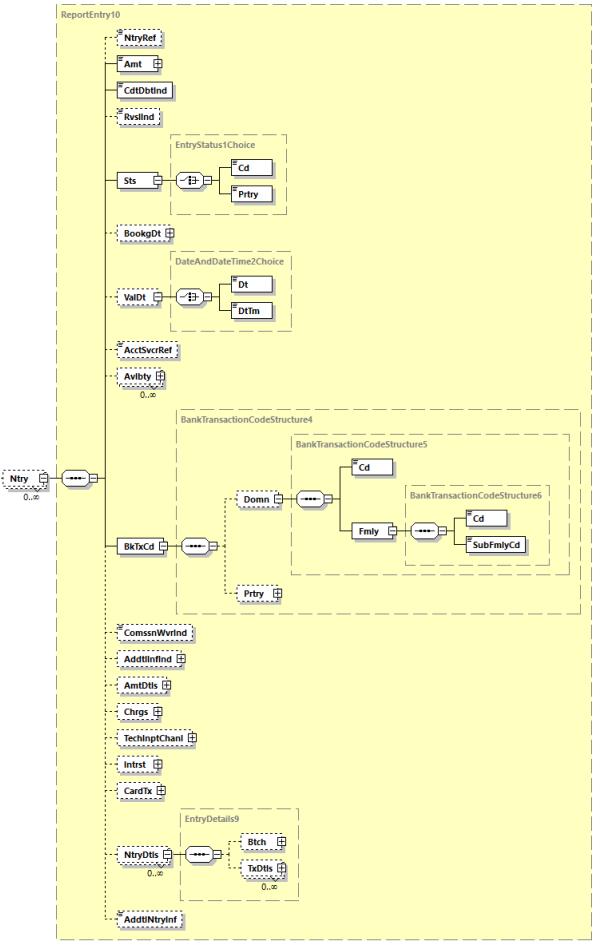


Diagram 60: camt.054.001.08, Ntry

Definition

Information on the entry

Rules

	Name	XML-Tag	Occurrences	Definition	Type	EPC-/DK-Rules
3	EntryReference	<NtryRef>	[0..1]	Unambiguous reference	Max35Text	
3	Amount	<Amt>	[1..1]	Amount and currency of the entry	ActiveOrHistoricCurrencyAndAmount	Is to be given in transaction-currency

DFÜ Agreement

Appendix 3: Specification of Data Formats

	Name	XML-Tag	Occurrences	Definition	Type	EPC-/DK-Rules
3	CreditDebitIndicator	<CdtDbtInd>	[1..1]	Indicator for debit (DBIT) respectively credit entry (CRDT)	CreditDebitCode	To be allocated with CRDT
3	ReversalIndicator	<RvslInd>	[0..1]	Indicator which shows whether there is a reversal	TrueFalseIndicator	Not allocated
3	Status	<Sts>	[1..1]	Status of the entry in the account-holding ZDL	EntryStatus1Choice	
4	Code	<Cd>	[1..1]	In coded form	ExternalEntryStatus1Code	To be allocated with INFO or BOOK.
4	Proprietary	<Prtry>	[1..1]	In proprietary form	Max35Text	Allocation not permitted
3	BookingDate	<BookgDt>	[0..1]	Allocation of either the booking-date or the booking-date and time	DateAndDateTimeChoice	Not allocated
3	ValueDate	<ValDt>	[0..1]	Allocation of either the value-date oder the value-date and time	DateAndDateTimeChoice	Shows when the amount is available. Occurrences according to EPC/DK: [1..1].
4	Date	<Dt>	[1..1]	Date	ISODate	
4	DateTime	<DtTm>	[1..1]	Date/time	ISODateTime	
3	AccountServicerReference	<AcctSvcrRef>	[0..1]	Bank reference	Max35Text	Not allocated (on this level)
3	Availability	<Avlby>	[0..n]	Information on the availability	CashAvailability1	Not allocated
3	BankTransaction Code	<BkTxCd>	[1..1]	Information on the type of business transaction	BankTransactionCodeStructure4	
4	Domain	<Domn>	[0..1]	domain	BankTransactionCodeStructure5	This part of the element group BkTxCd is to be used occurrences according to EPC/DK: [1..1].
5	Code	<Cd>	[1..1]	Code of the domain	ExternalBankTransactionDomain1Code	To be allocated with PMNT (payments)
5	Family	<Fmly>	[1..1]	Specifies a family within a domain	BankTransactionCodeStructure6	
6	Code	<Cd>	[1..1]	Code to specify the family	ExternalBankTransactionFamily1Code	To be allocated with RRCT (Teceived Realtime Credit Transfers)
6	SubFamilyCode	<SubFmlyCd>	[1..1]	Code to specify the sub-family	ExternalBankTransactionSubFamily1Code	To be allocated with ESCT (SEPA credit transfer) or the respective pacs.008-value from <Purp>

DFÜ Agreement

Appendix 3: Specification of Data Formats

	Name	XML-Tag	Occurrences	Definition	Type	EPC-/DK-Rules
4	Proprietary	<Prtry>	[0..1]	Proprietary denotation of the business transaction	ProprietaryBankTransactionCodeStructure1	Not allocated
3	CommissionWaiverIndicator	<ComssnWvrInd>	[0..1]	Is the transaction exempted from commission?	YesNoIndicator	Not allocated
3	AdditionalInformationIndicator	<AddtlInflnd>	[0..1]	Additional information	MessageIdentification2	Not allocated
3	AmountDetails	<AmtDtls>	[0..1]	Information on the amounts compiled on the entry level	AmountAndCurrencyExchange3	Not allocated
3	Charges	<Chrgs>	[0..n]	Details on charges which refer to the entry (this element group can be used on activity-level and on transaction-level)	ChargesInformation6	Not allocated
3	TechnicalInputChannel	<TechInptChanl>	[0..1]	Technical input channel	TechnicalInputChannel1Choice	Not allocated
3	Interest	<Intrst>	[0..n]	Information on the interest amount in the entry	TransactionInterest2	Not allocated
3	CardTransaction	<CardTx>	[0..1]	Data related to the card transaction	CardEntry4	Not allocated
3	EntryDetails	<NtryDtls>	[0..n]	Entry details	EntryDetails1	Element group exists exactly once, occurrences according to EPC/DK: [1..1].
4	Batch	<Btch>	[0..n]	Information on a payment information block	BatchInformation2	Not allocated
4	TransactionDetails	<TxDtls>	[0..n]	Transaction details for the entry	See chapter 2.2.5.6	Element group exists exactly once, occurrences according to EPC/DK: [1..1].
3	AdditionalEntryInformation	<AddtlNtryInf>	[0..1]	Additional information on the entry	Max500Text	Not allocated

2.2.5.6 Transaction Details <TxDtIs>, [0..n]

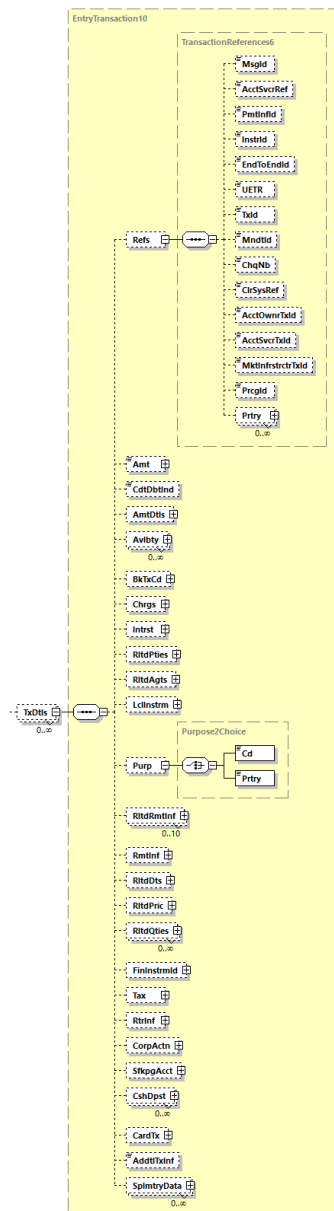


Diagram 61: camt.054.001.08, TxDtIs

DFÜ Agreement

Appendix 3: Specification of Data Formats

Definition

Transaction details for the entry.

Rules

	Name	XML-Tag	Occurrences	Definition	Type	EPC-/DK-Rules
5	References	<Refs>	[0..1]	References	TransactionReferences2	The occurrences of this element group according to DK: [1..1].
6	MessageIdentification	<MsgId>	[0..1]	Message-Id <MsgId> from the pain-message referenced	Max35Text	Not allocated
6	AccountServicerReference	<AcctSvcrRef>	[0..1]	Bank reference	Max35Text	
6	PaymentInformationIdentification	<PmtInfId>	[0..1]	Payment Information Id from the pain-message referenced	Max35Text	Not allocated
6	InstructionIdentification	<InstrId>	[0..1]	Reference to the party sending the order	Max35Text	Not allocated
6	EndToEndIdentification	<EndToEndId>	[0..1]	Unambiguous reference of the debtor	Max35Text	Is to be allocated with the value from the pacs.008-message – this can also be the value NOTPROVIDED. Occurrences according to DK: [1..1].
6	UETR	<UETR>	[0..1]	Universal unique reference of a payment transaction	UUIDv4Identifier	Not allocated
6	TransactionIdentification	<TxId>	[0..1]	Id of the first-involved ZDL (G1)	Max35Text	
6	MandateIdentification	<MndtId>	[0..1]	Reference to the mandate	Max35Text	Not allocated
6	ChequeNumber	<ChqNb>	[0..1]	Cheque number	Max35Text	Not allocated
6	ClearingSystemReference	<ClrSysRef>	[0..1]	Reference of a clearing system	Max35Text	Not allocated
6	AccountOwnerTransactionIdentification	<AcctOwnrTxId>	[0..1]	Identification of the securities transaction as known by the securities account owner (or the instructing party managing the account)	Max35Text	Not allocated
6	AccountServicerTransactionIdentification	<AcctSvcrTxId>	[0..1]	Unambiguous identification of the securities transaction as known by the securities account	Max35Text	Not allocated

DFÜ Agreement

Appendix 3: Specification of Data Formats

	Name	XML-Tag	Occurrences	Definition	Type	EPC-/DK-Rules
6	MarketInfrastructureTransactionIdentification	<MktInfrstrctrTxId>	[0..1]	Identification of a securities transaction assigned by a market infrastructure other than a central securities depository, for example, Target2-Securities	Max35Text	Not allocated
6	ProcessingIdentification	<PrcgId>	[0..1]	Identification of the securities transaction assigned by the processor of the instruction other than the securities account owner, the securities account servicer and the market infrastructure	Max35Text	Not allocated
6	Proprietary	<Prtry>	[0..1]	Proprietary reference	ProprietaryReference1	Not allocated
5	Amount	<Amt>	[0..1]	Amount and Currency of the transaction	ActiveOrHistoricCurrencyAndAmount	Not allocated
5	CreditDebitIndicator	<CdtDbtInd>	[0..1]	Indicator for debit (DBIT) or credit (CRDT)	CreditDebitCode	Not allocated
5	AmountDetails	<AmtDtls>	[0..1]	Further information on the transaction amount	AmountAndCurrencyExchange3	Not allocated
5	Availability	<Avlby>	[0..n]	Information on the availability	CashAvailability1	Not allocated
5	BankTransactionCode	<BkTxCd>	[0..1]	Information on the form of business	BankTransactionCodeStructure4	Not allocated
5	Charges	<Chrgs>	[0..n]	Information on charges of the transaction	Charges6	Not allocated
5	Interest	<Intrst>	[0..n]	Information of the interest amount in the transaction	TransactionInterest4	Not allocated
5	RelatedParties	<RltdPties>	[0..1]	Related parties	See chapter 2.2.5.7	Occurrences according to EPC/DK: [1..1].
5	RelatedAgents	<RltdAgts>	[0..1]	Related credit institutions Beteiligte Kreditinstitute	TransactionAgents5	Not allocated
5	LocalInstrument	<LclInstrm>	[0..1]	Local instrument	LocalInstrument2Choice	Not allocated
5	Purpose	<Purp>	[0..1]	Reason for transaction	Purpose2Choice	
6	Code	<Cd>	[1..1]	Text code	ExternalPurpose1Code	To be allocated, if pacs.008-message exists
6	Proprietary	<Prtry>	[1..1]	Allocation on proprietary, agreed-upon form	Max35Text	Not allocated
5	RelatedRemittanceInformation	<RltdRmtInf>	[0..10]	Related remittance information	RemittanceLocation7	Not allocated
5	RemittanceInformation	<RmtInf>	[0..1]	Remittance information	See chapter 2.2.5.8	

DFÜ Agreement

Appendix 3: Specification of Data Formats

	Name	XML-Tag	Occurrences	Definition	Type	EPC-/DK-Rules
5	RelatedDates	<RltdDts>	[0..1]	Date declarations concerning the transaction	TransactionDates3	Not allocated
5	RelatedPrice	<RltdPric>	[0..1]	Price declarations concerning the transaction	TransactionPrice4Choice	Not allocated
5	RelatedQuantities	<RltdQties>	[0..n]	Related quantities concerning the transaction	TransactionQuantities3ChoiceTransactionQuantities1Choice	Not allocated
5	FinancialInstrumentIdentification	<FinInstrmld>	[0..1]	Security identification	SecurityIdentification19SecurityIdentification4Choice	Not allocated
5	Tax	<Tax>	[0..1]	Taxes	TaxInformation8TaxInformation3	Not allocated
5	ReturnInformation	<Rtrlnf>	[0..1]	Return information	PaymentReturnReason5ReturnReasonInformation10	Not allocated
5	CorporateAction	<CorpActn>	[0..1]	Corporate actions	CorporateAction9CorporateAction1	Not allocated
5	SafekeepingAccount	<SfkpgAcct>	[0..1]	Safekeeping or investment account	SecuritiesAccount19CashAccount16	Not allocated
5	CashDeposit	<CshDpst>	[0..n]	Provides the details of a cash deposit for an amount of money in cash notes and/or coins	CashDeposit1	Not allocated
5	CardTransaction	<CdTx>	[0..1]	Data related to the card transaction	CardTransaction17	Not allocated
5	AdditionalTransactionInformation	<AddtlTxInf>	[0..1]	Additional transaction details	Max500Text	Not allocated
5	SupplementaryData	<SplmtryData>	[0..n]	Additional information regarding the transaction	SupplementaryData1	Not allocated

2.2.5.7 Related Parties <RltdPties>, [0..1]

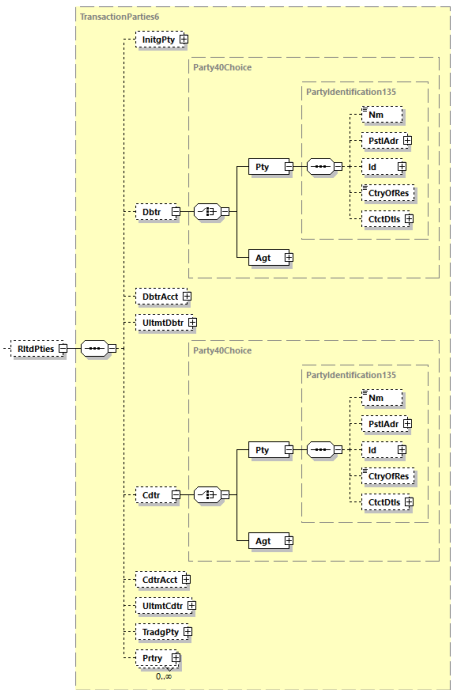


Diagram 62: camt.054.001.08, RltdPties

Definition

Related parties (here: in the instant credit transfer).

Rules

	Name	XML-Tag	Occurrences	Definition	Type	EPC-/DK-Rules
6	InitiatingParty	<InitgPty>	[0..1]	Initiating party	PartyIdentification32	Not allocated
6	Debtor	<Dbtr>	[0..1]	Debtor	Party40Choice	Occurrences according to EPC/DK: [1..1].
7	Party	<Pty>	[1..1]	Representation of the party (if the party is no financial institution)	PartyIdentification135	

DFÜ Agreement

Appendix 3: Specification of Data Formats

	Name	XML-Tag	Occurrences	Definition	Type	EPC-/DK-Rules
8	Name	<Nm>	[0..1]	Name of the credit transferring party Name des Überweisenden	Max140Text	Is to be allocated with the respective value from pacs.008 (max70Text). Occurrences according to EPC/DK: [1..1].
8	PostalAddress	<PstlAdr>	[0..1]	Address of the debtor	PostalAddress24	Not allocated
8	Identification	<Id>	[0..1]	Identification of the debtor	Party6Choice	
9	OrganisationIdentification	<OrgId>	[1..1]	Identification of an organisation	OrganisationIdentification29	Only <AnyBIC>, >LEI> or one occurrence of <Othr> is permitted
9	PrivateIdentification	<PrvtId>	[1..1]	Identification of a person	PersonIdentification13	Only <DtAndPlcOfBirth> or one occurrence of <Othr> is permitted
8	CountryOfResidence	<CtryOfRes>	[0..1]	Country of the debtor	CountryCode	Not allocated
8	ContactDetails	<CtctDtls>	[0..1]	Contact details of the debtor	ContactDetails2	Not allocated
7	Agent	<Agt>	[1..1]	Representation of the party (if the party is no financial institution)	PartyIdentification135	Not allocated
6	DebtorAccount	<DbtrAcct>	[0..1]	Account of the debtor	CashAccount38	In case of use, only IBAN is permitted.
7	Identification	<Id>	[1..1]	Account identification	AccountIdentification4Choice	
8	IBAN	<IBAN>	[1..1]	International Bank Account Number (IBAN)	IBAN2007Identifier	To be allocated with a valid IBAN which allows 34 digits max.
8	Other	<Othr>	[1..1]	Proprietary account identification	GenericAccountIdentification1	Not allocated
7	Type	<Tp>	[0..1]	Account type	CashAccountType2Choice	Not allocated
7	Currency	<Ccy>	[0..1]	Currency of the account	CurrencyCode	Not allocated
7	Name	<Nm>	[0..1]	Name of the account as agreed upon with the account owner	Max70Text	Not allocated
7	Proxy	<Prxy>	[0..1]	Proxy identification of the account	ProxyAccountIdentification1	Not allocated

DFÜ Agreement

Appendix 3: Specification of Data Formats

	Name	XML-Tag	Occurrences	Definition	Type	EPC-/DK-Rules
6	UltimateDebtor	<UltmtDbtr>	[0..1]	Ultimate debtor, deviating from account owner	Party40Choice	Same structure as <Dbtr>. Allocation is optional, in the case of use the same rules apply to the individual elements as for <Dbtr> .
6	Creditor	<Cdtr>	[0..1]	Beneficiary/Creditor	Party40Choice	Occurrences according to EPC/DK: [1..1]
7	Party	<Pty>	[1..1]	Representation of the party (if the party is no financial institution)	PartyIdentification135	
8	Name	<Nm>	[0..1]	Name of the creditor	Max140Text	Only 70 characters allowed
8	PostalAddress	<PstlAdr>	[0..1]	Address of the creditor	PostalAddress24	Not allocated
8	Identification	<Id>	[0..1]	Identification of the creditor	Party38Choice	
9	OrganisationIdentification	<OrgId>	[1..1]	Identification of an organisation	OrganisationIdentification29	Only <AnyBIC> or one occurrence of <Othr> is permitted
9	PrivateIdentification	<PrvtId>	[1..1]	Identification of a person	PersonIdentification13	Only <DtAndPlcOfBirth> or one occurrence of <Othr> is permitted
8	CountryOfResidence	<CtryOfRes>	[0..1]	Country of the creditor	CountryCode	Not allocated
8	ContactDetails	<CtctDtls>	[0..1]	Contact details of the creditor	ContactDetails2	Not allocated
7	Agent	<Agt>	[1..1]	Representation of the party (if this is not a credit institution)	PartyIdentification135	Not allocated
6	CreditorAccount	<CdtrAcct>	[0..1]	Account of the creditor	CashAccount38	
6	UltimateCreditor	<UltmtCdtr>	[0..1]	Ultimate creditor, deviating from the account owner		Same structure as <Cdtr>. Allocation is optional, in the case of use the same rules apply to the individual elements as for <Cdtr> .
6	TradingParty	<TradgPty>	[0..1]	Trading party	Party40Choice	Not allocated
6	Proprietary	<Prtry>	[0..n]	Other involved party	ProprietaryParty2	Not allocated

2.2.5.8 Remittance-Information <RmtInf>, [0..1]

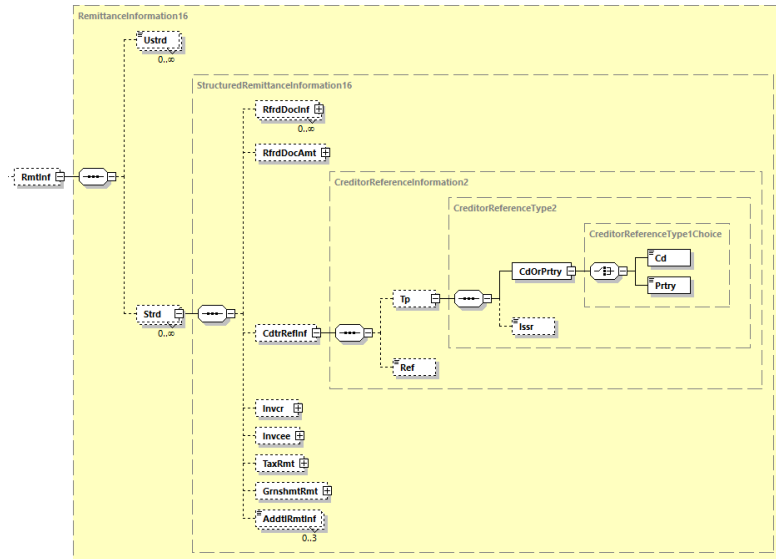


Diagram 63: camt.054.001.08, RmtInf

Definition

Information, which are given in the pacs.008-message can optionally be allocated in the credit notification. Only either <Ustrd> or <Strd> and only one occurrence is permitted.

Rules

	Name	XML-Tag	Occurrences	Definition	Type	EPC-/DK-Rules
6	Unstructured	<Ustrd>	[0..n]	Unstructured remittance information; can also be structured in bilateral agreement between creditor and debtor	Max140Text	
6	Structured	<Strd>	[0..n]	Structured remittance information	StructuredRemittanceInformation16	
7	ReferredDocumentInformation	<RfrdDocInf>	[0..n]	Specifies the document to which the remittance information is related to	ReferredDocumentInformation7	Not allocated
7	ReferredDocumentAmount	<RfrdDocAmt>	[0..1]	Amount and currency in remittance information given in the document	RemittanceAmount2	Not allocated
7	CreditorReferenceInformation	<CdrRefInf>	[0..1]	Unambiguous identification number issued by the creditor	CreditorReferenceInformation2	In the case of use the elements <Tp> and <Ref> have to be used.
8	Type	<Tp>	[0..1]	Reference type	CreditorReferenceType2	

DFÜ Agreement

Appendix 3: Specification of Data Formats

	Name	XML-Tag	Occurrences	Definition	Type	EPC-/DK-Rules
9	CodeOrProprietary	<CdOrPrtry>	[1..1]	Coded or proprietary reference	CreditorReferenceType1Choice	
10	Code	<Cd>	[1..1]	Codes for specifying a creditor document	DocumentType3Code	Only SCOR is permitted
10	Proprietary	<Prtry>	[1..1]	Proprietary reference	Max35Text	Not allocated
9	Issuer	<Issr>	[0..1]	Issuer of the reference	Max35Text	
8	Reference	<Ref>	[0..1]	Reference of the creditor	Max35Text	
7	Invoicer	<Invcr>	[0..1]	Invoicer if deviating from the creditor	PartyIdentification135	Not allocated
7	Invoicee	<Invcee>	[0..1]	Invoicer if deviating from the debtor	PartyIdentification135	Not allocated
7	TaxRemittance	<TaxRmt>	[0..1]	Remittance information about a payment made for tax-related purposes	TaxInformation7	Not allocated
7	GarnishmentRemittance	<GrnshmtRmt>	[0..1]	Remittance information about a payment for garnishment-related purposes.	Garnishment3	Not allocated
7	AdditionalRemittanceInformation	<AddtlRmtInf>	[0..3]	Additional information on the remittance information	Max140Text	Not allocated

2.2.5.9 Comprehensive example by way of illustration

```
<?xml version="1.0" encoding="UTF-8"?>
<Document xmlns="urn:iso:std:iso:20022:tech:xsd:camt.054.001.08"
  xmlns:xsi="http://www.w3.org/2001/XMLSchema-instance"
  xsi:schemaLocation="urn:iso:std:iso:20022:tech:xsd:camt.054.001.08
camt.054.001.08.xsd">
  <BkToCstmrDbtCdtNtfctn>
    <GrpHdr>
      <MsgId>20210004711</MsgId>
      <CreDtTm>2023-02-12T12:07:40Z</CreDtTm>
      <!--Anwendungsfall Haben-Avis SCT Inst -->
      <AddtlInf>CRED</AddtlInf>
    </GrpHdr>
    <Ntfctn>
      <Id>NOTPROVIDED</Id>
      <Acct>
        <Id><IBAN>DE07300700100250123456</IBAN></Id>
        <Svcr><FinInstnId>
          <BICFI>DEUTDE33HAN</BICFI>
        </FinInstnId></Svcr>
      </Acct>
      <Ntry>
        <NtryRef>184223521623</NtryRef>
        <Amt Ccy="EUR">120.48</Amt>
        <CdtDbtInd>CRDT</CdtDbtInd>
        <Sts><Cd>INFO</Cd></Sts>
      <!-- Betrag verfügbar seit -->
      <ValDt><Dt>2023-02-12T</Dt></ValDt>
      <BkTxCd>
        <Domn>
          <Cd>PMNT</Cd>
          <Fmly>
            <Cd>RRCT</Cd>
            <SubFmlyCd>ESCT</SubFmlyCd>
          </Fmly>
        </Domn>
      </BkTxCd>
      <NtryDtls>
        <TxDtls>
          <Refs>
            <EndToEndId>123456789</EndToEndId>
          </Refs>
          <RltdPties>
            <Dbtr><Pty>
              <Nm>Echtzeit-Payer Max Mueller</Nm>
            </Pty></Dbtr>
            <DbtrAcct><Id><IBAN>DE8482056060152123456</IBAN></Id></DbtrAcct>
          </RltdPties>
          <!-- Purpose optionale Angabe, falls vorhanden in pacs.008 -->
          <Purp><Cd>GDDS</Cd></Purp>
          <!-- VWZ optionale Angabe, falls vorhanden in pacs.008 -->
          <RmtInf><Ustrd>Es musste schnell gehen</Ustrd></RmtInf>
        </TxDtls>
      </NtryDtls>
    </Ntry>
  </Ntfctn>
</BkToCstmrDbtCdtNtfctn>
</Document>
```


2.2.6 VOP Status Report – pain.002.001.10

Kommentiert [KK4]: New chapter

The VOP Status Report shows the result of the VOP verification (Verification of Payee) in relation to a submitted collection order (SEPA credit transfer or SEPA instant credit transfers). The VOP verification essentially compares the name of the payee contained in the pain.001 message with the name stored in the system of the payee's payment service provider (PSP or ZDL) for the specified IBAN. The result is carried out by the payee's ZDL. The payer's ZDL provides the results of the VOP verification to the payer as a pain.002 message.

The status returned in pain.002 contains the results of the VOP verification and can contain the following status codes²⁴: Match (RCVC), No Match (RVNM), Close Match (RVMC) or Not Applicable (RVNA). The number of transactions per validation result is specified for the entire file at group status level. Pending (PDNG) is also permitted, but this code may only be used to display an interim status. The final result must be one of the above codes for each transaction.

The result must be specified for each individual transaction of the pain.001 message at individual transaction level, provided the result is not a match. In the case of a close match, the correct name is also transmitted.

The VOP status report has a minimalist structure. It uses the pain.002 message type, but only the mandatory fields and a few optional code and free text elements are used. The rules for this are described in this section. Element groups or individual elements that are not allocated (or not recommended for allocate) are grayed out.

BTF parameter / order Typee

The VOP status report is transmitted (for both SCT and SCT Inst) with the BTF parameters REP/DE/VOP/pain.002/ZIP (order type VPZ, respectively).

²⁴ The four codes for Match, No Match, Close Match and Not Applicable mentioned several times in this specification are available on the corresponding ISO code list

Overview

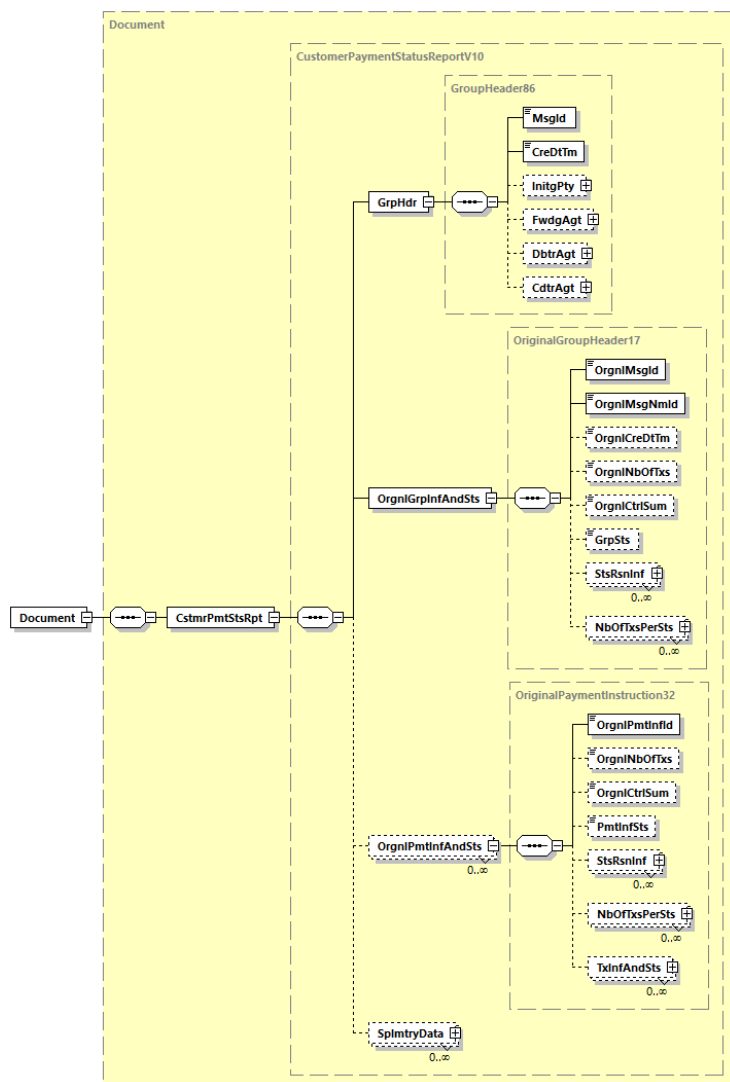


Diagram 64: Overview pain.002.001.10

DFÜ Agreement

2.2.6.1 Document

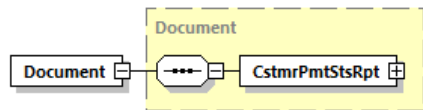


Diagram 65: pain.002.001.10, Document

Definition

For VOP Status Report ISO 20022 XML message: This is the root element of a pain.002.001.10 message.

XML Tag

<Document>

Occurrences

[1..1]

Rules

	Name	XML Tag	Occurrence s	Definition	Type	DK Rule
0	CustomerPayment StatusReport	<CstmrPmtSts Rpt>	[1..1]	Refer to 3.2.2		

2.2.6.2 Customer Payment Status Report

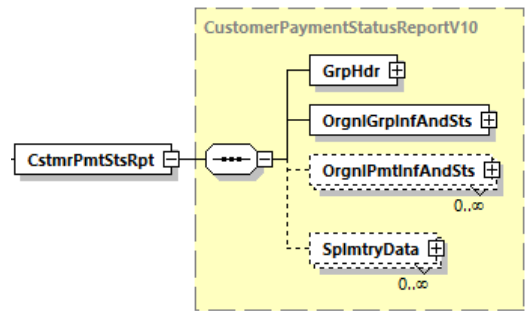


Diagram 66: pain.002.001.10, Customer Payment Status Report

DFÜ Agreement

Appendix 3: Specification of Data Formats

Definition

Payment Status Report.

XML Tag

<CstmrPmtStsRpt>

Occurrences

[1..1]

Rule

	Name	XML Tag	Occur rence s	Definition	Type	DK Rule
1	GroupHeader	<GrpHdr>	[1..1]	Refer to 3.2.3		
1	OriginalGroupInfor mationAndStatus	<OrgnlGr plnfAndSt s>	[1..1]	Refer to 3.2.4		
1	OriginalPayment InformationAnd Status	<OrgnlPm tlnfAndSt s>	[0..n]	Refer to 3.2.5		
1	Supplementary Data	<Splmtry Data>	[0..n]	Additional information that cannot be captured in the structured fields and/or another specific block..	Supplem entaryD ata1	Not allocated

2.2.6.3 Group Header

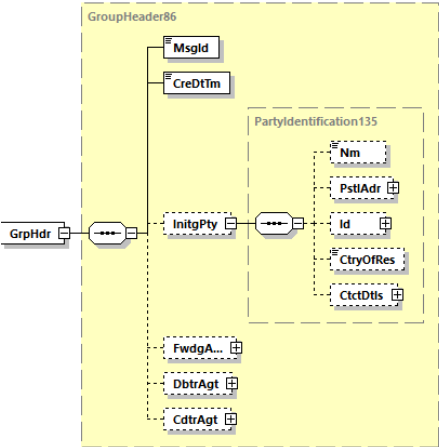


Diagram 67: pain.002.001.10, Group Header

Definition

Characteristics that apply to all transactions within the message.

XML Tag

<GrpHdr>

Occurrences

[1..1]

Rule

	Name	XML Tag	Occurrences	Definition	Type	DK Rule
2	MessageIdentification	<MsgId>	[1..1]	Point to point reference allocated by the instructing party to unambiguously identify the message.	Max35Text	
2	CreationDateTime	<CreDtTm>	[1..1]	Date and time at which the status report was created by the instructing party.	ISODatetime	
2	InitiatingParty	<InitgPty>	[0..1]	Party that generates the PSR	PartyIdentification135	Not allocated

DFÜ Agreement

Appendix 3: Specification of Data Formats

	Name	XML Tag	Occurrences	Definition	Type	DK Rule
2	ForwardingAgent	<FwdgAgt>	[0..1]	Credit institution that receives the instruction from <InitgPty> and forwards it to the next agent in the payment chain.	BranchAndFinancialInstitutionIdentification6	Not allocated
2	DebtorAgent	<DbtrAgt>	[0..1]	Financial institution servicing an account for the debtor.	BranchAndFinancialInstitutionIdentification6	Must be used - occurrences according to DK: [1..1] . <FinInstnId><BICFI> must be allocated a valid BIC.
2	CreditorAgent	<CdtrAgt>	[0..1]	Financial institution servicing an account for the creditor.	BranchAndFinancialInstitutionIdentification6	Not allocated

2.2.6.4 Original Group Information And Status

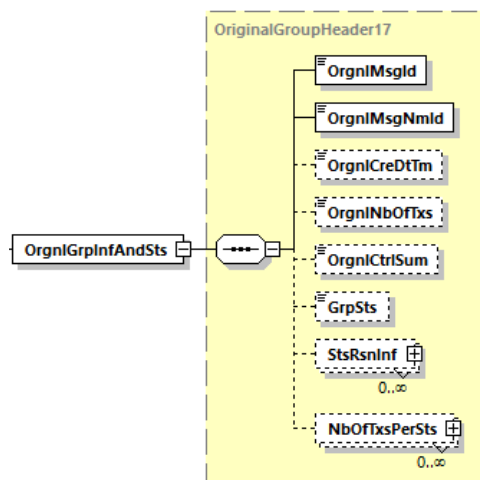


Diagram 68: pain.002.001.10, Original Group Information And Status

Definition

Reference to the message of the initiating party, if this applies to the entire message.

DFÜ Agreement

Appendix 3: Specification of Data Formats

XML Tag

<OrgnlGrpInfAndSts>

Occurrences

[1..1]

Rule

	Name	XML Tag	Occurrences	Definition	Type	DK Rule
2	OriginalMessageIdentification	<OrgnlMsgId>	[1..1]	Reference of the original message.	Max35Text	
2	OriginalMessageNameIdentification	<OrgnlMsgNmId>	[1..1]	Specifies the original message identifier to which the message refers	Max35Text	To be allocated with pain.001 or pain.001.001.09
2	OriginalCreationDateTime	<OrgnlCreDtTm>	[0..1]	Date and time at which the original message was created.	ISODateTime	Not allocated
2	OriginalNumberOfTransactions	<OrgnlNbOfTx>	[0..1]	Number of individual transactions contained in the original message	Max15NumericText	
2	OriginalControlSum	<OrgnlCtrlSum>	[0..1]	Total of all individual amounts included in the original message, irrespective of currencies.	Decimal Number	2 is the maximum number of decimal digits allowed..
2	GroupStatus	<GrpSts>	[0..1]	Specifies the status of the return message	External PaymentGroupStatus1Code	If the VOP result is full match für all transactions in the file, it is recommended that the group status is allocated as RVCV (Received verification completed). If no transaction of the file is specified with the status PDNG (Pending), it is permissible, but optional, to specify RVCM (Received verification completed with mismatches) in all other cases.

DFÜ Agreement

Appendix 3: Specification of Data Formats

	Name	XML Tag	Occurrences	Definition	Type	DK Rule
2	StatusReasonInformation	<StsRsnInf>	[0..n]	Information on the status reason	StatusReasonInformation12	This group can be used a maximum of once.
3	Originator	<Orgtr>	[0..1]	Identification of the party (ZDL or CSM = Clearing and Settlement Mechanism)	PartyIdentification135	Not allocated
3	Reason	<Rsn>	[0..1]	Specifies the reason for the current status	StatusReasonChoice6	Not allocated
4	Code	<Cd>	[1..1]	In coded form	ExternalStatusReason1Code	Not allocated
4	Proprietary	<Prtry>	[1..1]	In a proprietary form	Max35Text	Not allocated
3	AdditionalInformation	<AddtlInf>	[0..n]	Textual information about the status reason	Max105Text	<p>Information texts for the payer regarding the VOP check, in particular information for the case of the desired payment execution despite unsuccessful IBAN name matching.</p> <p>Each occurrence of this element begins with the status code (plus a space) to which the text refers, i.e. RCVC, RVMC, RVNM or RVNA Up to 5 lines can be created per status.</p> <p>The specification of such a message block is mandatory if the corresponding status occurs at least once in the order.</p> <p>In the case of RCVC, the specification is always optional</p> <p>occurrences according to DK: [0..20]</p>

DFÜ Agreement

Appendix 3: Specification of Data Formats

	Name	XML Tag	Occurrences	Definition	Type	DK Rule
2	NumberOfTransactionsPerStatus	<NbOfTxPerSts>	[0..n]	Number of transactions per status code.	Number OfTransactionsPerStatus5	The number of transactions from the entire pain.001 message is returned here for each VOP result type. It is recommended that this element group is only allocated to VOP result types that occur at least once in this message (i.e. number of Tx >0).
3	DetailedNumberOfTransactions	<DtIdNbOfTx>	[1..1]	Detailed information on the number of transactions for each identical transaction status	Max15NumericText	
3	DetailedStatus	<DtIdSts>	[1..1]	Status	External PaymentTransactionStatus1Code	Permitted status codes refer to 2.2.6.7
3	DetailedControlSum	<DtIdCtrlSum>	[0..1]	Sum of all values with this status	Decimal Number	Not allocated

2.2.6.5 Original Payment Information And Status

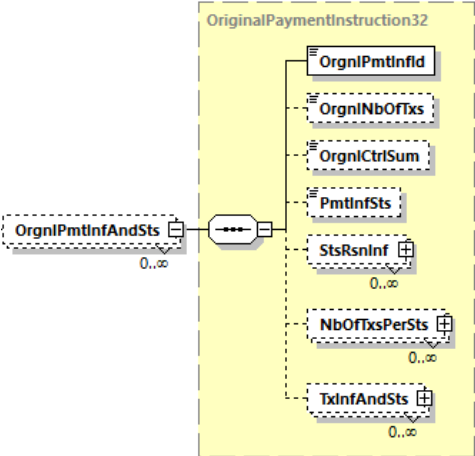


Diagram 69: pain.002.001.10, Original Payment Information And Status

Definition

Information concerning the original payment information, to which the status report message refers.

XML Tag

<OrgnPmtInfAndSts>

DK-Occurrences

[1..n]

Rule

	Name	XML Tag	Occurrence s	Definition	Type	DK Rule
2	OriginalPaymentInformationIdentification	<OrgnPmtInfId>	[1..1]	Unique identification , as allocated by the original sending party, to unambiguously identify the original payment information group.	Max35Text	

DFÜ Agreement

Appendix 3: Specification of Data Formats

	Name	XML Tag	Occurrences	Definition	Type	DK Rule
2	OriginalNumberOfTransactions	<OrgnINbOfTx>	[0..1]	Number of individual transactions contained in the original payment information group.	Max15N umericText	Occurrences according to DK: [1..1]
2	OriginalControlSum	<OrgnCtrlSum>	[0..1]	Total of all individual amounts included in the original payment information group, irrespective of currencies.	Decimal Number	A maximum of two decimal places is permissible.
2	PaymentInformationStatus	<PmtInfSts>	[0..1]	Specifies the status of the payment information group.	External Payment GroupStatus1Code	If the VOP result is full match für all transactions in this block, the block status can be specified as RCVC (Received verification completed). If no transaction of the block is specified with the status PDNG (Pending), it is permissible, but optional, to specify RVCN (Received verification completed with mismatches) in all other cases.
2	StatusReasonInformation	<StsRsnInf>	[0..n]	Information on the status reason	StatusReasonInformation12	Not allocated
2	NumberOfTransactionsPerStatus	<NbOfTxPerSts>	[0..n]	Detailed information on the number of transactions for each identical transaction status.	NumberOfTransactionsPerStatus5	The number of transactions of the PmtInf block is returned here for each VOP result type. It is recommended to use this element group only for VOP result types that occur at least once in this block (i.e. number>0).
3	DetailedNumberOfTransactions	<DtldNbOfTx>	[1..1]	Number of transactions with this status	Max15N umericText	
3	DetailedStatuses	<DtldSts>	[1..1]	Status		Permitted status codes refer to 2.2.6.7

DFÜ Agreement

Appendix 3: Specification of Data Formats

	Name	XML Tag	Occurrences	Definition	Type	DK Rule
3	DetailedControlSum	<DtIdCtrlSum>	[0..1]	Sum of all values with this status	Decimal Number	Not allocated
2	TransactionInformationAndStatus	<TxInfAndSts>	[0..n]	Refer to 2.2.6.6		(At least) all transactions are listed here with their respective VOP result for which the VOP verification did not return the result RCVC.

2.2.6.6 Transaction Information And Status

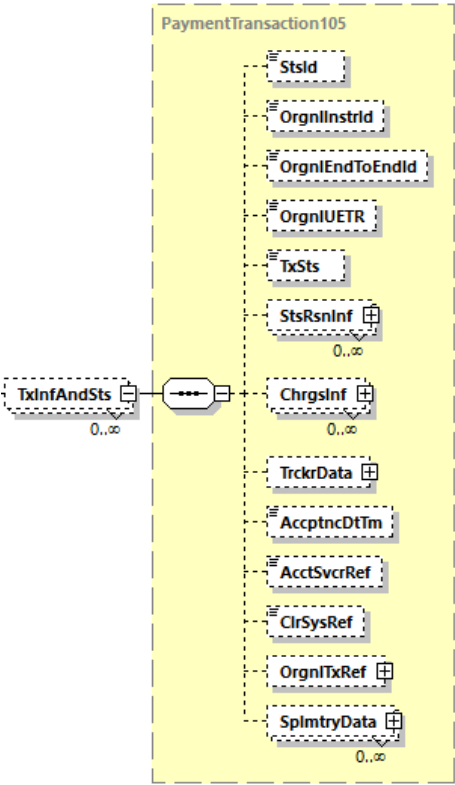


Diagram 70: pain.002.001.10, Transaction Information And Status

Definition

Information concerning the original transactions to which the status report message refers.

DFÜ Agreement

Appendix 3: Specification of Data Formats

XML Tag

<TxInfAndSts>

(At least) all transactions of the PaymentInformation block are listed with their respective VOP result for which the VOP verification did not return the result match.

Rule

	Name	XML Tag	Occurrences	Definition	Type	DK Rule
3	StatusIdentification	<StsId>	[0..1]	Specific reference of the ZDL of the payer to report the status	Max35Text	
3	OriginalInstructionIdentification	<OrgnlInstrId>	[0..1]	Original transaction reference	Max35Text	
3	OriginalEndToEndIdentification	<OrgnlEndToEndId>	[0..1]	Unique identification, as allocated by the original initiating party, to unambiguously identify the original transaction	Max35Text	Occurrences according to DK: [1..1]
3	OriginalUETR	<OrgnlUETR>	[0..1]	Universally unique identifier (UUID) for the original transaction.	UUIDv4Identifier	This element may contain the UUID that was returned (via API) for this transaction as a VOP response from the creditor's ZDL.
3	TransactionStatus	<TxSts>	[0..1]	Status of a transaction	ExternalPaymentTransactionStatus1Code	VOP result (status code) Permitted status codes refer to 2.2.6.7 Occurrences according to DK: [1..1]
3	StatusReasonInformation	<StsRsnInf>	[0..n]	Status Reason Information	StatusReasonInformation12	Can only be allocated for transaction status RVNA or RVMC. Occurrences according to DK: [0..1]
4	Originator	<Orgtr>	[0..1]	Identification of the party (PSP or CSM = Clearing and Settlement Mechanism) that initiated the status	PartyIdentification135	Not allocated

DFÜ Agreement

Appendix 3: Specification of Data Formats

	Name	XML Tag	Occurrences	Definition	Type	DK Rule
4	Reason	<Rsn>	[0..1]	Reason for the current status	StatusReason6Choice	Can only be allocated with transaction status RVNA.
5	Code	<Cd>	[1..1]	In coded form	ExternalStatusReason1Code	Only the values AB11 and AG03 are permitted, details refer to 2.2.6.7
5	Proprietary	<Prtry>	[1..1]	In proprietary form	Max35Text	Not allocated.
4	AdditionalInformation	<AddtlInf>	[0..n]	Textual information about the status reason	Max105Text	<p>May only be allocated with transaction status RVMC und RVNA</p> <ul style="list-style-type: none"> - In the case of Close Match (RVMC), the name of the account holder returned by the payee's ZDL is returned in the first occurrence of <AddtlInf>. If this name should have more than 105 characters, a repetition of <AddtlInf>, starting with an apostrophe of the form ' is used for the remaining characters. - For the RVNA status, a free text explanation can be provided here in the case of reason code AG03 (only one occurrence of this element) <p>Occurrences according to DK: [0..2]</p>
3	ChargesInformation	<ChrgsInf>	[0..n]	Charge information	Charges7	Not allocated
3	TrackerData	<TrckrData>	[0..1]	Tracking data	TrackerData1	Not allocated
3	AcceptanceDateTime	<AcptncDtTm>	[0..1]	Time when the payer's payment order meets the processing conditions of the account-holding entity.	ISODatetime	Not allocated

DFÜ Agreement

Appendix 3: Specification of Data Formats

	Name	XML Tag	Occurrences	Definition	Type	DK Rule
3	AccountServiceReference	<AcctSvcrRef>	[0..1]	Unique reference allocated by the account-holding institution for unambiguous identification of the order.	Max35Text	Not allocated
3	ClearingSystemReference	<ClrSysRef>	[0..1]	Unique reference allocated by a clearing system to uniquely identify the order.	Max35Text	Not allocated
3	OriginalTransactionReference	<OrgnlTxRef>	[0..1]	Refer to 2.2.1.6 and for SEPA instant credit transfers additionally the 2nd paragraph of chapter Fehler! Verweisquelle konnte nicht gefunden werden.		Elements allocated in this group must have the same values as the corresponding message elements of the original transaction (pain.001). At least <Cdtr><Pty><Nm> and <CdtrAcct><Id><IBAN> must be allocated. Occurrences according to DK: [1..1]
4	SupplementaryData	<SplmtryData>	[0..n]	Additional information that cannot be captured in the structured fields and/or another specific block	SupplementaryData1	Not allocated

2.2.6.7 Result Types for VOP Request

As a rule, the payee's ZDL provides the result for the VOP request of the payer's ZDL. The following result types (status codes) are available for transactions:

- **RCVC: Match** (ReceivedVerificationCompleted) – Full matching of the requested name/identification number with the data stored in the ZDL account management system of the payee.
- **RVNM: No Match** (ReceivedVerificationCompletedNoMatch) - No match between the requested name/identification number and the data stored in the ZDL account management system of the payee.
- **RVMC: Close Match** (ReceivedVerificationCompletedMatchClosely) – Partial match between the requested name/identification number and the data stored in the ZDL account management system of the payee.
- **RVNA: Not Applicable** (ReceivedVerificationCompletedNotApplicable) - This code is used in the following cases:

DFÜ Agreement

Appendix 3: Specification of Data Formats

- **AG03** (Transaction Not Supported): Possible use cases are:
 - The payee's ZDL cannot perform a reconciliation, e.g. because the account is not a payment account or the payee's identification code is not supported.
 - No VOP request was made by the payer's ZDL because the payee's ZDL is based outside the European Union or does not participate in the VOP procedure for other reasons (in this case, an additional free text explanation is permitted under <StsRsnInf><AddtlInf>).
- No response received from the creditor's ZDL to the VOP request / timeout. In this case, the reason code **AB11** (Time Out by Debtor Agent) is used.
- **PDNG: Pending**
The payee's ZDL has not answered to the VOP request yet.

This code could only be set by the payer's ZDL as an interim status, which may be useful for collectors with a large number of transactions.

DFÜ Agreement

Appendix 3: Specification of Data Formats

2.3 Simple Types

2.3.1 String Types

This list shows the value range of simple data types which are used repeatedly in different places of the specification tables.

Name	min. length	max. length	Range
BICFIDec2014Identifier und AnyBICDec2014Identifier	8	11	[A-Z0-9]{4,4}[A-Z]{2,2}[A-Z0-9]{2,2}([A-Z0-9]{3,3}){0,1}
CountryCode	2	2	[A-Z]{2,2}
ActiveOrHistoricCurrencyCode	3	3	[A-Z]{3,3}
IBAN2007Identifier	5	34	[A-Z]{2,2}[0-9]{2,2}[a-zA-Z0-9]{1,30}
LEIdentifier	20	20	[A-Z0-9]{18,18}[0-9]{2,2}
Max15NumericText	1	15	[0-9]{1,15}
Max35Text	1	35	This string is further restricted in the SEPA TVS for customer-bank messages (pain.001, pain.008 and pain.007) for the use in the following elements: <MsgId>, <PmtInfId>, <InstrId>, <EndToEndId> and the mandate reference with the pattern ([A-Za-z0-9][\+ \? / \- : \(\) \.\ !]){1,35} The creditor Id with the pattern [a-zA-Z]{2,2}[0-9]{2,2}([A-Za-z0-9][\+ \? / \- : \(\) \.\ !]){3,3}([A-Za-z0-9][\+ \? / \- : \(\) \.\ !]){1,28}
conxml:HashSHA256	64	64	

2.3.2 String Codes

This paragraph contains the description of codes used in simple string data types in the specification tables, where only the values listed here (defined as an internal list by TVS) can be used.

ChargeBearerType1Code

Value	Description
SLEV	Charges are to be applied following the rules agreed in the service level and/or scheme.

DocumentType3Code

Value	Description
SCOR	Document is a structured communication reference provided by the creditor to identify the referred transaction.

DFÜ Agreement

Appendix 3: Specification of Data Formats

SequenceType1Code

Value	Description
FRST	First collection of a series of direct debit instructions, used for regular direct debit transactions initiated by the creditor.
RCUR	Direct debit instruction where the debtor's authorisation is used for regular direct debit transactions initiated by the creditor. From November 20th 2016 a distinction between FRST and RCUR is omitted. Hence a first collection of a series of direct debit instructions can also be applied by RCUR. The German banking Industry committee (DK) recommends the use of sequence type RCUR.
FNAL	Final collection of a series of direct debit instructions.
OOFF	Direct debit instruction where the debtor's authorisation is used to initiate one single direct debit transaction.

Note on external code lists:

Under <https://www.iso20022.org/catalogue-messages/additional-content-messages/external-code-sets> the external ISO 20022 code lists are available.

2.3.3 Decimal Types

Name	max. full digit	max. fractions	Minimum value	Maximum value
ActiveOrHistoricCurrencyAndAmount_SDD and _SCT_SCTinst, respectively	11	2	0.01	999999999.99

According to the XML specification, a period is used as decimal separator and not a comma which is customarily used in Germany.

2.3.4 Date Types

Name	Description
ISODate	xs:date according to https://www.w3.org/TR/xmlschema-2/#date
ISODatetime	xs:dateTime according to https://www.w3.org/TR/xmlschema-2/#dateTime

DFÜ Agreement

Appendix 3: Specification of Data Formats

2.4 Transmission of SEPA formats by means of EBICS business transactions

In the EBICS procedure, each business transaction (BTF or order type) is always assigned the current version of the relevant format (i.e. in accordance with the currently valid version of Appendix 3 of the DFÜ Agreement)

During a transitional period, customers may still submit the previous version (with the rules and regulations of the previous version of Appendix 3 and, in particular, validated with the associated TVS). This must be agreed bilaterally with the credit institution. The Deutsche Kreditwirtschaft (DK) recommends that institutions which already use a previous version of the DK-TVS for their customers should continue to support it in parallel until the next update of the TVS. The current LifeCycle of the SEPA formats can be found under:

<https://www.ebics.de/de/datenformate/format-lifecycle>.

The following overview makes clear which TVS is used with which selection of BTF parameters (order type) from 17 March 2024:

BTF-Parameters	Upload order type	Currently used namespace since March 17 th 2024 (usable for version 3.7 of Appendix 3)	Name of the current DK-TVS (xsd name as published on website)	For information: previous DK-TVS (valid for version 3.3 and 3.6 of Appendix 3)
SCT///pain.001/	CCT / CTV SEPA credit transfer	urn:iso:std:iso:20022:tech:xsd:pain.001.001.09	pain.001.001.09_GBIC_54	pain.001.001.03_GBIC_43
SCI///pain.001/	CIP / CIV SEPA instant credit transfer	urn:iso:std:iso:20022:tech:xsd:pain.001.001.09	pain.001.001.09_GBIC_54	pain.001.001.03_GBIC_3 pain.001.001.08_GBIC_3 pain.001.001.09_GBIC_43 only from V 3.5
SDD//COR/pain.008/	CDD SEPA core direct debit	urn:iso:std:iso:20022:tech:xsd:pain.008.001.08	pain.008.001.08_GBIC_54	pain.008.001.02_GBIC_43
SDD//B2B/pain.008	CDB SEPA B2B direct debit	urn:iso:std:iso:20022:tech:xsd:pain.008.001.08	pain.008.001.08_GBIC_54	pain.008.001.02_GBIC_43
SCT/DE//pain.001/XML	CCC SEPA-credit transfer (via Container)	Container: urn:conxml:xsd:container.nnn.001.GBIC54 with embedded pain.001-messages	The embedded messages use the TVS: pain.001.001.09_GBIC_54	The embedded messages use the TVS: pain.001.001.03_GBIC_43
SDD/DE/COR/pain.008/XML	CDC SEPA core direct debit (via Container)	Container: urn:conxml:xsd:container.nnn.001.GBIC54 with embedded pain.008-message	The embedded messages use the TVS: pain.008.001.08_GBIC_54	The embedded messages use the TVS: pain.008.001.02_GBIC_43
SDD/DE/B2B/pain.008/XML	C2C SEPA B2B direct debit	Container: urn:conxml:xsd:container.nnn.001.GBIC54 with	The embedded messages use the TVS: pain.008.001.08_GBIC_54	The embedded messages use the TVS: pain.008.001.02_GBIC_33

DFÜ Agreement

Appendix 3: Specification of Data Formats

BTF-Parameters	Upload order type	Currently used namespace since March 17 th 2024 (usable for version 3.7 of Appendix 3)	Name of the current DK-TVS (xsd name as published on website)	For information: previous DK-TVS (valid for version 3.83 and 3.6 of Appendix 3)
	(via Container)	embedded pain.008-messages		

Please see the reference documents mentioned at the beginning of chapter 2.

As, for reasons of compatibility, the payment status report has to be produced in the same version when consigning SEPA formats (pain.001 and pain.008), the table continues as follows:

BTF-Parameters	Upload order type	Currently used namespace since March 17 th 2024 (usable for version 3.7 of Appendix 3)	Name of the current reference xsd (ISO original)
REP/DE/ SCT/ pain.002/ ZIP	CRZ Payment Status Report for credit transfer (zip)	Zip file with 1-n pain.002 messages: urn:iso:std:iso:2002:tech:xsd:pain.002.001.10	pain.002.001.10
REP/DE/ SCI/ pain.002/ ZIP	CIZ Payment Status Report for Instant Credit Transfer (zip)	Zip file with 1-n pain.002 messages: urn:iso:std:iso:2002:tech:xsd:pain.002.001.10	pain.002.001.10
REP/DE/ SDD/ pain.002/ ZIP	CDZ Payment Status Report for direct debit (zip)	Zip file with 1-n pain.002 messages: urn:iso:std:iso:2002:tech:xsd:pain.002.001.10	pain.002.001.10
REP/DE/ SCT/ pain.002/ XML	CRC Payment Status Report for Credit Transfer (xml Container)	Is no longer supported	The embedded messages use the TVS: pain.002.001.10
REP/DE/ SDD/ pain.002/ XML	CBC Payment Status Report for Direct Debit (xml Container)	Is no longer supported	The embedded messages use the TVS: pain.002.001.10

Note: For detailed information concerning the current version of the XML container refer to chapter 9.1 in this specification.

DFÜ Agreement

Appendix 3: Specification of Data Formats

Usage of the pain.001 message, described in chapter 2 by the German banking industry:

Customers can submit four business transactions, distinguished as follows, by pain.001:

Business transaction	EBICS BTF-Parameter / order type	Local Instrument	Service Level
SEPA Credit Transfer	SCT//pain.001/ bzw. CCT / <u>CTV</u>	Not used	SEPA
SEPA Instant Credit Transfer	SCI/DE//pain.001/ bzw. CIP / <u>CIV</u>	INST	SEPA
Urgent Credit Transfer in Euro (non SEPA, additions to this in chapter 10)	XCT/DE/URG/pain.001/ bzw. CCU	Not used	URGP
International credit transfer (non SEPA, specification in chapter 3.1)	XCT/DE//pain.001/ bzw. AXZ	Not used	NURG (alternatively <u>RUGV or</u> <u>SDVA</u>)

Note: Corporate clients submit SEPA instant credit transfers and international credit transfers via a single pain.001-message, i.e. no separate order type for the submission of several pain.001 in XML-containers is defined for these use cases.

3 Cross Border Payments

This chapter describes the technical specifications for the paperless processing of cross border payments (credit transfers and cheque payments) to be placed with banks in Germany.

These technical specifications serve to transfer paperless payments in foreign trade between the customer and his bank (payment service provider) in countries outside the EEA and in foreign currencies within the EEA.

Two different formats are presented:

1. Cross-border payment transactions based on ISO Standard 20022 (chapter 3.1)
2. Cross-border payment transactions based on DTAZV (chapter 3.3)

The legacy DTAZV format, as described in chapter 3.3, has been in application for many years. However, due to extensive changes in the processing of interbank payment transactions, this format will no longer be supported by the year 2026: Extended data requirements and new functionalities cannot be mapped using the old format.

Meeting these developments, the format on the basis of an ISO20022 message pain.001, as described in chapter 3.1, is introduced. It should be noted that this form differs from those for SEPA credit transfers (see chapter 2.2.1) and the DK standard for same-day credit transfers in Euro (see chapter 10), among other things, with regard to the ISO version and allocation rules used.

From November 2026, the legacy DTAZV format will be declassified as DK standard.

The new format based on the ISO standard 20022 can be offered optionally by payment service providers starting from November 2022. From November 2026 it will completely replace the previous DTAZV format as the standard of the German banking industry.

Payment service providers will inform their customers about the exact date within this transition period when the new ISO 20022 format for payments in foreign trade is supported.

Although the allocation rules specified in chapter 3.1 also allow:

1. for the submission of same-day credit transfers in Euro (within Germany or cross-border), such a use requires prior consultation and an explicit agreement with the payment service provider. The current DK standard for this transaction is still described in chapter 10 of this document and is based on a different technical validation subset (TVS) of the pain.001 message. In particular, the "mixed" submission of cross border payments within the meaning of this chapter and same-day credit transfers in Euro in one file requires prior consultation with the payment service provider.
2. the submission of check payments, however, the specification of the PaymentMethod CHK requires a prior bilateral agreement with the payment service provider.

In the case of transmission of a pain.001.001.09-message created under the rules described in chapter 3.1 by means of EBICS, the following BTF parameters (resp. order types) have to be applied

DFÜ Agreement

Appendix 3: Specification of Data Formats

- DK standard (optional since 11/2021, from 11/2026 mandatory): Exclusively cross border payments with format pain.001.001.09 and BTF parameters XCT/DE//pain.001/ (resp. upload order type AXZ)
- Only possible after corresponding agreement with the payment service provider (ZDL): Exclusively same-day credit transfers in Euro with format pain.001.001.09 and BTF parameters XCT/DE/URG/pain.001/ (resp. upload order type CCU).
*Note: Using the message version **pain.001.001.09** is the primary DK format standard for CCU. The set of rules can be found in chapter 10 of this document.*
- Only possible after corresponding agreement with the payment service provider (ZDL): cross border payments and same-day credit transfers in Euro ("mixed file") with format pain.001.001.09 and BTF parameters XCT/DE//pain.001/ (resp. upload order type AXZ)

Due to the gradual ISO20022 migration in the interbank-sphere during the transition period from November 2022 to November 2026, it cannot be ensured that all data from the customer file can be passed on in full. This applies to newly added data elements or fields that allow larger field lengths in the new format than previously. Specific questions in this regard should be addressed to the payment service provider.

DFÜ Agreement

Appendix 3: Specification of Data Formats

3.1 Cross-border payment transactions based on ISO Standard 20022

Rulebook reading

The following specifications are based on the ISO 20022 schema pain.001.001.09 established by the ISO 20022 (Scheme) Payments - Maintenance 2018-2019 Message Definition Report.

~~As of version 3.8 of this document, t~~The German Banking Industry (DK) specifies further allocation rules based on a DK subset (TVS) pain.001.001.09_AXZ_GBIC4. The data types and graphics published here refer to this TVS. The TVS can be found at <https://www.ebics.de/de/datenformate/ergaenzende-dokumente>.

These further rules mainly constitute assignment or non-assignment restrictions (or recommendations where possible) for elements or element groups.

Elements or element groups that are not referred by DK allocation rules are highlighted in grey. If entire element groups are not referred, this group is not broken down further to simplify the readability of this specification. However, these unassignable groups are no longer shown in the charts.

Assigned fields must correspond to the allocation rules as described hereafter.

The current external ISO20022 code lists, which are referred to in this specification, can be found at https://www.iso20022.org/external_code_list.page.

Character set

For the creation of user data with cross-border credit transfers (and checks), the following characters are allowed in the encoding according to UTF-8 (the use of Byte Order Marks (BOM) is not allowed):

Name of the character	Charactercode	Remarks on masking and Best Practice Conversion
Numeric characters	0 to 9	
Capital letters	A to Z	
Lower case letters	a to z	
Apostrophe	"'"	The character ist to be masked as „'“
Colon	":"	
Question mark	"?"	
Decimal point	","	
Minus	"-"	
Blank	" "	
Left bracket	"("	
Plus character	"+"	
Dot	". "	
Right bracket	")"	
Slash	"/"	

DFÜ Agreement

Appendix 3: Specification of Data Formats

Name of the character	Charactercode	Remarks on masking and Best Practice Conversion
ampersand	"&"	ZDL undertake to accept, subject to conversion to a plus sign ("+") in accordance with EPC Best Practice. The character is to be masked as "&";
Left square bracket	"<"	ZDL undertake to accept, subject to conversion to a dot (".") in accordance with EPC Best Practice.. The character is to be masked as „<“;
Right square bracket	">"	ZDL undertake to accept, subject to conversion to a dot (".") in accordance with EPC Best Practice. The character is to be masked as „>“;
Commercial at	"@"	ZDL undertake to accept, subject to conversion to a dot (".") in accordance with EPC Best Practice. Alternatively, "(at)" can also be used if the element content does not have to be shortened.

Umlauts and ß are not allowed.

The umlauts Ä, Ö, Ü are to be submitted like AE, OE, UE, the ß like ss.

For the special characters *, \$ and % applies:

ZDL may refuse to accept these characters, but in case of acceptance, further processing is allowed according to EPC Best Practice as follows:

Name of the character	Charactercode	Best Practice Conversion
Star symbol	"*"	" "
Dollar sign	"\$"	" "
Percent sign	"%"	" "

Overview

The message is used for the electronic submission of crossborder payment transactions within the meaning given in the introduction and of (same-day) urgent credit transfers in Euro by the payer to the payer's payment service provider (ZDL).

In the case of transmission by means of EBICS, this order will be transmitted with the BTF parameters XCT/DE//pain.001/ (resp. upload order type AXZ).

Country details

The allocation of the element <CtryOfRes> (CountryOfResidence) is to be distinguished from the country code <Ctry>:

- <Ctry> in the Postal Address refers to a component of the postal address of the party
- <CtryOfRes> means that the respective party lives in the country specified here

Basic rule: If a country is specified for the postal address, then CountryOfResidence should be used only if the country of residence is different from the country of the postal address.

DFÜ Agreement

Appendix 3: Specification of Data Formats

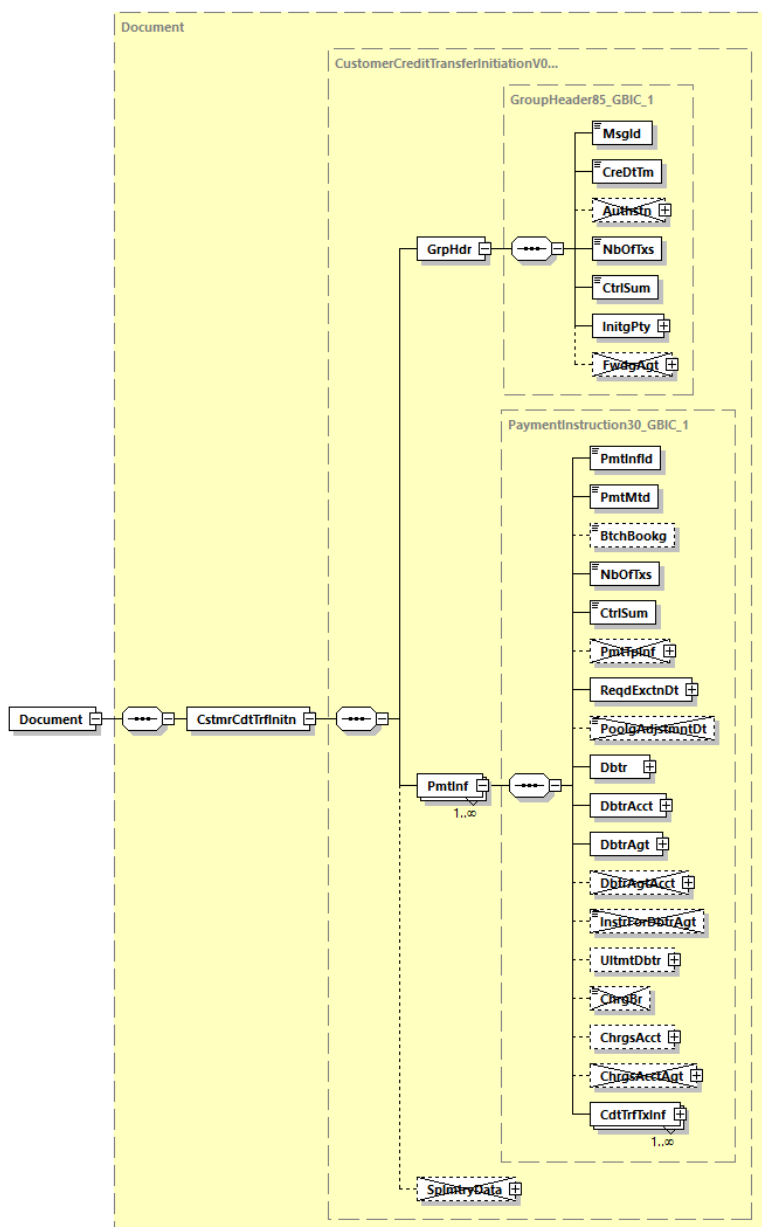


Diagram 71: Overview pain.001.001.09

3.1.1 Customer Credit Transfer Initiation

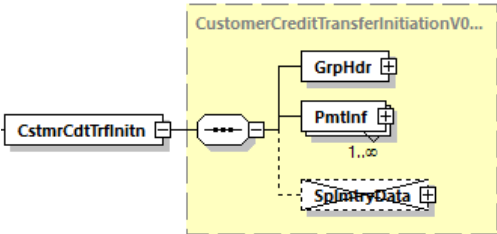


Diagram 72: pain.001.001.09: Customer Credit Transfer Initiation

Definition

Customer Credit Transfer Initiation

XML Tag

<CstmrCdtTrfInittn>

Occurrences

[1..1]

Rules

	Name	XML Tag	Occurrences	Definition	Type	DK-Rules
1	GroupHeader	<GrpHdr>	[1..1]	Refer to 3.1.2		
1	PaymentInformation	<PmtInf>	[1..n]	Refer to 3.1.3		
1	SupplementaryData	<SplmtryData>	[0..n]	Additional information regarding the message	SupplementaryData1	Not allocated

3.1.2 Group Header

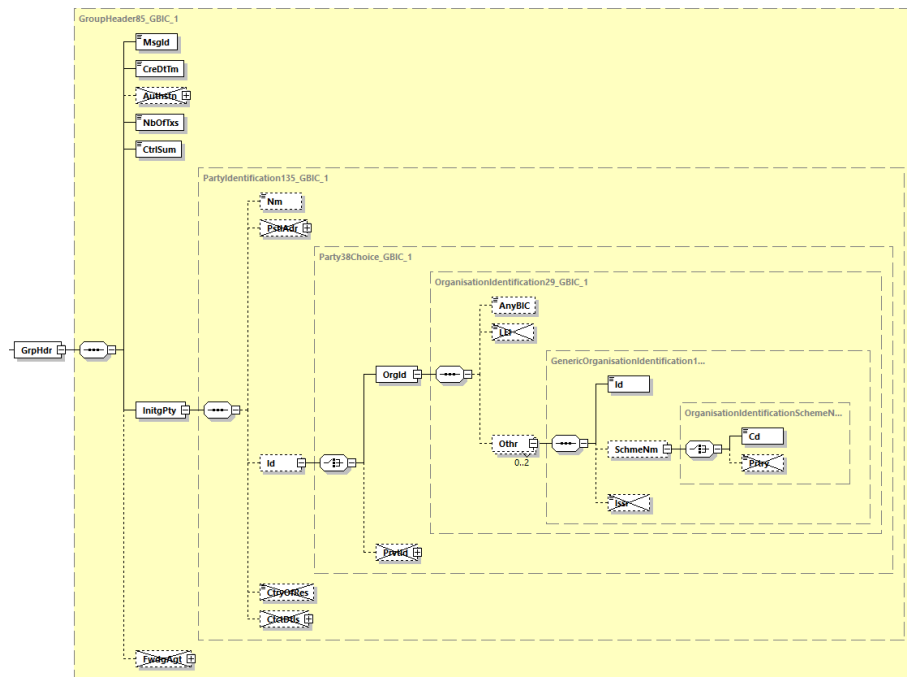


Diagram 73: pain.001.001.09, Group Header

Definition

Set of characteristics shared by all individual transactions included in the message.

XML Tag

<GrpHdr>

Occurrences

[1..1]

DFÜ Agreement

Appendix 3: Specification of Data Formats

Rules

	Name	XML Tag	Occurrences	Definition	Type	DK-Rules
2	MessageIdentification	<MsgID>	[1..1]	Point to point reference assigned by the instructing party and sent to the next party in the chain to unambiguously identify the message.	Max35Text	If a file is submitted twice by mistake, a double processing can be avoided by verifying the tag <MsgID> in combination with the customer ID or the ordering party's IBAN. Therefore, the tag <MsgID> must contain a new value for every new pain message.
2	CreationDateTime	<CreDtTm>	[1..1]	Date and time at which a (group of) payment instruction(s) was created by the instructing party.	ISODatetime	
2	Authorisation	<Authstn>	[0..2]	Information on the authorization of the instructing party regarding the account used	Authorisation1Choice	Not allocated
2	NumberOfTransactions	<NbOfTx>	[1..1]	Number of individual transactions contained in the message.	Max15NumericText	
2	ControlSum	<CtrlSum>	[1..1]	Total of all individual amounts included in the message, irrespective of currencies.	DecimalNumber	Must be used - occurrences according to DK: [1..1] . 3 is the maximum number of decimal digits allowed.
2	InitiatingParty	<InitgPty>	[1..1]	Information about the party which initiates the payment, i.e. the debtor or the party that initiates the payment on behalf of the debtor.	PartyIdentification135_GBIC_1	Assignment is also permitted in deviation from Debtor, e.g. the name of a technical service provider. Only the sub-element Name should be used.

DFÜ Agreement

Appendix 3: Specification of Data Formats

	Name	XML Tag	Occurrences	Definition	Type	DK-Rules
3	Name	<Nm>	[0..1]	Name of the initiating party	Max140Text	
3	PostalAddress	<PstlAdr>	[0..1]	Postal address of the initiating party	PostalAddress24	Not allocated
3	Identification	<Id>	[0..1]	Unambiguous identifiers for an organisation or person	Party38Choice_GBIC_1	
4	OrganisationIdentification	<OrgId>	[1..1]	Identifiers of an organisation	OrganisationIdentification29_GBIC_1	<p>Subject to bilateral agreement, the following sub-elements can be used:</p> <p><AnyBIC>, <Othr> <Id> as well as . <Othr>>SchmeNm <Cd></p> <p>The <Othr> group may exist at most twice</p> <p>These data will not be forwarded.</p>
4	PrivateIdentification	<PrvtId>	[1..1]	Identifiers of a person	OrganisationIdentification29	Not allocated
3	CountryOfResidence	<CtryOfRes>	[0..1]	Country of the instructing party	CountryCode	Not allocated
3	ContactDetails	<CtctDtls>	[0..1]	Contact data of the instructing party	Contact4	Not allocated
2	ForwardingAgent	<FwdgAgt>	[0..1]	Payment service provider accepting the order	BranchAndFinancialInstitution6	Not allocated

3.1.3 Payment Information

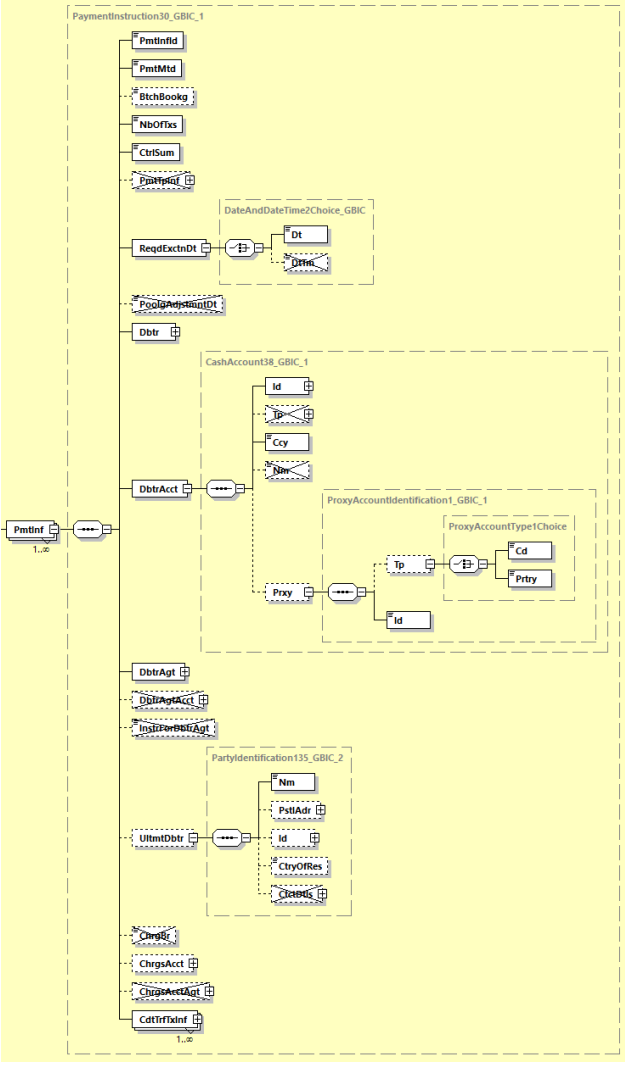


Diagram 74: pain.001.001.09, Payment Information

Definition

Set of characteristics (e.g. debtor account, requested execution date) that applies to all transactions of this payment information block.

XML Tag

<PmtInf>

DFÜ Agreement

Appendix 3: Specification of Data Formats

Occurrences

[1..n]

Rules

	Name	XML Tag	Occurrences	Definition	Type	DK-Rules
2	PaymentInformationIdentification	<PmtInfId>	[1..1]	Reference to unambiguously identify the payment information block	Max35Text	Should always be unique, as this could be used to avoid double processing
2	PaymentMethod	<PmtMtd>	[1..1]	Specifies the means of payment that will be used	PaymentMethod3 Code_GB IC_1	Contains either TRF (this is the case with credit transfers) oder CHK (this is the case with cheque payments) The code CHK may only be used after agreement with the ZDL
2	BatchBooking	<BtchBookg>	[0..1]	Identifies whether a single entry (false) per individual transaction or a batch entry (true) for the sum of the amounts of all transactions within the group of a message is requested.	BatchBookingIndicator	Only if a corresponding agreement with the customer for batch booking exists, a batch booking will take place when allocated with true. Otherwise, a single booking is performed and thus individual payments will be shown in the account statement of the ordering party (i.e. the default is false).
2	NumberOfTransactions	<NbOfTxs>	[1..1]	Number of individual transactions contained in the payment information group.	Max15NumericText	Must be used - occurrences according to DK: [1..1].
2	ControlSum	<CtrlSum>	[1..1]	Total of all individual amounts included in in the payment information group, irrespective of currencies.	DecimalNumber	Must be used - occurrences according to DK: [1..1]. 3 is the maximum number of decimal digits allowed.

DFÜ Agreement

Appendix 3: Specification of Data Formats

	Name	XML Tag	Occurrences	Definition	Type	DK-Rules
2	PaymentTypeInformation	<PmtTpInf>	[0..1]	Set of elements that further specifies the type of transaction.	PaymentTypeInformation26	Not allocated here (i.e. at payment information level)
2	RequestedExecutionDate	<ReqdExctnDt>	[1..1]	Requested execution date expressed as date or date with time.	DateAndDateTime2Choice_GBIC	
3	Date	<Dt>	[1..1]	Execution date expressed as date.	ISODate	Date of execution requested by the customer. In case a date is no business day the bank is authorised to indicate the subsequent business day as execution date. When the order reaches the bank after the declared cut-off time it is regarded as delivered at the subsequent business day. Banks are not obliged to execute order data which are delivered more than 15 calendar days BEFORE the requested execution date.
3	DateTime	<DtTm>	[1..1]	Execution date expressed as date with time.	ISODateTime	Not allocated
2	PoolingAdjustmentDate	<PoolgAdjstmntDt>	[0..1]	Date for value date corrections from cash pooling	ISODate	Not allocated
2	Debtor	<Dbtr>	[1..1]	Refer to 3.1.4		
2	DebtorAccount	<DbtrAcct>	[1..1]	Account of the payer (debtor)	CashAccount38_GBIC_1	
3	Identification	<Id>	[1..1]	Identification of the account between the account owner and the account servicer.	AccountIdentification4Choice_GBIC_1	

DFÜ Agreement

Appendix 3: Specification of Data Formats

	Name	XML Tag	Occurrences	Definition	Type	DK-Rules
4	IBAN	<IBAN>	[1..1]	International Bank Account Number (IBAN)	IBAN2007Identifier	To be allocated with a valid IBAN (International Bank Account Number). This can have a maximum of 34 characters.
4	Other	<Othr>	[1..1]	Other account identification	GenericAccountIdentification1_GBIC_1	May only be used if no IBAN exists / is known.
5	Identification	<Id>	[1..1]	Identification	Max34Text	
5	SchemeName	<SchemeName>	[0..1]	Scheme name	AccountSchemeName1Choice	Not allocated
5	Issuer	<Issr>	[0..1]	Issuer of the scheme	Max35Text	Not allocated
3	Type	<Tp>	[0..1]	Account type	CashAccountType2Choice	Not allocated
3	Currency	<Ccy>	[1..1]	Account currency	ActiveOrHistoricCurrencyCode	Must be used i.e. occurrences according to DK: [1..1] .
3	Name	<Nm>	[0..1]	Account name	Max70Text	Not allocated
3	Proxy	<Prxy>	[0..1]	Alternate identifier for the account	ProxyAccountIdentification1_GBIC_1	An indication is only permitted as an additional indication and only after bilateral agreement with the ZDL
4	Type	<Tp>	[0..1]	Type of substitute identification	ProxyAccountType1Choice	
5	Code	<Cd>	[1..1]	In a coded form	ExternalProxyAccountType1Code	
5	Proprietary	<Prtry>	[1..1]	In a proprietary form	Max35Text	
4	Identification	<Id>	[1..1]	Identification of the Proxy	Max320Text	Only 320 characters permitted.
2	DebtorAgent	<DbtrAgt>	[1..1]	Financial institution servicing an account for the debtor.	BranchAndFinancialInstitutionIdentification6_GBIC_1	

DFÜ Agreement

Appendix 3: Specification of Data Formats

	Name	XML Tag	Occurrences	Definition	Type	DK-Rules
3	FinancialInstitutionIdentification	<FinInstnId>	[1..1]	Unique and unambiguous identifier of a financial institution, as assigned under an internationally recognised or proprietary identification scheme.	FinancialInstitutionIdentification18_GBIC_1	Either the BIC under <BICFI> or alternatively the constant NOTPROVIDED under <Othr><Id>. NOTPROVIDED is only permitted if the payer account (Debtor account) is specified as IBAN.
3	BranchIdentification	<BrnchId>	[0..1]	Branch of the payment service provider	BranchData3	Not allocated
2	DebtorAgentAccount	<DbtrAgtAct>	[0..1]	Account of the payment service provider	CashAccount38	Not allocated
2	InstructionForDebtorAgent	<InstrForDbtrAgt>	[0..1]	Further processing instructions for the entire bulk (payment information block)	Max140Text	Not allocated
2	UltimateDebtor	<UltmtDbtr>	[0..1]	Ultimate debtor other than the account holder. For information only.	PartyIdentification135_GBIC_2	If a value is allocated to this element group, then the corresponding element group on the level of the transaction details may not be used.
3	Name	<Nm>	[1..1]	Ultimate debtor's name	Max140Text	If address details are provided, a name must also be given here.
3	PostalAddresses	<PstlAdr>	[1..1]	Refer to 3.1.5		If a name is provided, address details must also be given <u>in the case of Non EEA states</u> .
3	Identification	<Id>	[0..1]	Eindeutige Identifizierungsmerkmale für eine Person oder Gruppe	Party38Choice_GBIC_2	The group <OrgId><Othr> or <PrvtId><Othr> may exist at most twice
3	CountryOfResidence	<CtryOfRes>	[0..1]	Country in which the ultimate debtor lives.	CountryCode	If a country has been specified within the postal address mentioned above, the element here may only be

DFÜ Agreement

Appendix 3: Specification of Data Formats

	Name	XML Tag	Occurrences	Definition	Type	DK-Rules
						allocated if it is different.
3	ContactDetails	<CtctDtls>	[0..1]	Contact details of the ultimate debtor	Contact4	Not allocated
2	ChargeBearer	<ChrgBr>	[0..1]	Charge bearer; specifies which party/parties will bear the charges	ChargeBearerType1Code	Not allocated
2	ChargesAccount	<ChrgsAcct>	[0..1]	Charges account	CashAccount38_GBIC_1	It is recommended that this element group is only used if the account used for charging purposes is different from the debtor account. May only be used if agreed with the payment service provider.
3	Identification	<Id>	[1..1]	Account identification	AccountIdentification4Choice_GBIC_1	
4	IBAN	<IBAN>	[1..1]	International Bank Account Number (IBAN)	IBAN2007Identifier	To be allocated with a valid IBAN (International Bank Account Number). This can have a maximum of 34 characters.
4	Other	<Othr>	[1..1]	Other account identification	GenericAccountIdentification1_GBIC_1	May only be used if no IBAN exists / is known.
5	Identification	<Id>	[1..1]	Identification	Max34Text	
5	SchemeName	<SchmeNm>	[0..1]	Scheme Name	AccountSchemeName1Choice	Not allocated
5	Issuer	<Issr>	[0..1]	Issuer	Max35Text	Not allocated
3	Type	<Tp>	[0..1]	Account type	CashAccountType2Choice	Not allocated
3	Currency	<Ccy>	[1..1]	Account currency	ActiveOrHistoricCurrencyCode	If a specific charge account is used, this element must be allocated.

DFÜ Agreement

Appendix 3: Specification of Data Formats

	Name	XML Tag	Occurrences	Definition	Type	DK-Rules
3	Name	<Nm>	[0..1]	Account name	Max70Text	Not allocated
3	Proxy	<Prxy>	[0..1]	Alternate identifier for the account	ProxyAccountIdentification1_Gbic_1	
2	ChargesAccountAgent	<ChrgsAcctAgt>	[0..1]	Payment service provider servicing the charges account, if different from debtor agent	BranchAndFinancialInstitutionIdentification6	Not allocated
2	CreditTransferTransactionInformation	<CdtTrfTxInf>	[1..n]	Refer to 3.1.6		

3.1.4 Debtor

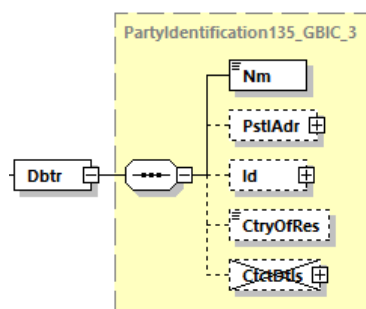


Diagram 75: pain.001.001.09, Debtor

Definition

Payer: Party that owes an amount of money to the (ultimate) creditor.

XML-Tag

<Dbtr>

Occurrences

[1..1]

DFÜ Agreement

Appendix 3: Specification of Data Formats

Rules

	Name	XML Tag	Occurrences	Definition	Type	DK-Rules
3	Name	<Nm>	[1..1]	Name	Max140 Text	The name account holder is to be allocated to this element, i.e. occurrences according to DK: [1..1].
3	PostalAddresses	<PstlAdr>	[0..1]	Refer to 3.1.5		Always to be allocated if the payment information block contains checks, i.e. <PmtMtd> = CHK and at least one of the checks of the collector should be delivered to the debtor, i.e. <CdtTrfTxInf> <ChqInstr><DlvryMtd> = MLDB, CRDB or RGDB see also chapter 3.1.12.2)
3	Identification	<Id>	[0..1]	Unique and unambiguous identification of a person or a group	Party38 Choice_GBIC_2	<u>Assignment only permitted in the case of bilateral agreement with the ZDL.</u> The group <Orgld><Othr> or <Prvtld><Othr> may exist at most twice
3	CountryOfResidence	<CtryOfRes>	[0..1]	Country of residence of the debtor	Country Code	If a country has been specified within the postal address mentioned above, the element here may only be allocated if it is different. If no country has been specified in the postal address, then the information here is mandatory.
3	ContactDetails	<CtctDtls>	[0..1]	Contact details of the debtor	Contact 4	Not allocated

3.1.5 Postal Address

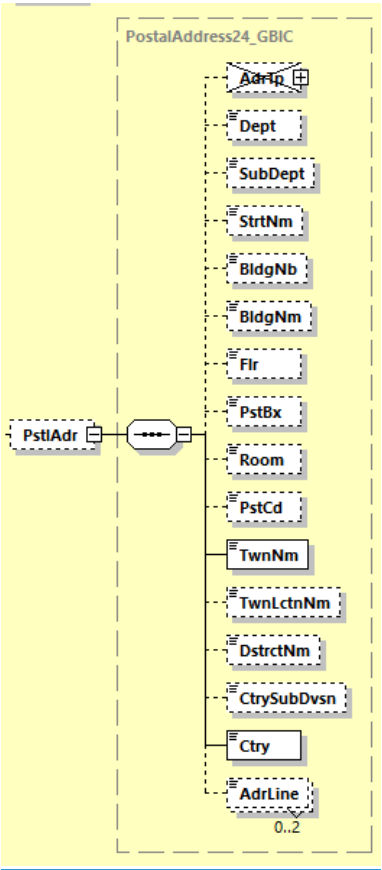


Diagram 76: pain.001.001.09, Postal Address

Definition

Postal address - If a postal address is provided, all information available to the client should be given. The minimum information for certain parties is signified in the rules column. From ~~23 November 2025, 11/2025~~, semi-structured (hybrid) address assignment is permitted, i.e. in addition to the mandatory city/country information, additional information may also be provided in the free text lines, i.e. in <AdrLine>. However, it is still recommended to use the structured elements provided for this purpose (e.g. <StrtNm> for specifying a street). ~~DK-TVS will reopen the address lines for this purpose from 11/2025.~~

DFÜ Agreement

Appendix 3: Specification of Data Formats

Note: This element group is referred to several times. The nesting level (see first column of the table) of the elements is to be understood here in such a way that the number given here is to be added to the respective position in the schema. These tables are therefore marked with a plus sign in the column heading.

XML-Tag

<PstlAdr>

Occurrences

[0..1]

Rules

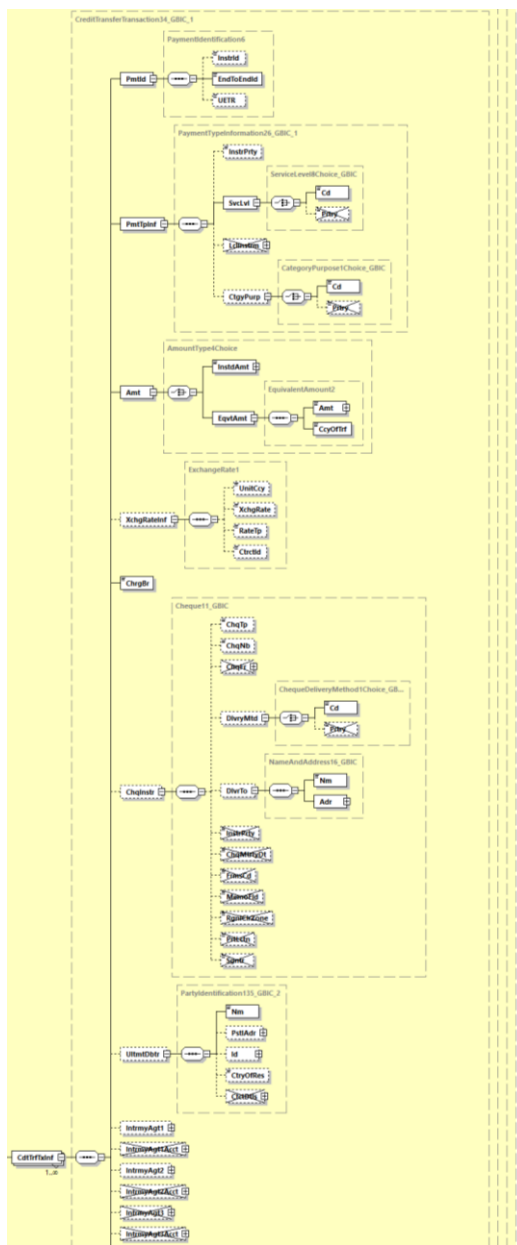
+	Name	XML Tag	Occurrences	Definition	Type	DK-Rules
1	AddressType	<AdrTp>	[0..1]	Address type	AddressType3Choice	Not allocated
1	Department	<Dept>	[0..1]	Department	Max70Text	
1	SubDepartment	<SubDept>	[0..1]	SubDepartment	Max70Text	
1	StreetName	<StrtNm>	[0..1]	StreetName	Max70Text	
1	BuildingNumber	<BldgNb>	[0..1]	Building number	Max16Text	
1	BuildingName	<BldgNm>	[0..1]	Building name	Max35Text	
1	Floor	<Flr>	[0..1]	Floor	Max70Text	
1	PostBox	<PstBx>	[0..1]	PostBox	Max16Text	
1	Room	<Room>	[0..1]	Room	Max70Text	
1	PostCode	<PstCd>	[0..1]	Post code	Max16Text	
1	TownName	<TwnNm>	[1..1]	Town name	Max35Text	Is mandatory to provide i.e. occurrences according to DK: [1..1]
1	TownLocationName	<TwnLctnNm>	[0..1]	Town location	Max35Text	
1	DistrictName	<DstrctNm>	[0..1]	District	Max35Text	
1	CountrySubDivision	<CtrySubDvsn>	[0..1]	Country subdivision	Max35Text	

DFÜ Agreement

Appendix 3: Specification of Data Formats

+	Name	XML Tag	Occurrences	Definition	Type	DK-Rules
1	Country	<Ctry>	[1..1]	country	CountryCode	Is mandatory to provide i.e. occurrences according to DK: [1..4]
1	AddressLine	<AdrLine>	[0.. 27]	Further address details in free format	Max70Text	Is not allocated.

3.1.6 Credit Transfer Transaction Information



pain.001.001.09, Credit Transfer Transaction Information (Continuation see next page)

DFÜ Agreement

Appendix 3: Specification of Data Formats

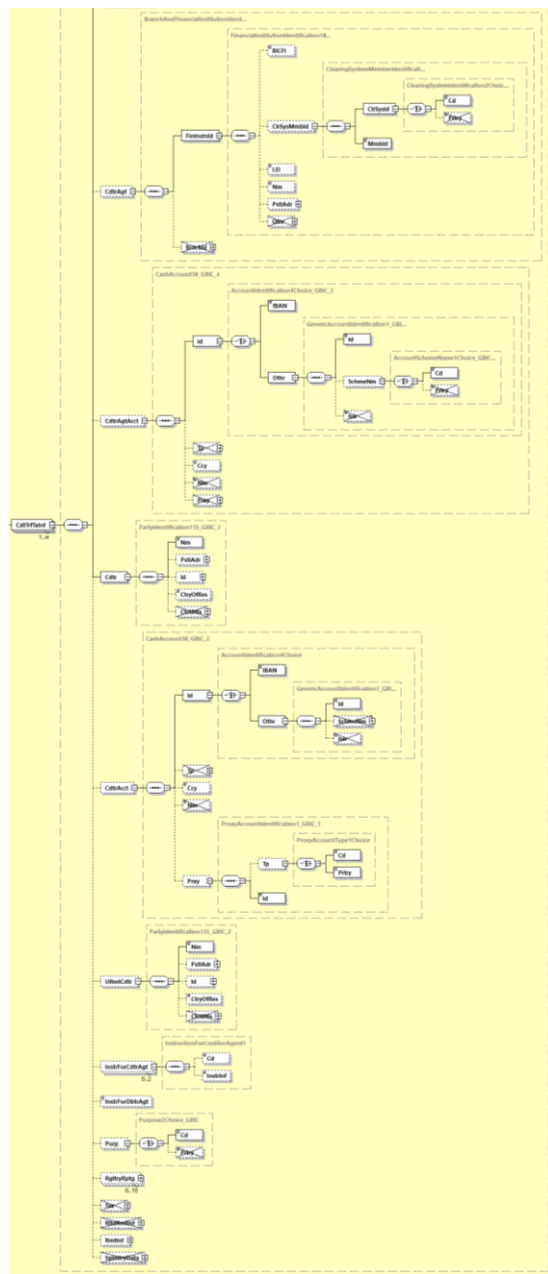


Diagram 77: pain.001.001.09, Credit Transfer Transaction Information

DFÜ Agreement

Appendix 3: Specification of Data Formats

Definition

Single Transaction

XML-Tag

<CdtTrfTxInf>

Occurrences

[1..n]

Rules

	Name	XML Tag	Occurrences	Definition	Type	DK-Rules
3	PaymentIdentification	<PmtId>	[1..1]	Set of elements to reference a payment instruction.	PaymentIdentification6	
4	InstructionIdentification	<InstrId>	[0..1]	Unique identification as assigned by an instructing party for an instructed party to unambiguously identify the instruction.	Max35Text	This field should only be used by a technical service provider that allocates to the field its own reference.
4	EndToEndIdentification	<EndToEndId>	[1..1]	Unique identification assigned by the initiating party to unambiguously identify the transaction. This identification is passed on, unchanged, throughout the entire end-to-end chain.	Max35Text	We recommend allocating each credit transfer with an unambiguous reference. If no reference was given, only NOTPROVIDED is allowed.
4	UETR	<UETR>	[0..1]	Unique transaction reference according to RFC 4122	UUIDv4Identifier	May be indicated only subject to bilateral agreement
3	PaymentTypeInformation	<PmtTpInf>	[1..1]	Type of transaction	PaymentTypeInformation26_GBIC_1	Is mandatory at this level, i.e. occurrences according to DK [1..1]

DFÜ Agreement

Appendix 3: Specification of Data Formats

	Name	XML Tag	Occurrences	Definition	Type	DK-Rules
4	InstructionPriority	<InstrPrty>	[0..1]	Indicator of the urgency or order of importance to apply to the processing of the instruction.	Priority2Code	Permitted codes: HIGH and NORM . If not otherwise agreed upon with the financial institution, NORM is always assumed (i.e. HIGH is ignored). This information has no impact on the settlement system used (e.g. TARGET2).
4	ServiceLevel	<SvcLvl>	[1..1]	Agreement or rules according to which the transaction is to be processed.	ServiceLevel8Choice_GBIC	May be used only once, i.e. occurrences according to DK [1..1] .
5	Code	<Cd>	[1..1]	Identification of a pre-agreed level of service between the parties in a coded form.	ExternalServiceLevel1Code_GBIC_1	Only the values NURG (Non-Urgent Payment), URGP (Urgent Payment) and SDVA (Same Day Value) are permitted. Only URGP may be used for same-day urgent payments in euros. In the case of cheque payments (i.e. PaymentMethod CHK , see above) only NURG is permitted.
5	Proprietary	<Prtry>	[1..1]	Servicelevel in proprietary form	Max35Text	Not allocated
4	LocalInstrument	<LclInstrm>	[0..1]	local instrument	LocalInstrument2Choice	Not allocated
4	CategoryPurpose	<CtgyPurp>	[0..1]	Specifies the purpose of the instruction based on a set of predefined categories	CategoryPurpose1Choice_GBIC	
5	Code	<Cd>	[1..1]	in coded form	ExternalCategoryPurpose1Code	e.g. CORT (cover transaction) or INTC (intercompany payment)
5	Proprietary	<Prtry>	[1..1]	In proprietary form	Max35Text	Not allocated

DFÜ Agreement

Appendix 3: Specification of Data Formats

	Name	XML Tag	Occurrences	Definition	Type	DK-Rules
3	Amount	<Amt>	[1..1]	Amount	AmountType4Choice	The amount is expressed either as instructed amount or or as an countervalue payment.
4	InstructedAmount	<InstdAmt>	[1..1]	Instructed amount	ActiveOrHistoricCurrencyAndAmount	The instructed currency is mandatory (as attribute as ISO 4217 code).
4	EquivalentAmount	<EqvtAmt>	[1..1]	Amount of the countervalue payment expressed in the currency of the debtor account	EquivalentAmount2	
5	Amount	<Amt>	[1..1]	Amount	ActiveOrHistoricCurrencyAndAmount	The currency of the debtor account is mandatory (as attribute according to ISO 4217). A currency deviating from Euro is only permissible if this has been agreed accordingly between the customer and the Bank.
5	CurrencyOfTransfer	<CcyOfTrf>	[1..1]	Currency of transfer	ActiveOrHistoricCurrencyCode	
3	ExchangeRateInformation	<XchgRateInf>	[0..1]	Exchange rate information	ExchangeRate1	The element group may only be used if this has been correspondingly agreed between customer and bank.
4	UnitCurrency	<UnitCcy>	[0..1]	Unit currency	ActiveOrHistoricCurrencyCode	
4	Exchangerate	<XchgRate>	[0..1]	Exchange rate	BaseOneRate	
4	RateType	<RateTp>	[0..1]	Rate type	ExchangeRateType1Code	
4	ContractIdentification	<CtrctId>	[0..1]	Reference to an (exchange rate) agreement	Max35Text	

DFÜ Agreement

Appendix 3: Specification of Data Formats

	Name	XML Tag	Occurrences	Definition	Type	DK-Rules
3	ChargeBearer	<ChrgBr>	[1..1]	Charge bearer; Code that means that certain rules apply.	ChargeBearerType1Code_GBIC_1	Must be allocated at this level, i.e. occurrence must be according to DK [1..1] . The permissible internal codes and their meaning are listed in chapter 3.1.12.1.
3	ChequeInstruction	<ChqInstr>	[0..1]	Cheque instruction information	Cheque11_GBIC	This element group may only be used for cheque payments, i.e. PaymentMethod = CHK.
4	ChequeType	<ChqTp>	[0..1]	Cheque type	ChequeType2Code	
4	ChequeNumber	<ChqNb>	[0..1]	Unique cheque number	Max35Text	The indication of a cheque number is only permitted subject to bilateral agreement
4	ChequeFrom	<ChqFr>	[0..1]	Indication of who ordered the issue of the cheque	NameAndAddress16	Not allocated
4	DeliveryMethod	<DlvryMtd>	[0..1]	Delivery method	ChequeDeliveryMethod1Choice_GBIC_1	

DFÜ Agreement

Appendix 3: Specification of Data Formats

	Name	XML Tag	Occurrences	Definition	Type	DK-Rules
5	Code	<Cd>	[1..1]	in coded form	ChequeDelivery1Code_GBIC	<p>Unless otherwise bilaterally agreed with the payer's bank, the payer's bank shall decide how a check is delivered to the designated party. In particular, a bilateral agreement is also required for the codes PUDB and PUCD, otherwise the code will be sent to the party by post in this case as well.</p> <p>If the element is not allocated, delivery to the client (debtor) is assumed by default.</p> <p>The permissible internal codes and their meaning are listed in chapter 3.1.12.2.</p>
5	Proprietary	<Prtry>	[1..1]	In proprietary form	Max35Text	Not allocated
4	DeliverTo	<DlvrTo>	[0..1]	Party to which the debtor bank should send the cheque	NameAndAddress16_GBIC	<p>If the cheque is not to be sent to the beneficiary's or payer's postal address, please provide sufficient information here for delivery.</p> <p>Delivery addresses specified here are only taken into account if the codes MLCD, CRCD, PUCD or RGCD are used. This also applies in the case of delivery to the debtor side.</p> <p>For the delivery method MLDB, CRDB, RGDB or PUDB, see also Chapter 3.1.12.2 any information given here are ignored.</p>

DFÜ Agreement

Appendix 3: Specification of Data Formats

	Name	XML Tag	Occurrences	Definition	Type	DK-Rules
5	Name	<Nm>	[1..1]	Name	Max140Text	In the case of check payments, i.e. <PmtMtd> = CHK, the name can be a maximum of 70 characters long
5	Address	<Adr>	[1..1]	Refer to 3.1.5		In the case of check payments, i.e. <PmtMtd> = CHK, the address must be representable to 2x35 characters for mailing.
4	InstructionPriority	<InstrPrty>	[0..1]	Instruction priority	Priority2Code	Not allocated
4	ChequeMaturityDate	<ChqMtrtyDt>	[0..1]	Cheque maturity date	ISODate	Not allocated
4	FormsCode	<FrmsCd>	[0..1]	Cheque form in coded form (e.g. layout, company logo)	Max35Text	Not allocated
4	MemoField	<MemoFld>	[0..2]	Information to be printed on the cheque	Max35Text	Not allocated
4	RegionalClearingZone	<RgnlClrZone>	[0..1]	Regional clearing zone, if there is no domestic cheque clearing	Max35Text	Not allocated
4	PrintLocation	<PrtLctn>	[0..1]	Location where the cheque is printed	Max35Text	Not allocated
4	Signature	<Sgntr>	[0..5]	Signature to be printed on the cheque	Max70Text	Not allocated
3	UltimateDebtor	<UltmtDbtr>	[0..1]	Ultimate debtor, other than the account holder. For information only.	PartyIdentification135_GBIC_2	If a value is allocated to this field, then it is not allowed to use the element on the level of <PaymentInstructionInformation>.
4	Name	<Nm>	[1..1]	Name	Max140Text	If postal address is allocated, name must also be given
4	PostalAddress	<PstlAdr>	[0..1]	Refer to 3.1.5		If a name is allocated, address details must also be given <u>in the case of Non EEA states.</u>

DFÜ Agreement

Appendix 3: Specification of Data Formats

	Name	XML Tag	Occurrences	Definition	Type	DK-Rules
4	Identification	<Id>	[0..1]	Unambiguous name or number assigned by an entity to enable recognition of that entity	Party38Choice_GBIC_2	The <OrgId><Othr> or <PrvtId><Othr> group may exist a maximum of twice.
4	CountryOfResidence	<CtryOfRes>	[0..1]	Country of residence of the ultimate debtor	CountryCode	If a country has been specified within the postal address mentioned above, the element here may only be allocated if it is different.
4	ContactDetails	<CtctDtls>	[0..1]	Contact details of the ultimate debtor	ContactDetails4	Not allocated
3	IntermediaryAgent1	<IntrmyAgent1>	[0..1]	First intermediary agent	BranchAndFinancialInstitutionIdentification6_GBIC_2	This element group may only be used subject to a bilateral agreement between the customer and the bank, but only the element <BICFI> is permitted. In the case of check payments (that is, PaymentMethod CHK), this element group is not permitted.
3	IntermediaryAgent1Account	<IntrmyAgent1Acct>	[0..1]	Account of the first intermediary agent	CashAccount38	Not allocated
3	IntermediaryAgent2	<IntrmyAgent2>	[0..1]	Second intermediary agent	BranchAndFinancialInstitutionIdentification6_GBIC_2	This element group may only be used by bilateral agreement between the customer and the bank, but only the element <BICFI> is permitted. If it is used, IntermediaryAgent1 must also exist. In the case of check payments (that is, PaymentMethod CHK), this element group is not permitted.

DFÜ Agreement

Appendix 3: Specification of Data Formats

	Name	XML Tag	Occurrences	Definition	Type	DK-Rules
3	IntermediaryAgent2Account	<IntrmyAg t2Acct>	[0..1]	Account of the second intermediary agent	CashAccount38	Not allocated
3	IntermediaryAgent3	<IntrmyAg t3>	[0..1]	Third intermediary agent	BranchAndFinancialInstitutionIdentification6	Not allocated
3	IntermediaryAgent3Account	<IntrmyAg t3Acct>	[0..1]	Account of the third intermediary agent	CashAccount38	Not allocated
3	CreditorAgent	<CdtrAg>	[0..1]	Creditor agent	BranchAndFinancialInstitutionIdentification6_GBIC_3	Only in exceptional cases and subject to prior agreement between creditor und creditor agent
4	FinancialInstitutionIdentification	<FinInstnl d>	[1..1]	Unique and unambiguous identifier of a financial institution	FinancialInstitutionIdentification18_GBIC_3	The following minimum specifications for identifying the recipient bank are permissible: 1) <BICFI> 2) <Nm> and <PstlAdr> (with city and country at least assigned)
5	BICFI	<BICFI>	[0..1]	Business Identifier Code	BICFIDec2014Identifier	This element should possibly be used. If provided, this is the leading information. In particular, the bank is not obliged to check whether additional structured Address details match the BIC.
5	ClearingSystemMemberIdentification	<ClrSysM mbld>	[0..1]	Identification for assignment to a clearing system	ClearingSystemMemberIdentification2_GBIC_1	
6	ClearingSystemIdentification	<ClrSysId >	[0..1]	Identification of the Clearing-system	ClearingSystemIdentification2Choice_GBIC_1	Must be specified if <ClrSysMmbld> is used.
7	Code	<Cd>	[1..1]	In a coded form	ExternalClearingSystemIdentification1Code	The external code list is listed below this table in a separate Table 1.

DFÜ Agreement

Appendix 3: Specification of Data Formats

	Name	XML Tag	Occurrences	Definition	Type	DK-Rules
7	Proprietary	<Prtry>	[1..1]	In a proprietary form	Max35Text	Is not allocated
6	MemberIdentification	<Mmbld>	[1..1]	Identification	Max35Text	National bank code
5	LEI	<LEI>	[0..1]	Legal Entity Identifier (LEI)	LEIIdentifier	
5	Name	<Nm>	[0..1]	Name	Max140Text	If postal address is allocated, name must also be given
5	PostalAddress	<PstlAdr>	[0..1]	Refer to 3.1.5		If name is allocated, postal address must also be given.
5	Other	<Othr>	[0..1]	Other identification	GenericFinancialIdentification1	Not allocated
4	BranchIdentification	<BrnchId>	[0..1]	Branch identification	BranchData3	Not allocated
3	CreditorAgentAccount	<CdtrAgtAcct>	[0..1]	Creditor agent account	CashAccount38_GBIC_4	After bilateral agreement with the ZDL, use of the element group for additional information on the creditor agent in the case of the minimum allocation (name and address) specified under <FinInstnId> under 2). The specification is made under <Id><Othr><Id> and <Id><Othr><SchmNm><Cd> This element group may only be used for other purposes in exceptional cases and after prior agreement between creditor and creditor agent
4	Identification	<Id>	[1..1]	Account identification	AccountIdentification4Choice_GBIC_2	
5	IBAN	<IBAN>	[1..1]	International Bank Account Number (IBAN)	IBAN2007Identifier	If a creditor agent account is specified, this element should be possibly used.

DFÜ Agreement

Appendix 3: Specification of Data Formats

	Name	XML Tag	Occurrences	Definition	Type	DK-Rules
5	Other	<Othr>	[1..1]	Account identification other than IBAN	GenericAccountIdentification1_GB_IC_2	
6	Identification	<Id>	[1..1]	Account identification	Max34Text	Alternative information - only if IBAN is not known Specification of an identifier for the creditor agent according to the coding systematics under <SchmeNm><Cd>
6	SchemeName	<SchmeNm>	[0..1]	Scheme name	AccountSchemeName1Choice_GBIC_1	This group may only be assigned if the submitter has agreed this bilaterally with his ZDL and <Nm> and <PstlAdr> of the creditor agent have also been specified
7	Code	<Cd>	[1..1]	In a coded form	ExternalAccountIdentification1Code	The external code list is listed below this table in a separate table 2
7	Proprietary	<Prtry>	[1..1]	In a proprietary form	Max35Text	Not allocated
6	Issuer	<Issr>	[0..1]	Issuer	Max35Text	Not allocated
4	Type	<Tp>	[0..1]	Type	CashAccountType2	Not allocated
4	Currency	<Ccy>	[0..1]	Currency	ActiveOrHistoricCurrencyCode	
4	Name	<Nm>	[0..1]	Name	Max70Text	Not allocated
4	Proxy	<Prxy>	[0..1]	Proxy	ProxyAccountIdentification1	Not allocated
3	Creditor	<Cdtr>	[1..1]	Refer to 3.1.7		It is mandatory, i.e. occurrences according to DK [1..1] .

DFÜ Agreement

Appendix 3: Specification of Data Formats

	Name	XML Tag	Occurrences	Definition	Type	DK-Rules
3	CreditorAccount	<CdtrAcct>	[0..1]	Creditor account	CashAccount38_GBIC_2	Must generally not be allocated in the case of cheque payments (i.e. PaymentMethod CHK) In the case of credit transfers (PaymentMethod TRF) the assignment is mandatory, unless the instruction code CHQB (in element group <InstrForCdtrAgt>) is used. In this case, assignment is not permitted.
4	Identification	<Id>	[1..1]	Account identification	AccountIdentification4Choice	
5	IBAN	<IBAN>	[1..1]	International Bank Account Number (IBAN)	IBAN2007Identifier	If a creditor account is specified, this element should be possibly used
5	Other	<Othr>	[1..1]	Other account identification	GenericAccountIdentification1_GBIC_1	
6	Identification	<Id>	[1..1]	Account identification	Max34Text	Alternative information, only if IBAN is not known. If only one proxy is specified, NOTPROVIDED ist o be given her.
6	SchemeName	<SchemeNm>	[0..1]	Scheme name	AccountSchemeName1Choice	Not allocated
6	Issuer	<Issr>	[0..1]	Issuer	Max35Text	Not allocated
4	Type	<Tp>	[0..1]	Type	CashAccountType2	Not allocated
4	Currency	<Ccy>	[0..1]	Currency	ActiveOrHistoricCurrencyCode	An allocation is recommended, as far as it is known.
4	Name	<Nm>	[0..1]	Name	Max70Text	Not allocated

DFÜ Agreement

Appendix 3: Specification of Data Formats

	Name	XML Tag	Occurrences	Definition	Type	DK-Rules
4	Proxy	<Prxy>	[0..1]	alternative identification of the account (proxy)	ProxyAccountIdentification1_GBIC_1	An assignment of this structure can serve as an entry assistance for the submitter. The proxy specification is ignored if an account is specified, i.e. either an IBAN is specified or <Othr><Id> is not assigned NOTPROVIDED. It always applies: The specification of a proxy must be agreed bilaterally.
5	Type	<Tp>	[0..1]	Type of alternative identification (proxy)	ProxyAccountType1Choice	
6	Code	<Cd>	[1..1]	In coded form	ExternalProxyAccountType1Code	The following information is possible: TELE (telephone number), EMAL (e-mail address) and DNAM (Internet domain)
6	Proprietary	<Prtry>	[1..1]	In proprietary form	Max7035Text	An allocation is not recommended
5	Identification	<Id>	[1..1]	Proxy-Id	Max320Text	e.g. mobile number Only 320 characters allowed.
3	UltimateCreditor	<UltmtCdr>	[0..1]	Ultimate creditor - For information only	PartyIdentification135_GBIC_2	For payment method CHK this element group is not allowed
4	Name	<Nm>	[1..1]	Name (of ultimate creditor)	Max140Text	If postal address is allocated, name must also be given.
4	PostalAddress	<PstlAdr>	[0..1]	Refer to 3.1.5		If name is allocated, postal address must also be given <u>in the case of non EEA states</u> .
4	Identification	<Id>	[0..1]	Unambiguous name or number assigned by an entity to enable recognition of that entity	Party38Choice_GBIC_2	. The <Orgld><Othr> or <Prvtld><Othr> group may exist a maximum of twice
4	CountryOfResidence	<CtryOfRes>	[0..1]	Country of residence (of the ultimate creditor)	CountryCode	If a country has been specified within the above-mentioned postal address, then only one entry should be made here if the

DFÜ Agreement

Appendix 3: Specification of Data Formats

	Name	XML Tag	Occurrences	Definition	Type	DK-Rules
						country differs from it.
4	ContactDetails	<CtctDtls>	[0..1]	Contact details (of the ultimate creditor)	Contact4	Not allocated
3	InstructionForCreditorAgent	<InstrForCdrAg>	[0..2]	Instruction for the creditor agent in free format	InstructionForCreditorAgent1	A maximum of two instructions may be given, i.e. occurrences according to DK [0..2] .
4	Code	<Cd>	[0..1]	Instruction code	Instruction3Code	See chapter 3.1.12.3 for the possible codes and their usage rules
4	InstructionInformation	<InstrInf>	[0..1]	Instruction information in free format	Max140Text	The information given here must refer to the instruction code, e.g. a telephone number in the case <Cd> = PHOB
3	InstructionForDebtorAgent	<InstrForDbtrAg>	[0..1]	Instruction for the debtor agent in free format	Max140Text	Use only after consultation with the bank (of the debtor). If, for example, the payer wishes to provide his PSP with the payee's contact details, these must be entered here.
3	Purpose	<Purp>	[0..1]	Purpose of payment	Purpose2Choice_GBIC	
4	Code	<Cd>	[1..1]	In coded form	ExternalPurpose1Code	
4	Proprietary	<Prtry>	[1..1]	In proprietary form	Max35Text	Not allocated
3	RegulatoryReporting	<RgltryRptg>	[0..10]	Refer to 3.1.8		If the regulatory requirements (in particular those of the recipient country) require certain information, this should be provided here.

DFÜ Agreement

Appendix 3: Specification of Data Formats

	Name	XML Tag	Occurrences	Definition	Type	DK-Rules
3	Tax	<Tax>	[0..1]	Tax	TaxInformation3	Not allocated. Note: Any tax information can be obtained via Remittance Information
3	RelatedRemittanceInformation	<RltdRmtlnf>	[0..10]	Notes on the transmission of information in the process chain	RemittanceLocation7	Not allocated
3	RemittanceInformation	<Rmtlnf>	[0..1]	Refer to 3.1.9		Either only <Ustrd> or only <Strd> may be used.
3	Supplementary Data	<SplmtryData>	[0..n]	Supplementary data concerning the transaction	SupplementaryData1	Not allocated

Table 1: Under ExternalClearingSystemIdentification1Code the codes can be specified according to the following systematics:

Code	Systematic
ATBLZ	AustrianBankleitzahl
AUBSB	AustralianBankStateBranchCodeBSB
CACPA	CanadianPaymentsAssociationPaymentRoutingNumber
CHBCC	SwissFinancialInstitutionIdentificationShort
CHSIC	SwissFinancialInstitutionIdentificationLong
CNAPS	CNAPSIdentifier
CNCIP	CrossBorderInterbankPaymentSystem
DEBLZ	GermanBankleitzahl
ESNCC	SpanishDomesticInterbankingCode
GBDSC	UKDomesticSortCode
GRBIC	HellenicBankIdentificationCode
HKNCC	HongKongBankCode
IENCC	IrishNationalClearingCode

DFÜ Agreement

Appendix 3: Specification of Data Formats

INFSC	IndianFinancialSystemCode
ITNCC	ItalianDomesticIdentificationCode
JPZGN	JapanZenginClearingCode
MZBMO	BancoDeMocambiqueRTGS
NZRSA	NewZealandRTGSClearingCode
NZNCC	NewZealandNationalClearingCode
PLKNR	PolishNationalClearingCode
PTNCC	PortugueseNationalClearingCode
RUCBC	RussianCentralBankIdentificationCode
SESBA	SwedenBankgiroClearingCode
SGIBG	IBGSortCode
THCBC	ThaiCentralBankIdentificationCode
TWNCC	FinancialInstitutionCode
USABA	UnitedStatesRoutingNumberFedwireNACHA
USPID	CHIPSParticipantIdentifier
ZANCC	SouthAfricanNationalClearingCode

Table 2: Under ExternalAccountIdentification1Code the codes can be specified according to the following systematics:

Code	Systematic
AIIN	IssuerIdentificationNumber
BBAN	BBANIdentifier
CUID	CHIPSUniversalIdentifier
UPIC	UPICIdentifier

DFÜ Agreement

Appendix 3: Specification of Data Formats

3.1.7 Creditor

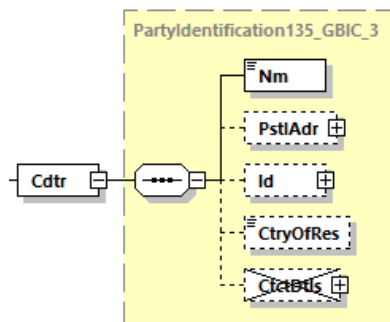


Diagram 78: pain.001.001.09, Creditor

Definition

Creditor / Cheque recipient

XML-Tag

<Crdtr>

Occurrences

[0..1]

DFÜ Agreement

Appendix 3: Specification of Data Formats

Rules

	Name	XML Tag	Occurrences	Definition	Type	DK- Rules
4	Name	<Nm>	[1..1]	Name	Max140Text	<p>The name of the Creditor must be indicated in this element.</p> <p>In the case of check payments, i.e. <PmtMtd> = CHK, the name may be a maximum of 70 characters long</p> <p>In the case of order cheques, this is the order reference (relevant for cheque encashment). If the cheque is to be delivered to a different person / address, the details can be found under <CdtTrfTxInf> <ChqInstr> <DlvrTo></p>
4	PostalAddresses	<PstlAdr>	[0..1]	Refer to 3.1.5		<p>Allocation is recommended for transfers.</p> <p>It is mandatory for check payments, even if a different delivery address is specified under <DlvrTo></p> <p>, Then this information will be ignored for the cheque delivery if a different address has been given under <DlvrTo>.</p> <p>In the case of check payments, i.e. <PmtMtd> = CHK, the address must be representable to 2x35 characters for mailing</p>

DFÜ Agreement

Appendix 3: Specification of Data Formats

	Name	XML Tag	Occurrences	Definition	Type	DK- Rules
4	Identification	<Id>	[0..1]	Unambiguous identifiers for an organisation or person	Party38C hoice_GB IC_2	The <OrgId><Othr> or <PrvtId><Othr> group may exist a maximum of twice
4	CountryOfResidence	<CtryOfRes>	[0..1]	Country	CountryCode	If a country has been specified within the above-mentioned postal address, then only one entry should be made here if the country differs from it. If no country has been specified in the postal address, then the information here is mandatory.
4	ContactDetails	<CtctDtls>	[0..1]	Contact data of the creditor	ContactDetails2	Not allocated

3.1.8 Regulatory Reporting

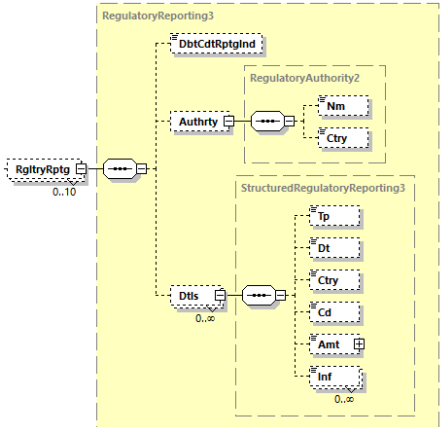


Diagram 79: pain.001.001.09, Regulatory Reporting

Definition

Regulatory information

DFÜ Agreement

Appendix 3: Specification of Data Formats

XML-Tag

<RgltryRptg>

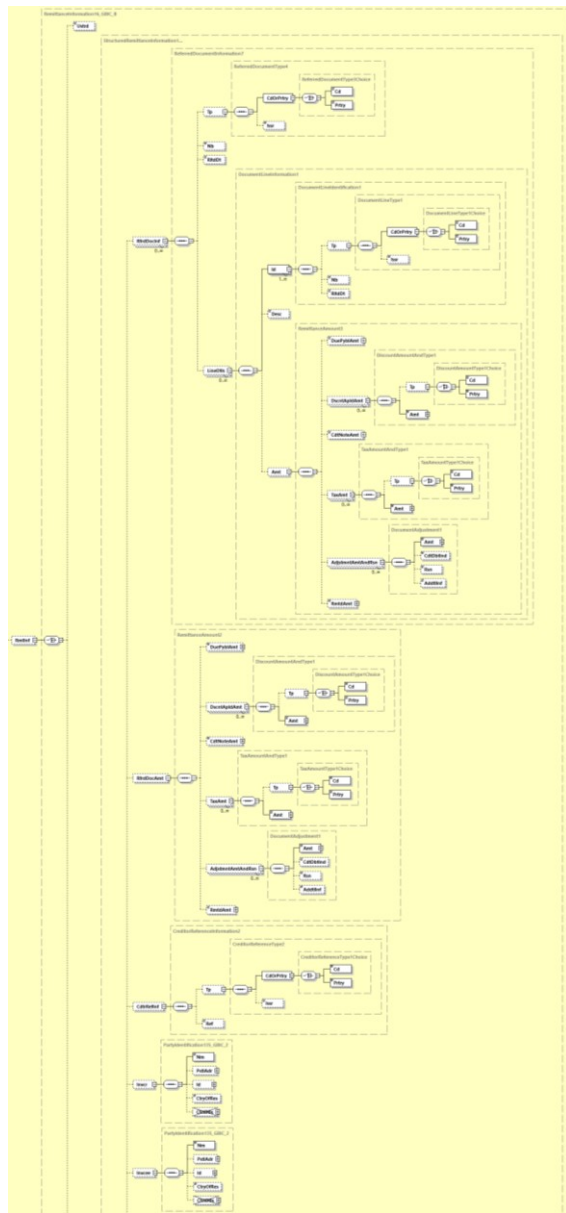
Occurrences

[0..10]

Rules

	Name	XML Tag	Occurrences	Definition	Type	DK- Rules
4	DebitCreditReportingIndicator	<DbtCdtRptgInd>	[0..1]	Describes to which party the reporting refers	Regulatory ReportingType1Code	CRED, DEBT or BOTH
4	Authority	<Authrty>	[0..1]	Authority that requires the regulatory reporting information	Regulatory Authority2	
5	Name	<Nm>	[0..1]	Name of authority	Max140Text	
5	Country	<Ctry>	[0..1]	Country of authority	CountryCode	
4	Details	<Dtls>	[0..n]	Structured detailed information	Structured Regulatory Reporting3	
5	Type	<Tp>	[0..1]	Type of information	Max35Text	
5	Date	<Dt>	[0..1]	Date of information	ISODate	
5	Country	<Ctry>	[0..1]	Country specified	CountryCode	
5	Code	<Cd>	[0..1]	Nature, purpose and reason	Max10Text	
5	Amount	<Amt>	[0..1]	Amount of money to be reported for the regulatory and statutory requirements	ActiveOrHistoricCurrencyAndAmount	
5	Information	<Inf>	[0..n]	Additional details that cater for specific domestic regulatory requirements	Max35Text	

3.1.9 Remittance Information



pain.001.001.09, Remittance Information (continues on next page)

DFÜ Agreement

Appendix 3: Specification of Data Formats

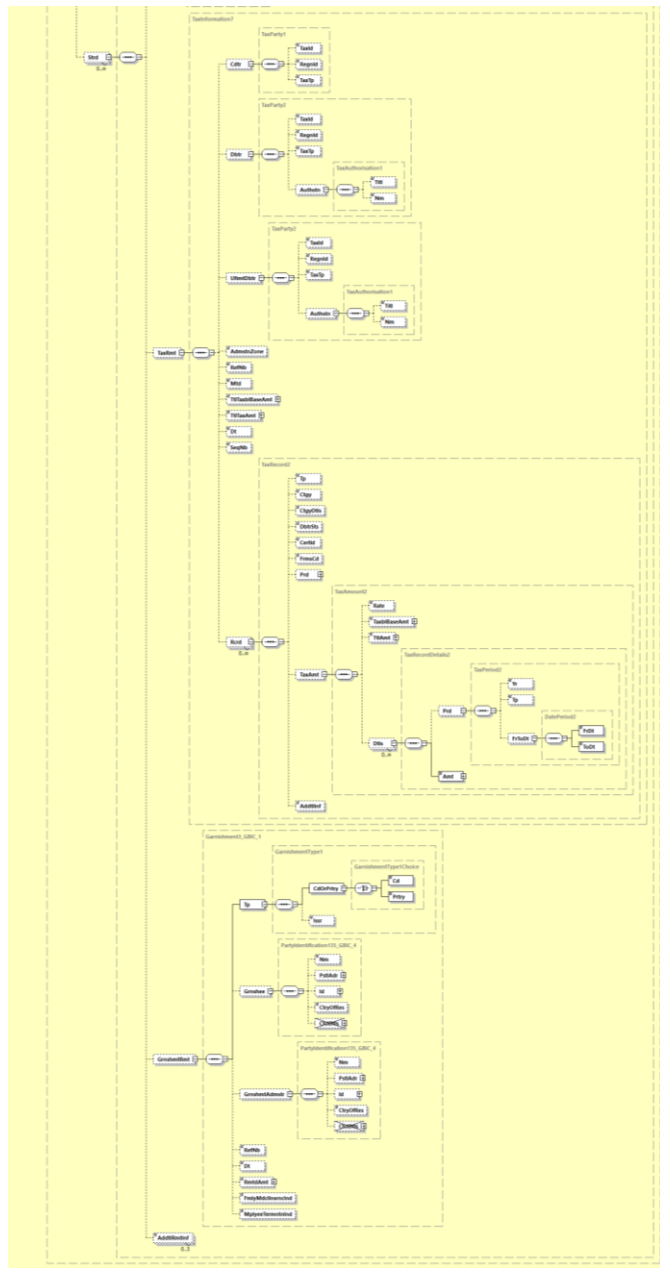


Diagram 80: pain.001.001.09, Remittance Information

DFÜ Agreement

Appendix 3: Specification of Data Formats

Definition

Remittance information

XML-Tag

<RmtInf>

Occurrences

[0..1]

Rules

	Name	XML Tag	Occurrences	Definition	Type	DK- Rules
4	Unstructured	<Ustrd>	[0..n]	Unstructured information	Max140Text	This element may only be used once
4	Structured	<Strd>	[0..n]	Structured information	Structure dRemittanceInformation16_G BIC_B	<p>This element group may only be used more than once by agreement with your own PSP (payer bank). With ServiceLevel URGP, this group may only be used once.</p> <p>In any case, i.e. even if this group is only used once, it is always recommended to consult with the payee and their payment service provider.</p> <p>In total, a maximum of 9000 characters may be used (exclusive XML tags).</p>

DFÜ Agreement

Appendix 3: Specification of Data Formats

	Name	XML Tag	Occurrences	Definition	Type	DK- Rules
5	ReferredDocumentInformation	<RfrdDocInf>	[0..n]	Identification an content of the referred document	Referred Document Information7	In this element group information on a document that is related to the credit transfer may be allocated. There are no plausibility checks by the pyment service provider (especially between the amounts specified here and the transfer amount).
6	Type	<Tp>	[0..1]	Type of document	Referred Document Type4	
7	CodeOrProprietary	<CdOrPrtry>	[1..1]	Coded or proprietary details of the referred document	Referred Document Type3Choice	It is recommended to prefer the coded form
8	Code	<Cd>	[1..1]	Coded form	Document Type6Code	e.g. CINV (it's an invoice)
8	Proprietary	<Prtry>	[1..1]	Proprietary form	Max35Text	
7	Issuer	<Issr>	[0..1]	Issuer of type code	Max35Text	
6	Number	<Nb>	[0..1]	Document number	Max35Text	e.g. invoice number
6	RelatedDate	<RldDt>	[0..1]	Date of the document	ISODate	e.g. invoice date
6	LineDetails	<LineDtls>	[0..n]	Set of element used to provide the content of the referred document line / part of the entire document	Document LineInformation1	Instead of single segments, the information in this element group can also refer to the entire document. In this case, the group occurs only once.
7	Identification	<Id>	[1..n]	Provides identification of the document line / part of the document	Document LineIdentification1	
8	Type	<Tp>	[0..1]	Type of identification	Referred Document Type4	
9	CodeOrProprietary	<CdOrPrtry>	[1..1]	Coded or proprietary details of the identification	Referred Document Type3Choice	

DFÜ Agreement

Appendix 3: Specification of Data Formats

	Name	XML Tag	Occurrences	Definition	Type	DK- Rules
10	Code	<Cd>	[1..1]	Coded form	ExternalDocumentLineType1Code	e.g. ADPI (referring to a product)
10	Proprietary	<Prtry>	[1..1]	Proprietary form	Max35Text	
9	Issuer	<Issr>	[0..1]	Issuer of the identification	ReferredDocumentType4	
8	Number	<Nb>	[0..1]	Number of information	Max35Text	e.g. a product number
8	RelatedDate	<RldDt>	[0..1]	Date associated with the referred document line	ISODate	
7	Description	<Desc>	[0..1]	Description associated with the referred document line / document part	Max35Text	A maximum of 35 characters is permitted
7	Amount	<Amt>	[0..1]	Amount associated with the referred document line / document part	RemittanceAmount3	
8	DuePayable Amount	<DuePayblAmt>	[0..1]	Amount specified in the document line/part is the exact amount due and payable to the creditor	ActiveOrHistoricCurrencyAndAmount	e.g. billing amount
8	DiscountAppliedAmount	<DscntApldAmt>	[0..n]	Amount of discount specified to be applied to the amount due and payable to the creditor	DiscountAmountAndType1	
9	Type	<Tp>	[0..1]	Type of discount	DiscountAmountType1Choice	
10	Code	<Cd>	[1..1]	In coded form	ExternalDiscountAmountType1Code	
10	Proprietary	<Prtry>	[1..1]	In proprietary form	Max35Text	
9	Amount	<Amt>	[1..1]	Amount which has been typed	ActiveOrHistoricCurrencyAndAmount	

DFÜ Agreement

Appendix 3: Specification of Data Formats

	Name	XML Tag	Occurrences	Definition	Type	DK- Rules
8	CreditNoteAmount	<CdtNoteAmt>	[0..1]	Amount of a credit note relating the document line / part	ActiveOrHistoricCurrencyAndAmount	
8	TaxAmount	<TaxAmt>	[0..n]	Amount of the tax relating the document line / part	TaxAmountType1	
9	Type	<Tp>	[0..1]	Type of tax	TaxAmountType1Choice	
10	Code	<Cd>	[1..1]	In coded form	ExternalTaxAmountType1Code	
10	Proprietary	<Prtry>	[1..1]	In proprietary form	Max35Text	
9	Amount	<Amt>	[1..1]	Tax amount	ActiveOrHistoricCurrencyAndAmount	
8	AdjustmentAmountAndReason	<AdjstmentAmtAndRsn>	[0..n]	Specified detailed information on the amount an reason of the adjustment	DocumentAdjustment1	
9	Amount	<Amt>	[1..1]	Amount if money of the document adjustment	ActiveOrHistoricCurrencyAndAmount	
9	CreditDebitIndicator	<CdtDbtInd>	[0..1]	Specifies whether the adjustment must be subtracted or added to the total amount	CreditDebitCode	CRDT is an increase, DBIT is a decrease
9	Reason	<Rsn>	[0..1]	Reason of the adjustment	Max4Text	
9	AdditionalInformation	<AddtlInf>	[0..1]	Provides further details in the document adjustment	Max140Text	
8	RemittedAmount	<RmtdAmt>	[0..1]	Amount of money Amount relating to the document segment	ActiveOrHistoricCurrencyAndAmount	e.g. invoice amount less discount or deduction due to defects
5	ReferredDocumentAmount	<RfrdDocAmt>	[0..1]	Provides details on the amounts of the referred document	RemittanceAmount2	An allocation is not recommended. Any amounts should be specified in <RfrdDocInf>.

DFÜ Agreement

Appendix 3: Specification of Data Formats

	Name	XML Tag	Occurrences	Definition	Type	DK- Rules
5	CreditorReferenceInformation	<CdtrRefInf>	[0..1]	Reference information provided by the creditor to allow the identification of the underlying documents	CreditorReferenceInformation2	
6	Type	<Tp>	[0..1]	Type of reference	CreditorReferenceType2	
7	CodeOrProprietary	<CdOrPrtry>	[1..1]	Coded or proprietary specification	CreditorReferenceType1Choice	
8	Code	<Cd>	[1..1]	In coded form	DocumentType3Code	
8	Proprietary	<Prtry>	[1..1]	in proprietary form	Max35Text	
7	Issuer	<Issr>	[0..1]	Issuer of reference	Max35Text	
6	Reference	<Ref>	[0..1]	Unique reference of the creditor	Max35Text	If the reference contains a check digit, the debtor's bank is not obliged to validate it, the debtor's bank is entitled to continue processing if the validation fails. If a creditor reference according to ISO 11649 is used it is recommended to verify the check digit.
5	Invoicer	<Invr>	[0..1]	Identification of the organisation issuing the invoice when it is different from the creditor or the ultimate creditor	PartyIdentification135_GBIC_2	
6	Name	<Nm>	[1..1]	Name of invoicer	Max140Text	If address details are provided, a name must also be given.

DFÜ Agreement

Appendix 3: Specification of Data Formats

	Name	XML Tag	Occurrences	Definition	Type	DK- Rules
6	PostalAddress	<PstlAddr>	[0..1]	Refer to 3.1.5		If a name is provided, address details must also be given <u>in the case of non EEA states</u> .
6	Identification	<Id>	[0..1]	Unique and unambiguous identification of a person or a group	Party38Choice_GBIC_2	An allocation is not recommended at this time. The <OrgId><Othr> or <PrvtId><Othr> group may exist a maximum of twice
6	CountryOfResidence	<CtryOfRes>	[0..1]	Country in which the invoice issuer lives	CountryCode	If a country has been specified within the postal address mentioned above, the element here may only be allocated if it is different.
6	ContactDetails	<CtctDtls>	[0..1]	Contact details of the invoicer	ContactDetails2	Not allocated
5	Invoicee	<Invcee>	[0..1]	Invoice recipient, if different from the payer (i.e. different from the debtor or ultimate debtor)	PartyIdentification135_GBIC_2	
6	Name	<Nm>	[1..1]	Name of invoicee	Max140Text	If address details are provided, a name must also be given.
6	PostalAddress	<PstlAddr>	[0..1]	Refer to 3.1.5		If a name is provided, address details must also be given <u>in the case of non EEA states</u> .
6	Identification	<Id>	[0..1]	Unique and unambiguous identification of a person or a group	Party38Choice_GBIC_2	An allocation is not recommended at this time. The <OrgId><Othr> or <PrvtId><Othr> group may exist a maximum of twice

DFÜ Agreement

Appendix 3: Specification of Data Formats

	Name	XML Tag	Occurrences	Definition	Type	DK- Rules
6	CountryOfResidence	<CtryOfRes>	[0..1]	Country in which the invoice recipient lives	CountryCode	If a country has been specified within the postal address mentioned above, the element here may only be allocated if it is different.
6	ContactDetails	<CtctDtls>	[0..1]	Contact details of the invoicee	ContactDetails2	Not allocated
5	TaxRemittance	<TaxRmt>	[0..1]	Provides remittance information about a payment for tax-related purposes	TaxInformation7	This group of elements may only be used after bilateral agreement with the debtor agent. A DK specification will be provided in a subsequent version of this document.
5	Garnishment	<GrnshmtRmt>	[0..1]	Provides remittance information about a payment for garnishment-related purposes	Garnishment3_GBI C_1	An allocation is not recommended. However, if this group of elements is used, only structures addresses are permitted. For the <Grnshee> and <GrnshmtAdmstr> groups the following applies: The <Othr> subgroups may only exist a maximum of two times each. The use of Contact Details is not allowed.
5	AdditionalRemittanceInformation	<AddtlRmtInf>	[0..3]	Additional remittance information	Max140Text	

3.1.10 Structutes used multiple times

3.1.10.1 Identification

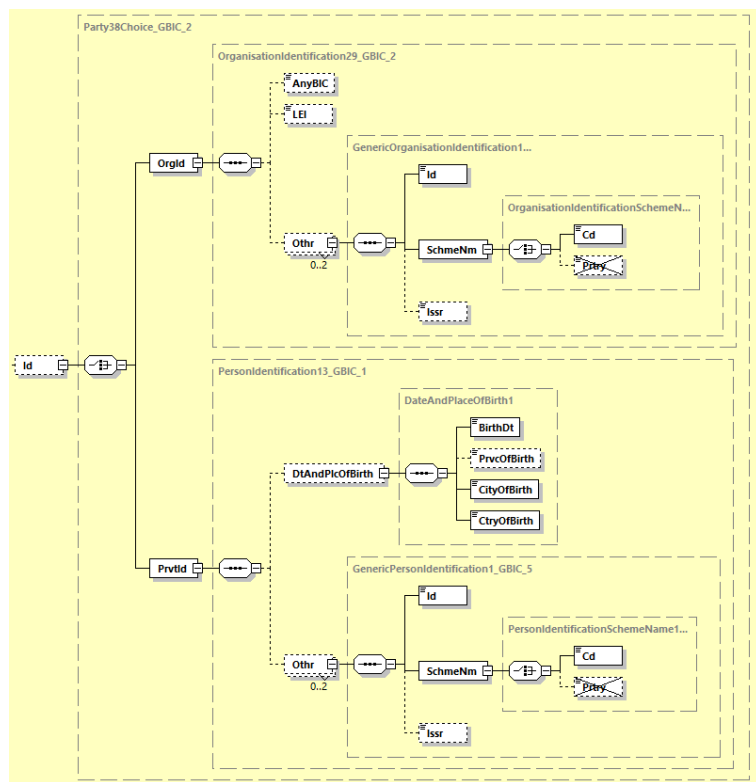


diagram 81: pain.001.001.09, Identification

Definition

The data in this element constitute a unique identifier of an organization or a person.

XML-Tag

<Id> of DK data type Party38Choice_GBIC_2

DFÜ Agreement

Appendix 3: Specification of Data Formats

Regeln

+	Name	XML Tag	Occurrences	Definition	Type	DK- Rules
1	OrganisationIdentification	<OrgId>	[1..1]	Organisation Identification	OrganisationIdentification29_GBIC_2	
2	AnyBIC	<AnyBIC>	[0..1]	Business Identifier Code (ISO 9362)	AnyBICDec2014Identifier	
2	LEI	<LEI>	[0..1]	Legal Entity Identifier Code (ISO 17442)	LEIIdentifier	Assignment only in the case of a bilateral agreement with the ZDL.
2	Other	<Othr>	[0..2]	Other identification	GenericOrganisationIdentification1_GBIC_5	
3	Identification	<Id>	[1..1]	Identification	Max35Text	
3	SchemeName	<SchmeNm>	[10..1]	Unique scheme name	OrganisationIdentificationSchemeName1Choice_GBIC	
4	Code	<Cd>	[1..1]	Code	ExternalOrganisationIdentification1Code	
3	Issuer	<Issr>	[0..1]	Issuer of the code	Max35Text	
1	PrivateIdentification	<PrvtId>	[1..1]	Identification of a person	PersonIdentification13_GBIC_1	
2	DateAndPlaceOfBirth	<DtAndPlcOfBirth>	[0..1]	Date and place of birth	DateAndPlaceOfBirth1	
3	BirthDate	<BirthDt>	[1..1]	Date of birth in the format ISO 8601 (YYYY-MM-DD)	ISODate	
3	ProvinceOfBirth	<PrvcOfBirth>	[0..1]	Province of birth	Max35Text	
3	CityOfBirth	<CityOfBirth>	[1..1]	City of birth	Max35Text	
3	CountryOfBirth	<CtryOfBirth>	[1..1]	Country of birth ISO 3166 coded	CountryCode	
2	Other	<Othr>	[0..2]	Other private identification	GenericPersonIdentification1_GBIC_5	
3	Identification	<Id>	[1..1]	Unique identification of an organisation or person	Max35Text	

DFÜ Agreement

Appendix 3: Specification of Data Formats

+	Name	XML Tag	Occurrence s	Definition	Type	DK- Rules
3	SchemeName	<SchmeNm >	[10..1]	Name eine identofication scheme	PersonIdentifica tionSchemeNa me1Choice	
4	Code	<Cd>	[1..1]	In coded form	ExternalPersonI dentification1Co de	
3	Issuer	<Issr>	[0..1]	Issuer of code	Max35Text	

3.1.11 Assignment examples

3.1.11.1 Assignment of the amount elements <Amt> in <TxDtIs>

Example foreign currency payment:

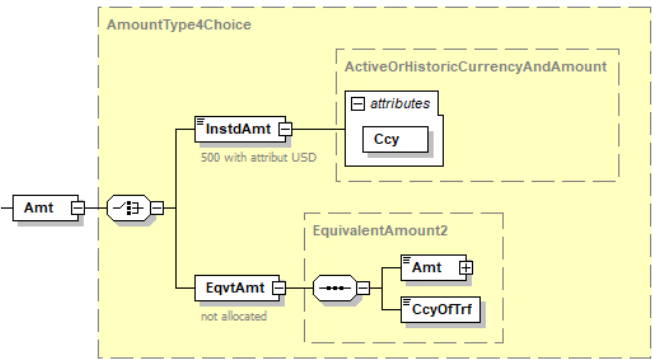


Diagram 82: Transfer of 500 USD from a EUR account

Example counterpart payment:

DFÜ Agreement

Appendix 3: Specification of Data Formats

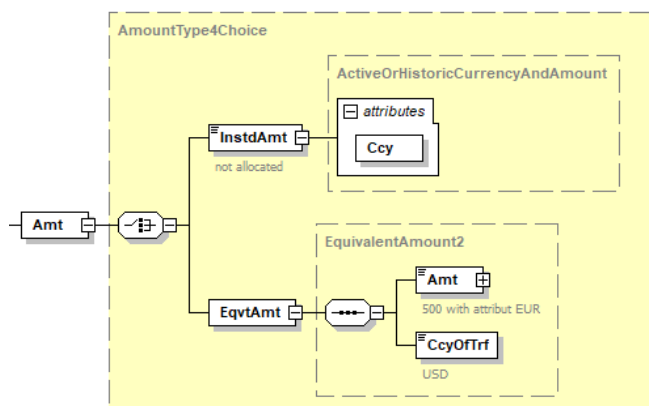


Diagram 83: USD-Transfer of the equivalent of 500 EUR to a EUR account

DFÜ Agreement

Appendix 3: Specification of Data Formats

	Name	Definition	Foreign currency payment Transfer of 500 USD from a EUR account	Counterpart payment USD-Transfer of the equivalent of 500 EUR to a EUR account
4	InstructedAmount	Instructed amount	500,00 Attribut USD	
4	EquivalentAmount	Amount at counterpart payment expressed in the currency of the originator account	.	.
5	Amount	Order amount	.	500,00 Attribut EUR
5	CurrencyOfTransfer	Currency of transfer	.	USD

DFÜ Agreement

Appendix 3: Specification of Data Formats

3.1.12 Internal code lists

3.1.12.1 Codes indicating who has to pay the charges

The following codes may be used under ChargeBearerType1Code to allocate the fees associated with the transaction:

Internal code	Meaning
DEBT	All transaction charges are to be borne by the debtor
CRED	All transaction charges are to be borne by the creditor, i.e. the transfer amount is received less all charges
SHAR	Sharing of charges - the debtor pays his bank's charges and the creditor pays the remaining charges, i.e. the amount of the credit transfer is received minus the remaining charges.

In the case of cheque payments (i.e. PaymentMethod = CHK) only SHAR is permitted.

3.1.12.2 Permitted cheque delivery codes

The following codes from ChequeDelivery1Code may be used:

Internal code	Meaning
MLDB	MailToDebtor
MLCD	MailToCreditor
CRDB	CurierToDebtor
CRCD	CurierToCreditor
PUDB	PickUpByDebtor
PUCD	PickUpByCreditor
RGDB	RegisteredMailToDebtor
RGCD	RegisteredMailToCreditor

3.1.12.3 Instruction codes

All instruction codes specified under Instruction3Code are permitted, but with the following restrictions:

Internal code	Meaning / Use	Restrictions
CHQB	Must be paid by cheque	Combination with instruction code HOLD is not permitted. Not usable in the case of <CtgyPurp> = CORT or INTC

DFÜ Agreement

Appendix 3: Specification of Data Formats

HOLD	Pay on identification	Combination with instruction code CHQB is not permitted. Not usable in th case of <CtgyPurp> = CORT or INTC
PHOB	Please advise/contact beneficiary by phone	Combination with instruction code TELB is not permitted.
TELB	Please advise/contact beneficiary by the most efficient means of telecommunication	Combination with instruction code PHOB is not permitted.

3.2 Payment Status Report

The Payment Status Report (PSR) contains the status of cross-border payments. In this specification, it is referred to as a NON-SEPA PSR in distinction to the SEPA PSR (compare chapter 2.2.3).

The delivered status report in format pain.002.001.10 always contains all new information for a submission (which took place in format pain.001.001.09). In the German Banking Industry, therefore, always the "delta" is delivered, i.e. no status reports are repeated if nothing has changed for the transaction since the last PSR, and furthermore the status PDNG (for transactions where no status is known yet) is not used.

The latest available status is always provided:

This may only be information up to the settlement date at the debtor bank. However, the transaction can also be tracked beyond this, ideally up to the information (the status) that the amount has been credited to the creditor's account. Tracking the status until the payment is credited is usually only possible in the case of gpi tracking.

The PSR is always generated by the account-holding institution. The account-holding institution normally provides the PSR directly to its (corporate) customer. No TVS (technical validation subset) is provided for validation. The reference is the original pain.002.001.10 schema plus the additional allocation rules described in this specification.

A special case is the relay scenario: In this case, it is the payment status report for payments executed by a third-party institution via an account of its own (corporate) customer (pain.001 relay, successor of the previous MT101, no DK standard). Such a "third-party" relay PSR is usually delivered via the SWIFT network and the receiving institution then makes it available to its own (corporate) customer.

In the case of relay scenarios, restrictions that the DK has made for certain elements/element groups in the set of rules here do not apply. For such cases, there are then corresponding notes in the specification.

The set of rules described here can be used for conventional cross-border payments and for same-day urgent transfers in Euro.

Structure and reading of this specification

The rules from ISO 20022 Payments Initiation - Maintenance 2018-2019 Message Definition Report Part 2 are assumed.

The German banking industry specifies further allocation rules based on the original ISO20022 schema files.

Rules can be assignment or non-assignment specifications (or only recommendations in this regard) for elements or element groups.

Elements or element groups that are not assigned in the DK set of rules are underlined in grey. If entire element groups are not assigned, then this group is not broken down further to simplify the readability of this specification.

Filled fields must comply with the set of rules described here.

The current external ISO20022 code lists, referenced several times in this specification, can be found at https://www.iso20022.org/external_code_list.page.

DFÜ Agreement

Appendix 3: Specification of Data Formats

Reference: The nesting depth of the respective element or element group within the message can be found in the first column of the tables. Element groups that are referred to more than once (these can all be found under chapter 3.2.11) always start with 1. The nesting depth is to be understood here in such a way that the number specified here is to be added to the respective position in the schema. The tables are therefore marked with a plus sign in the column heading.

BTF parameters / order type

The message for the Non-SEPA PSR is provided with the BTF parameters REP/DE/XCT/pain.002/ZIP (resp. order type AXS). It is provided in a zip container.

Character set

The same rules apply as for the submission of payments (see chapter 3.1).

Overview

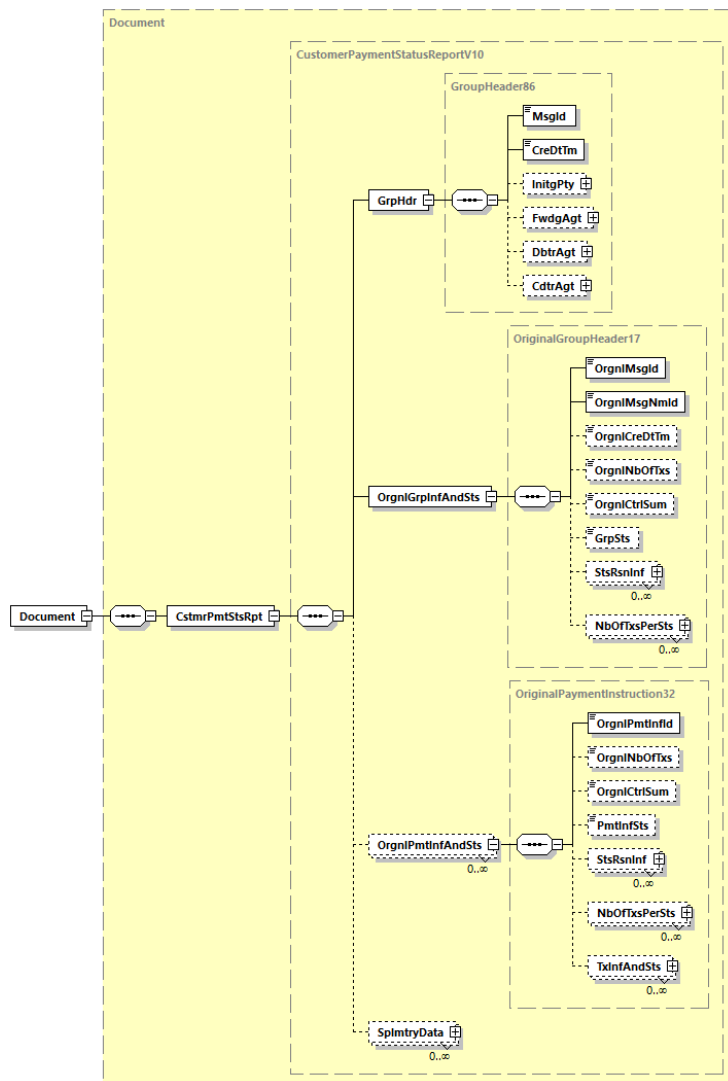


Diagram 84: Overview pain.002.001.10

DFÜ Agreement

3.2.1 Document

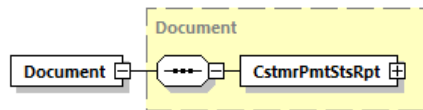


Diagram 85: pain.002.001.10, Document

Definition

For Payment Status Report ISO 20022 XML message: Non-SEPA Payment Status Report. This is the root element of a pain.002.001.010 message.

XML-Tag

<Document>

Occurrences

[1..1]

Rules

	Name	XML-Tag	Occurrences	Definition	Type	DK-Rules
0	CustomerPayment StatusReport	<CstmrPmtStsRpt >	[1..1]	Refer to 3.2.2		

3.2.2 Customer Payment Status Report

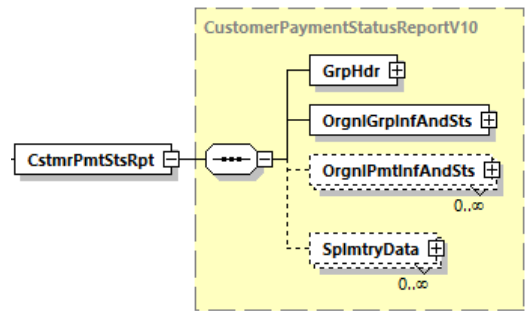


Diagram 86: pain.002.001.10, Customer Payment Status Report

Definition

Payment Status Report.

DFÜ Agreement

Appendix 3: Specification of Data Formats

XML-Tag

<CstmrPmtStsRpt>

Occurrences

[1..1]

Rules

	Name	XML-Tag	Occurrences	Definition	Type	DK-Rules
1	GroupHeader	<GrpHdr>	[1..1]	Refer to 3.2.3		
1	OriginalGroupInformationAndStatus	<OrgnlGrpInfAndSts>	[1..1]	Refer to 3.2.4		
1	OriginalPaymentInformationAndStatus	<OrgnlPmtInfAndSts>	[0..n]	Refer to 3.2.5		
1	Supplementary Data	<SplmtryData>	[0..n]	Additional information that cannot be captured in the structured elements and/or any other specific block.	SupplementaryData1	Not allocated

3.2.3 Group Header

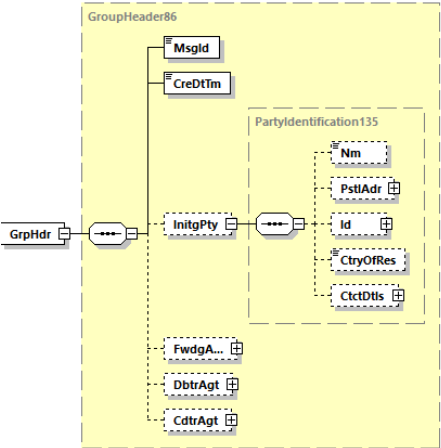


Diagram 87: pain.002.001.10, Group Header

DFÜ Agreement

Appendix 3: Specification of Data Formats

Definition

Set of characteristics shared by all individual transactions included in the message.

XML-Tag

<GrpHdr>

Occurrences

[1..1]

Rules

	Name	XML-Tag	Occurrences	Definition	Type	DK-Rules
2	MessageIdentification	<MsgId>	[1..1]	Reference of the bank that generated this message	Max35Text	
2	CreationDateTime	<CreDtTm>	[1..1]	Date and time at which the message was created	ISODateTime	UTC time format
2	InitiatingParty	<InitgPty>	[0..1]	Party that initiates the payment	PartyIdentification135	Assignment is also permissible in deviation from Debtor Agent, e.g. the name of a technical service provider. It is recommended to use only the subelement <Nm>.
3	Name	<Nm>	[0..1]	Name of the party	Max140Text	
3	PostalAddress	<PstlAdr>	[0..1]	Refer to 3.2.11.1		
3	Identification	<Id>	[0..1]	Refer to 3.2.11.3		In case of using this group, it is recommended to use only the BIC
3	CountryOfResidence	<CtryOfRes>	[0..1]	Country in which a person resides. In the case of a company, it is the country from which the affairs of that company are directed.	Country Code	
3	ContactDetails	<CtctDtls>	[0..1]	Contact details of a party	Contact 4	Not allocated
2	ForwardingAgent	<FwdgAgt>	[0..1]	Financial institution that receives the instruction from		Permitted only for the relay scenario: In

DFÜ Agreement

Appendix 3: Specification of Data Formats

	Name	XML-Tag	Occurrences	Definition	Type	DK-Rules
				the initiating party and forwards it to the next agent in the payment chain. Refer to 7.1.8.7		this case, it is assigned to the institution providing the PSR to the customer. <Brnchld> is not allocated.
2	DebtorAgent	<DbtrAgt>	[0..1]	Financial institution servicing an account for the debtor. Refer to 7.1.8.7		Must be used - occurrences according to DK: [1..1] .
2	CreditorAgent	<CdtrAgt>	[0..1]	Financial institution servicing an account for the creditor.	BranchAndFinancialInstitutionIdentification6	Not allocated

3.2.4 Original Group Information And Status

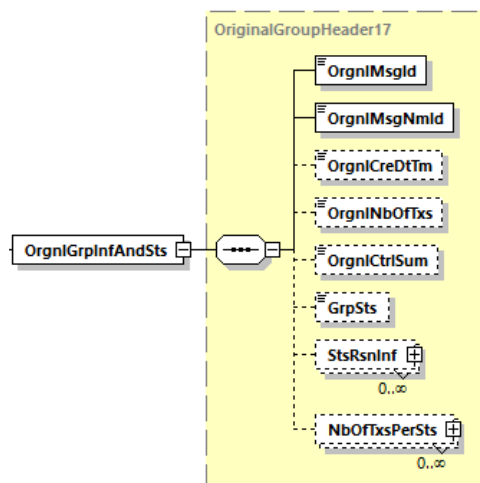


Diagram 88: pain.002.001.10, Original Group Information And Status

Definition

Original group information concerning the group of transactions, to which the status report message refers to.

DFÜ Agreement

Appendix 3: Specification of Data Formats

XML-Tag

<OrgnlGrpInfAndSts>

Occurrences

[1..1]

Rules

	Name	XML-Tag	Occurrences	Definition	Type	DK-Rules
3	OriginalMessageIdentification	<OrgnlMsgId>	[1..1]	Message-Id of the original message	Max35Text	
3	OriginalMessageNameIdentification	<OrgnlMsgNmld>	[1..1]	Specifies the original message name identifier to which the message refers.	Max35Text	Only pain.001 is allowed.
3	OriginalCreationDateTime	<OrgnlCreDtTm>	[0..1]	Date and time at which the original message was created.	ISODatetime	
3	OriginalNumberOfTypeTransactions	<OrgnlNbOfTx>	[0..1]	Number of individual transactions contained in the original message.	Max15NumericText	Number of individual transactions within the whole original message.
3	OriginalControlSum	<OrgnlCtrlSum>	[0..1]	Total of all individual amounts included in the original message, irrespective of currencies.	DecimalNumber	A maximum of three decimal places is permissible. Only if also present in the original order.
3	GroupStatus	<GrpSts>	[0..1]	Specifies the status of a group of transactions.	ExternalPaymentGroupStatus1Code	Usable codes refer to 3.2.12. The basic DK rules for setting a status on this or the other two levels are also described there.
3	StatusReasonInformation	<StsRsnInf>	[0..n]	Refer to 3.2.11.5		This group may be used at most once, i.e. the DK-Occurrences is [0..1] . This element group can only be used if the status at this level has been set to RJCT.

DFÜ Agreement

Appendix 3: Specification of Data Formats

	Name	XML-Tag	Occurrence s	Definition	Type	DK-Rules
3	NumberOfTransactionsPerStatus	<NbOfTxSPerSts>	[0..n]	Detailed information on the number of transactions for each identical transaction status.	NumberOfTransactionsPerStatus5	Not allocated

3.2.5 Original Payment Information And Status

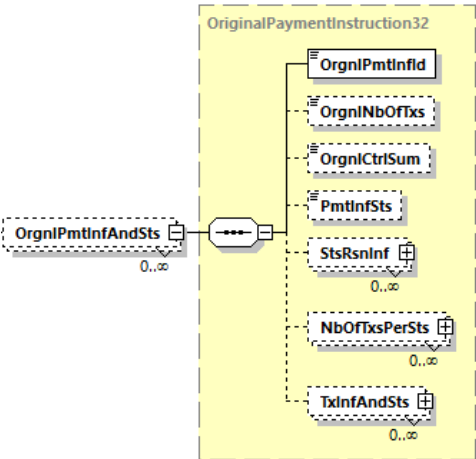


Diagram 89: pain.002.001.10, Original Payment Information And Status

Definition

Information concerning the original payment information, to which the status report message refers.

XML-Tag

<OrgnPmtInfAndSts>

Occurrences

[0..n]

Rules

	Name	XML-Tag	Occurrence s	Definition	Type	DK-Rules
3	OriginalPaymentInformationIdentification	<OrgnPmtInfId>	[1..1]	Unique identification, as assigned by the original sending party, to unambiguously identify the original payment information group.	Max35Text	

DFÜ Agreement

Appendix 3: Specification of Data Formats

	Name	XML-Tag	Occurrences	Definition	Type	DK-Rules
3	OriginalNumberOfTransactions	<OrgnINbOfTx>	[0..1]	Number of individual transactions contained in the original payment information group.	Max15NumericText	
3	OriginalControlSum	<OrgnICtrlSum>	[0..1]	Total of all individual amounts included in the original payment information group, irrespective of currencies.	Decimal Number	A maximum of two decimal places is permissible.
3	PaymentInformationStatus	<PmtInfSts>	[0..1]	Specifies the status of the payment information group.	External PaymentGroupStatus1Code	In principle, any code from the external code list is permissible
3	StatusReasonInformation	<StsRsnlnf>	[0..n]	Refer to 3.2.11.5		This element group must be used if the status at this level was set to RJCT or ACWC. This group may be used at most once, i.e. the DK Occurrences is [0..1] .
3	NumberOfTransactionsPerStatus	<NbOfTxPerSts>	[0..n]	Detailed information on the number of transactions for each identical transaction status.	NumberOfTransactionsPerStatus5	Not allocated
3	TransactionInformationAndStatus	<TxInfAndSts>	[0..n]	Refer to 3.2.6		

3.2.6 Transaction Information And Status

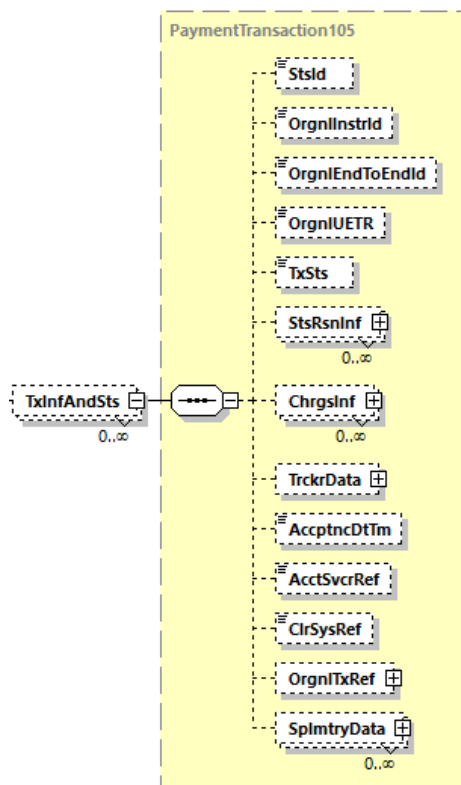


Diagram 90: pain.002.001.10, Transaction Information And Status

Definition

Provides information on the original transactions to which the status report message refers.

XML-Tag

<TxInfAndSts>

Occurrences

[0..n]

DFÜ Agreement

Appendix 3: Specification of Data Formats

Rules

	Name	XML-Tag	Occurrences	Definition	Type	DK-Rules
4	StatusIdentification	<StsId>	[0..1]	Unique identification, as assigned by an instructing party for an instructed party, to unambiguously identify the reported status.	Max35Text	
4	OriginalInstructionIdentification	<OrgnInstrId>	[0..1]	Original transaction reference	Max35Text	
4	OriginalEndToEndIdentification	<OrgnEndToEndId>	[0..1]	Unique identification, as assigned by the original initiating party, to unambiguously identify the original transaction	Max35Text	May only be assigned the end-to-end ID of the source transaction.
4	OriginalUETR	<OrgnUETR>	[0..1]	Universally unique identifier to provide the original end-to-end reference of a payment transaction.	UUIDv4Identifier	In the case of status confirmations from gpi tracking, the UETR that the bank had forwarded must be indicated here.
4	TransactionStatus	<TxSts>	[0..1]	Specifies the status of a transaction, in a coded form.	ExternalPaymentTransactionStatus1Code	Usable codes refer to 3.2.12 The basic DK rules of setting a status on this or the other two levels are also described there.
4	StatusReasonInformation	<StsRsnInf>	[0..n]	Refer to 3.2.11.5		This element group must be occupied if status at this level is set to RJCT or ACWC . This group may be used at most once, i.e. the DK-Occurrences is [0..1] .
4	ChargesInformation	<Chrgslnf>	[0..n]	Refer to 3.2.7		

DFÜ Agreement

Appendix 3: Specification of Data Formats

	Name	XML-Tag	Occurrences	Definition	Type	DK-Rules
4	TrackerData	<TrckrData>	[0..1]	Refer to 3.2.8		An assignment of this structure is mandatory for transactions tracked by gpi. All (sub)elements supplied by the tracking system must be assigned (for more details, see the chapter mentioned on the left).
4	AcceptanceDate Time	<Acctpn cDtTm>	[0..1]	Point in time when the payment order from the initiating party meets the processing conditions of the account servicing agent. This means that the account servicing agent has received the payment order and has applied checks such as authorisation, availability of funds.	ISODateTime	This element is to be used when the actual execution date does not correspond to the <ReqdExctnDt> of the original transaction. However, the actual date must be specified here (due to the data type) with a time. ACWC is not used, but directly ACTC or ACCP.
4	AccountServicer Reference	<AcctSv crRef>	[0..1]	Unique reference, as assigned by the account servicing institution, to unambiguously identify the instruction.	Max35Text	
4	ClearingSystem Reference	<ClrSys Ref>	[0..1]	Unique reference, as assigned by a clearing system, to unambiguously identify the instruction..	Max35Text	

DFÜ Agreement

Appendix 3: Specification of Data Formats

	Name	XML-Tag	Occurrences	Definition	Type	DK-Rules
4	OriginalTransactionReference	<OrgnlTxRef>	[0..1]	Refer to 3.2.9		Elements assigned in this group must have the same values as the corresponding message elements of the original transaction.
4	SupplementarData	<SplmtrData>	[0..n]	Additional information that cannot be captured in the structured elements and/or any other specific block.	SupplementaryData1	Not allocated

3.2.7 Charges Information

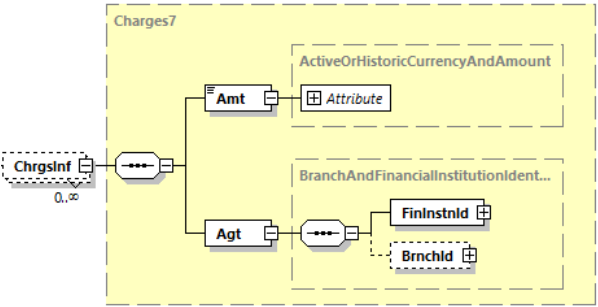


Diagram 91: pain.002.001.10, Charges Information

Definition

Provides information on the charges (third-party charges may be found under Tracker Data) related to the processing of the rejection of the instruction. The data is for information only. The settlement takes place separately.

Reference: In the case of relay payments, these are the account-holding institution's own charges.

XML-Tag

<ChrgsInf>

Occurrences

[0..n]

Rules

	Name	XML-Tag	Occurrences	Definition	Type	DK-Rules
5	Amount	<Amt>	[1..1]	Transaction charges to be paid by the charge bearer.	ActiveOrHistoricCurrencyAndAmount	
5	Agent	<Agt>	[1..1]	Agent that takes the transaction charges or to which the transaction charges are due. Refer to 7.1.8.7		<FinInstId><BICFI> is mandatory. <BrnchId> is not allocated

3.2.8 Tracker Data

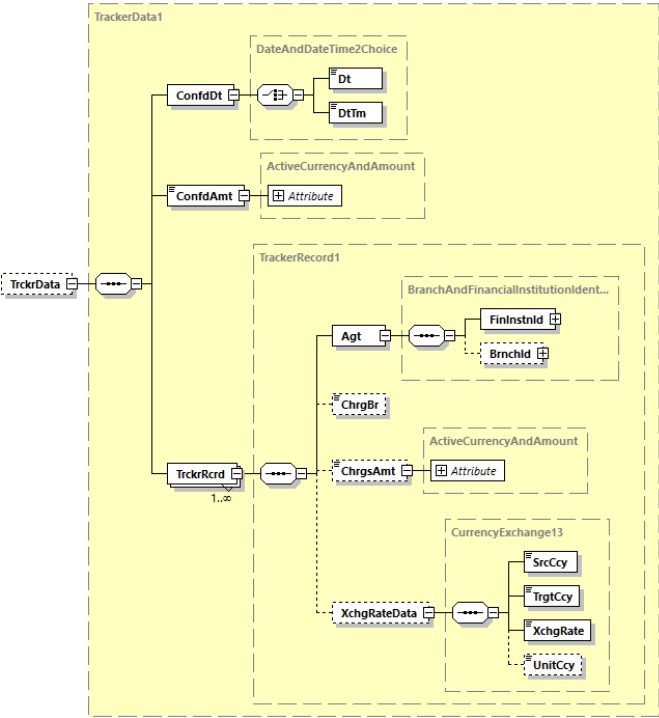


Diagram 92: pain.002.001.10, Tracker Data

Definition

Provides information on the tracking of the interbank transaction related to the payment.

XML-Tag

<TrckrData>

Occurrences

[0..1]

Rules

	Name	XML-Tag	Occurrences	Definition	Type	DK-Rules
4	ConfirmedDate	<ConfddDt>	[1..1]	Point in time when an update to the tracking system has been confirmed.	DateAndDateTime2Choice	

DFÜ Agreement

Appendix 3: Specification of Data Formats

	Name	XML-Tag	Occurrences	Definition	Type	DK-Rules
5	Date	<Dt>	[1..1]	Specified date.	ISODate	Not allocated
5	DateTime	<DtTm>	[1..1]	Specified date and time.	ISODateTime	Date specification as date with time: To be assigned in the case of gpi.
4	ConfirmedAmount	<ConfdAmt>	[1..1]	Amount of money confirmed to the tracking system by the agent.	ActiveCurrencyAndAmount	To be assigned in the case of gpi.
4	TrackerRecord	<TrckrRcrd>	[1..n]	Provides tracker transaction information for a specific agent involved in the transaction chain.	TrackerRecord1	Here you can find the fees of the respective agent from the transaction chain (third-party fees, also the amounts deducted directly from the transfer amount)
5	Agent	<Agt>	[1..1]	The fee charging institute. Refer to 7.1.8.7		In <FinInstnId> only assignment of <BICFI>. This is mandatory if charges are specified.
5	ChargeBearer	<ChrgBr>	[0..1]	Specifies which party/parties will bear the charges associated with the processing of the payment transaction.	ChargeBearerType1Code	SLEV is not permitted here.
5	ChargesAmount	<ChrgsAmt>	[0..1]	Transaction charges to be paid by the charge bearer.	ActiveCurrencyAndAmount	
5	ExchangeRateData	<XchgRateData>	[0..1]	Provides details of the rate and the currencies used in the foreign exchange.	CurrencyExchange13	
6	SourceCurrency	<SrcCcy>	[1..1]	Currency from which an amount is to be converted in a currency conversion.	ActiveOrHistoricCurrencyCode	

DFÜ Agreement

Appendix 3: Specification of Data Formats

	Name	XML-Tag	Occurrences	Definition	Type	DK-Rules
6	TargetCurrency	<TrgtCc y>	[0..1]	Currency into which an amount is to be converted in a currency conversion.	ActiveOrHistoricCurrencyCode	
6	ExchangeRate	<XchgRate>	[1..1]	Factor used to convert an amount from one currency into another. This reflects the price at which one currency was bought with another currency.	BaseOneRate	
6	UnitCurrency	<UnitCc y>	[0..1]	Currency in which the rate of exchange is expressed in a currency exchange.	ActiveOrHistoricCurrencyCode	

3.2.9 Original Transaction Reference

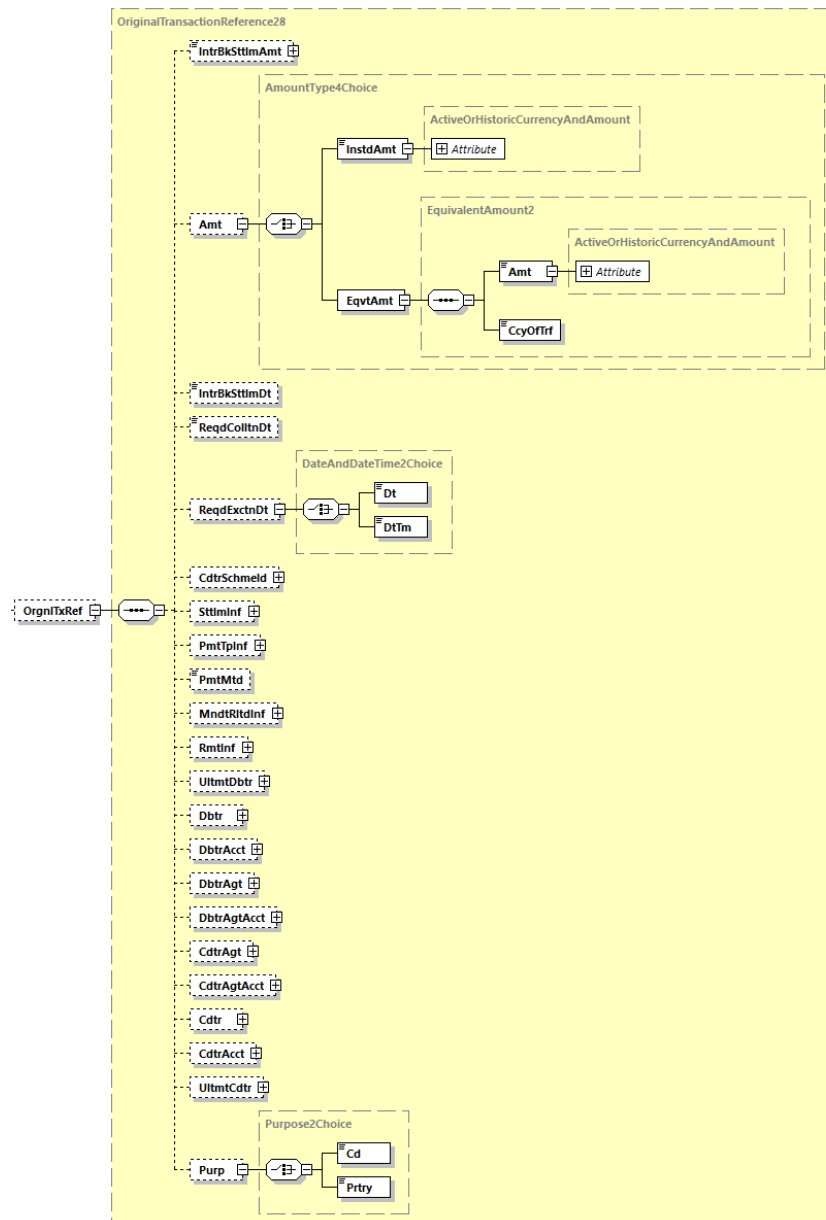


Diagram 93: pain.002.001.10, Original Transaction Reference

DFÜ Agreement

Appendix 3: Specification of Data Formats

Definition

Key information about the original single transaction.

Important notice:

DK has agreed to use lean allocation ("lean transaction details" according to CGI) in this structure. The elements / element groups that are not permitted to be used in this lean allocation are greyed out in this chapter. All other elements/groups must be assigned if they were also present in the original transaction.

The alternative to the lean allocation is the complete allocation of Original Transaction Reference. In this case, all elements must be assigned that were also assigned in the original transaction. In the relay scenario the complete assignment can occur (i.e. in this case greyed out parts can also be assigned here).

XML-Tag

<OrgnlTxRef>

Occurrences

[0..1]

Rules

	Name	XML-Tag	Occurrences	Definition	Type	DK-Rules
4	InterbankSettlementAmount	<IntrBkSttlmAmt>	[0..1]	Amount of money moved between the instructing agent and the instructed agent.	ActiveOrHistoricCurrencyAndAmount	Not allocated
4	Amount	<Amt>	[0..1]	Amount of money to be moved between the debtor and creditor, before deduction of charges, expressed in the currency as ordered by the initiating party.	AmountType4Choice	

DFÜ Agreement

Appendix 3: Specification of Data Formats

	Name	XML-Tag	Occurrences	Definition	Type	DK-Rules
5	InstructedAmount	<InstAmt>	[1..1]	Amount of money to be moved between the debtor and creditor, before deduction of charges, expressed in the currency as ordered by the initiating party.	ActiveOrHistoricCurrencyAndAmount	
5	EquivalentAmount	<EqvtAmt>	[1..1]	Amount of money to be moved between the debtor and creditor, expressed in the currency of the debtor's account, and the currency in which the amount is to be moved.	EquivalentAmount2	
6	Amount	<Amt>	[1..1]	Amount of order	ActiveOrHistoricCurrencyAndAmount	
6	CurrencyOfTransfer	<CcyOfTrf>	[1..1]	Transfer currency	ActiveOrHistoricCurrencyCode	
4	InterbankSettlementDate	<IntrBkSttlmDt>	[0..1]	Interbank Settlement Date	ISODate	Not allocated
4	RequestedCollectionDate	<ReqdColltnDt>	[0..1]	Due date of the direct debit	ISODate	Not allocated
4	RequestedExecutionDate	<ReqdExctnDt>	[0..1]	Date at which the initiating party requests the clearing agent to process the payment.	DateAndDateTime2Choice	Note: The actual execution date is under <AcctncDtTm>, if applicable.
4	CreditorSchemeIdentification	<CdtrSchemeId>	[0..1]	Credit party that signs the mandate.	PartyIdentification135	Not allocated

DFÜ Agreement

Appendix 3: Specification of Data Formats

	Name	XML-Tag	Occurrences	Definition	Type	DK-Rules
4	SettlementInformation	<SttlmInf>	[0..1]	Specifies the details on how the settlement of the original transaction(s) between the instructing agent and the instructed agent was completed.	SettlementInstruction7	Not allocated
4	PaymentTypeInformation	<PmtTpInf>	[0..1]	Transaction type, Refer to 3.2.10		
4	PaymentMethod	<PmtMtd>	[0..1]		PaymentMethod4Code	
4	MandateRelatedInformation	<MndtRltdInf>	[0..1]	Provides further details of the mandate signed between the creditor and the debtor.	MandateRelatedInformation14	Not allocated
4	RemittanceInformation	<RmtInf>	[0..1]	Intended use information	RemittanceInformation16	Not allocated
4	UltimateDebtor	<UltmtDbtr>	[0..1]	Ultimate party that owes an amount of money to the (ultimate) creditor.	Party40Choice	Not allocated
4	Debtor	<Dbtr>	[0..1]	Party that owes an amount of money to the (ultimate) creditor.	Party40Choice	Not allocated
4	DebtorAccount	<DbtrAcct>	[0..1]	Unambiguous identification of the account of the debtor to which a debit entry will be made as a result of the transaction. Refer to 3.2.11.4		<Id><IBAN> resp. <Id><Othr><Id> must be used
4	DebtorAgent	<DbtrAgnt>	[0..1]	Financial institution servicing an account for the debtor. Refer to 7.1.8.7		<FinInstnId><BICFI> resp. <FinInstnId><ClrSysMmbld> must be used

DFÜ Agreement

Appendix 3: Specification of Data Formats

	Name	XML-Tag	Occurrences	Definition	Type	DK-Rules
4	DebtorAgentAccount	<DbtrAgentAcct>	[0..1]	Unambiguous identification of the account of the debtor agent at its servicing agent in the payment chain.	CashAccount38	Not allocated
4	CreditorAgent	<CdtrAgent>	[0..1]	Financial institution servicing an account for the creditor. Refer to 7.1.8.7		<FinInstnId><BICFI> resp. <FinInstnId><ClrSysMmbld> must be used
4	CreditorAgentAccount	<CdtrAgentAcct>	[0..1]	Unambiguous identification of the account of the creditor agent at its servicing agent to which a credit entry will be made as a result of the payment transaction	CashAccount38	Not allocated
4	Creditor	<Cdtr>	[0..1]	Party to which an amount of money is due.	Party40Choice	Not allocated
4	CreditorAccount	<CdtrAcct>	[0..1]	Unambiguous identification of the account of the creditor to which a credit entry will be posted as a result of the payment transaction. Refer to 3.2.11.4		<Id><IBAN> resp. <Id><Othr><Id> must be used
4	UltimateCreditor	<UltmtCdtr>	[0..1]	Ultimate party to which an amount of money is due.	Party40Choice	Not allocated
4	Purpose	<Purp>	[0..1]	Underlying reason for the payment transaction.	Purpose2Choice	
5	Code	<Cd>	[1..1]	In coded form	ExternalPurpose1Code	
5	Proprietary	<Prtry>	[1..1]	In proprietary form	Max35Text	

3.2.10 Payment Type Information

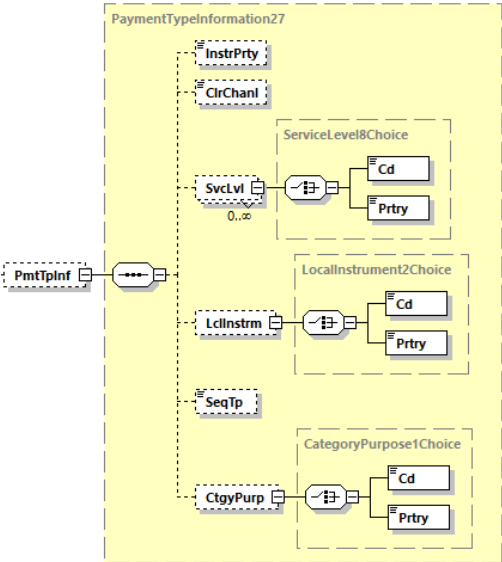


Diagram 94: pain.002.001.10, Payment Type Information

Definition

Set of elements used to further specify the type of transaction.

XML-Tag

<PmtTpInf>

Occurrences

[0..1]

Rules

	Name	XML-Tag	Occurrences	Definition	Type	DK-Rules
5	InstructionPriority	<InstrPrty>	[0..1]	Indicator of the urgency or order of importance that the instructing party would like theinstructed party to apply to the processing of the instruction.	Priority2Code	

DFÜ Agreement

Appendix 3: Specification of Data Formats

	Name	XML-Tag	Occurrences	Definition	Type	DK-Rules
5	ClearingChannel	<ClrChanl>	[0..1]	Specifies the clearing channel to be used to process the payment instruction.	ClearingChannel2Code	Not allocated
5	ServiceLevel	<SvcLvl>	[0..n]	Agreement under which or rules under which the transaction should be processed.	ServiceLevel8Choice	The first information is always taken from the original transaction. In the case of gpi tracking, G003 (Tracked Corporate Transfer) can be entered as the second information.
6	Code	<Cd>	[1..1]	Code of a pre-agreed service level between the parties	ExternalServiceLevel1Code	
6	Proprietary	<Prtry>	[1..1]	Specifies a pre-agreed service or level of service between the parties, as a proprietary code.	Max35Text	Not allocated
5	LocalInstrument	<LclInstrm>	[0..1]	User community specific instrument.	LocalInstrument2Choice	
6	Code	<Cd>	[1..1]	Coded representation	ExternalServiceLevel1Code	
6	Proprietary	<Prtry>	[1..1]	Proprietary representation	Max35Text	Not allocated
5	SequenceType	<SeqTp>	[0..1]	Identifies the direct debit sequence, such as first, recurrent, final or one-off.	SequenceType3Code	Not allocated
5	CategoryPurpose	<CtgyPurp>	[0..1]	Specifies the high level purpose of the instruction based on a set of pre-defined categories.	CategoryPurpose1Choice	
6	Code	<Cd>	[1..1]	Coded representation	ExternalServiceLevel1Code	

DFÜ Agreement

Appendix 3: Specification of Data Formats

	Name	XML-Tag	Occurrences	Definition	Type	DK-Rules
6	Proprietary	<Prtry>	[1..1]	Proprietary representation	Max35Text	

3.2.11 Structures used multiple times

3.2.11.1 Postal Address

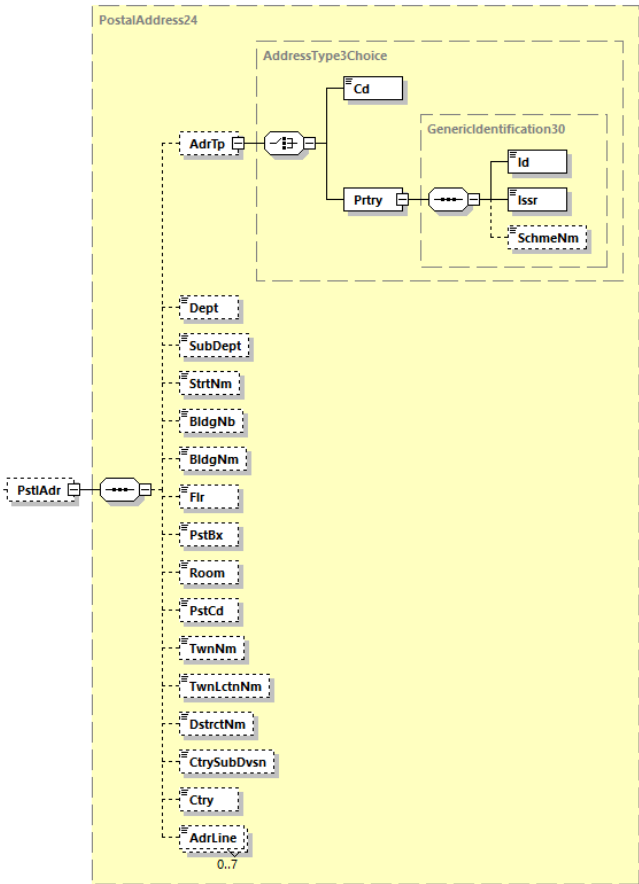


Diagram 95: pain.002.001.10, Postal Address

Definition

Postal address

DFÜ Agreement

Appendix 3: Specification of Data Formats

XML-Tag

<PstlAdr>

Occurrences

[0..1]

Rules

+	Name	XML-Tag	Occurrences	Definition	Type	DK-Rules
1	AddressType	<AdrTp>	[0..1]	Identifies the nature of the postal address.	AddressType3Choice	Not allocated.
1	Department	<Dept>	[0..1]	Identification of a division of a large organisation or building.	Max70Text	
1	SubDepartment	<SubDept>	[0..1]	Identification of a sub-division of a large organisation or building.	Max70Text	
1	StreetName	<StrtNm>	[0..1]	Name of a street or thoroughfare.	Max70Text	
1	BuildingNumber	<BldgNb>	[0..1]	Number that identifies the position of a building on a street.	Max16Text	
1	BuildingName	<BldgNm>	[0..1]	Name of the building or house.	Max35Text	
1	Floor	<Flr>	[0..1]	Floor or storey within a building.	Max70Text	
1	PostBox	<PstBx>	[0..1]	Numbered box in a post office, assigned to a person or organisation, where letters are kept until called for.	Max16Text	
1	Room	<Room>	[0..1]	Building room number.	Max70Text	

DFÜ Agreement

Appendix 3: Specification of Data Formats

+	Name	XML-Tag	Occurrences	Definition	Type	DK-Rules
1	PostCode	<PstCd>	[0..1]	Identifier consisting of a group of letters and/or numbers that is added to a postal address to assist the sorting of mail.	Max16Text	
1	TownName	<TwnNm>	[0..1]	Name of a built-up area, with defined boundaries, and a local government.	Max35Text	
1	TownLocationName	<PstLctnCd>	[0..1]	Specific location name within the town.	Max35Text	
1	DistrictName	<DstrctNm>	[0..1]	Identifies a subdivision within a country sub-division.	Max35Text	
1	CountrySubDivision	<CtrySubDvsn>	[0..1]	Identifies a subdivision of a country such as state, region, county.	Max35Text	
1	Country	<Ctry>	[0..1]	Nation with its own government.	CountryCode	
1	AddressLine	<AdrLine>	[0..7]	Information that locates and identifies a specific address, as defined by postal services, presented in free format text.	Max70Text	Not allocated

3.2.11.2 Structure of an institute (BranchAndFinancialInstitutionIdentification6)

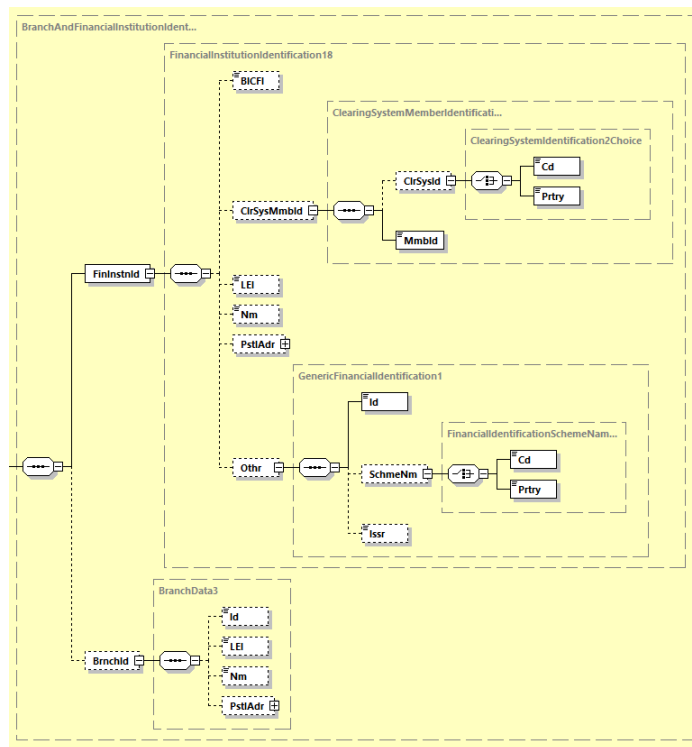


Diagram 96: pain.002.001.10, BranchAndFinancialInstitutionIdentification6

Definition

Unique and unambiguous identification of a financial institution or a branch of a financial institution.

DFÜ Agreement

Appendix 3: Specification of Data Formats

Rules

+	Name	XML-Tag	Occurrences	Definition	Type	DK-Rules
1	FinancialInstitutionIdentification	<FinInstnId>	[1..1]	Unique and unambiguous identification of a financial institution, as assigned under an internationally recognised or proprietary identification scheme.	FinancialInstitutionIdentification18	
2	BICFI	<BICFI>	[0..1]	Business Identifier Code (SWIFT-Code)	BICFIDec2014Identifier	If this field is used, it must be filled with a valid BIC. This can be 8 or 11 digits long.
2	ClearingSystemMemberIdentification	<ClrSysMmbld>	[0..1]	Information used to identify a member within a clearing system.	ClearingSystemMemberIdentification2	
3	ClearingSystemIdentification	<ClrSysId>	[0..1]	Specification of a pre-agreed offering between clearing agents or the channel through which the payment instruction is processed.	ClearingSystemIdentification2Choice	
4	Code	<Cd>	[1..1]	In coded form	ExternalClearingSystemIdentification1Code	
4	Proprietary	<Prtry>	[1..1]	In proprietary form	Max35Text	
3	MemberIdentification	<Mmbld>	[1..1]	Identification of a member of a clearing system.	Max35Text	
2	LEI	<LEI>	[0..1]	Legal Entity Identifier (LEI)	LEIIdentifier	
2	Name	<Nm>	[0..1]	Name of the institute	Max140Text	
2	PostalAddress	<PstlAdr>	[0..1]	Refer to 3.2.11.1		

DFÜ Agreement

Appendix 3: Specification of Data Formats

+	Name	XML-Tag	Occurrences	Definition	Type	DK-Rules
2	Other	<Othr>	[0..1]	Unique identification of an agent, as assigned by an institution, using an identification scheme.	GenericFinancialIdentification1	
3	Identification	<Id>	[1..1]	Unique and unambiguous identification of a branch of a financial institution.	Max35Text	
3	SchemeName	<SchemeNm>	[0..1]	Name of the identification scheme.	FinancialIdentificationSchemeName1Choice	
4	Code	<Cd>	[1..1]	In coded form	ExternalFinancialInstitutionIdentification1Code	
4	Proprietary	<Prtry>	[1..1]	In proprietary form	Max35Text	
3	Issuer	<Issr>	[0..1]	Entity that assigns the identification.	Max35Text	
1	BranchIdentification	<BrnchId>	[0..1]	Identifies a specific branch of a financial institution.	BranchData3	
2	Identification	<Id>	[0..1]	Branch identification code	Max35Text	
2	LEI	<LEI>	[0..1]	Legal Entity Identifier Code according to ISO 17442	LEIIdentifier	
2	Name	<Nm>	[0..1]	Branch name	Max140Text	
2	PostalAddress	<PstlAdr>	[0..1]	Refer to 3.2.11.1		

3.2.11.3 Identification

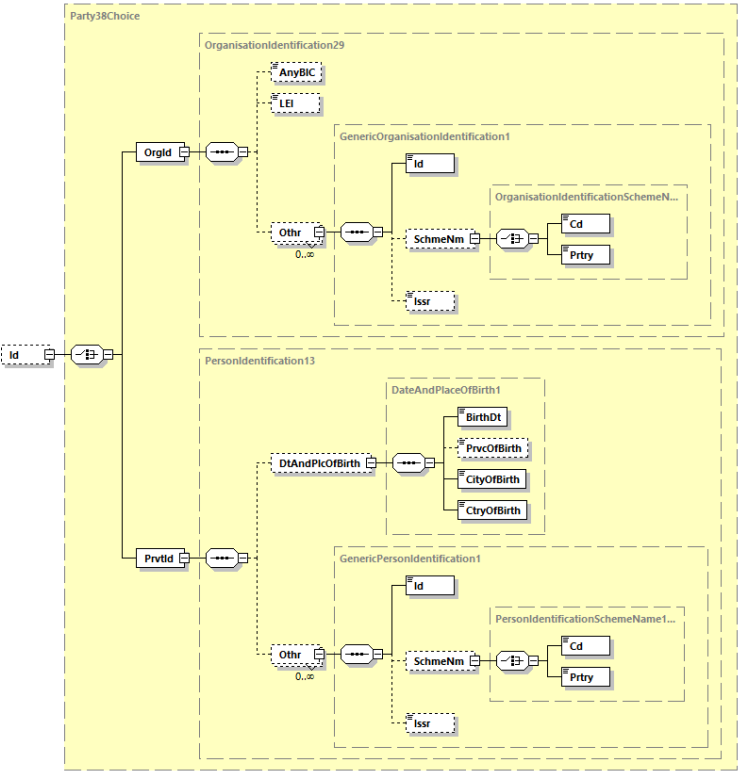


Diagram 97: pain.002.001.10, Identification

Definition

The data of this element forms a unique identifier of an organization or a person.

XML-Tag

<Id> of the data type Party38Choice

Rules

+	Name	XML-Tag	Occur ences	Definition	Type	DK-Rules
1	OrganisationIdent ification	<OrgId>	[1..1]	Unique and unambiguous way to identify an organisation.	OrganisationIde ntification29	
2	AnyBIC	<AnyBIC>	[0..1]	Business Identifier Code according to ISO 9362	AnyBICDec201 4Identifier	

DFÜ Agreement

Appendix 3: Specification of Data Formats

+	Name	XML-Tag	Occurrences	Definition	Type	DK-Rules
2	LEI	<LEI>	[0..1]	Legal Entity Identifier Code according to ISO 17442	LEIIdentifier	
2	Other	<Othr>	[0..n]	Other identification	GenericOrganisationIdentification1	
3	Identification	<Id>	[1..1]	Identification	Max35Text	
3	SchemeName	<SchmeNm>	[0..1]	Unique identification code of the code scheme for an organization identification	OrganisationIdentificationSchemeName1Choice	
4	Code	<Cd>	[1..1]	Codes for specification of a code scheme for identification codes	ExternalOrganisationIdentification1Code	
4	Proprietary	<Prtry>	[1..1]	Proprietary reference	Max35Text	Not allocated in InitiatingParty
3	Issuer	<Issr>	[0..1]	Issuer of the identifier	Max35Text	
1	PrivateIdentification	<PrvtId>	[1..1]	Identifiers of a person	PersonIdentification13	Not allocated in InitiatingParty
2	DateAndPlaceOfBirth	<DtAndPlcOfBirth>	[0..1]	Place and date of birth	DateAndPlaceOfBirth1	
3	BirthDate	<BirthDt>	[1..1]	Date of birth in ISO 8601 format (YYYY-MM-DD)	ISODate	
3	ProvinceOfBirth	<PrvcOfBirth>	[0..1]	Province where a person was born.	Max35Text	
3	CityOfBirth	<CityOfBirth>	[1..1]	City where a person was born.	Max35Text	
3	CountryOfBirth	<CtryOfBirth>	[1..1]	Country where a person was born. coded according to ISO 3166	CountryCode	
2	Other	<Othr>	[0..n]	Person identification in the manner of a defined code or proprietary.	GenericPersonIdentification1	
3	Identification	<Id>	[1..1]	Unique identifier of an organization or person	Max35Text	
3	SchemeName	<SchmeNm>	[0..1]	Name of an identification scheme	PersonIdentificationSchemeName1Choice	
4	Code	<Cd>	[1..1]	In coded form	ExternalPersonIdentification1Code	
4	Proprietary	<Prtry>	[1..1]	In proprietary form	Max35Text	
3	Issuer	<Issr>	[0..1]	Issuer of the Identification	Max35Text	

3.2.11.4 Account structure (CashAccount38)

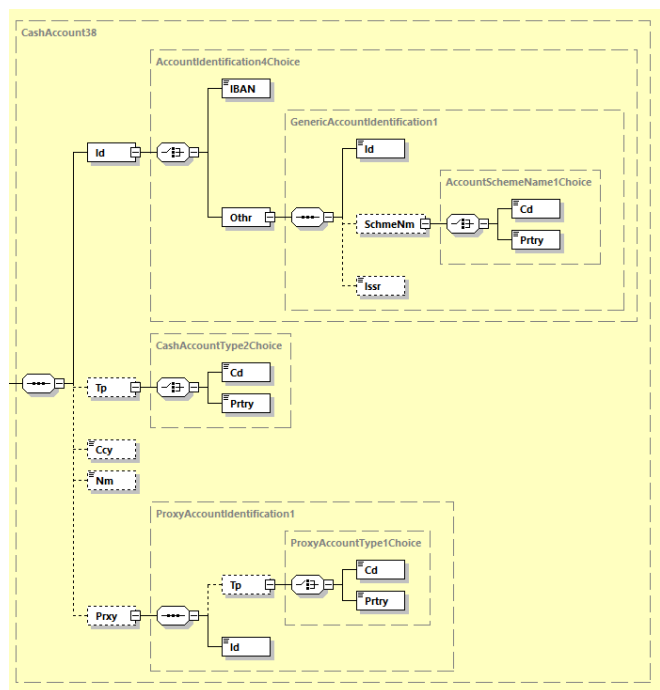


Diagram 98: pain.002.001.10, Cash Account 38

Definition

Provides the details to identify an account.

Rules

+	Name	XML-Tag	Occurrences	Definition	Type	DK-Rules
1	Identification	<Id>	[1..1]	Unique identification of the account.	AccountIdentification4Choice	
2	IBAN	<IBAN>	[1..1]	International Bank Account Number (IBAN)	IBAN2007Identifier	If possible, to be filled with a valid IBAN. This can be a maximum of 34 digits long.
2	Other	<Othr>	[1..1]	Account identification in the manner of a defined code or proprietary.	GenericAccountIdentification1	
3	Identification	<Id>	[1..1]	Arbitrary proprietary identification	Max34Text	

DFÜ Agreement

Appendix 3: Specification of Data Formats

+	Name	XML-Tag	Occurrences	Definition	Type	DK-Rules
3	SchemeName	<SchmeNm>	[0..1]	Unique identification code of the code scheme for an account identification	AccountSchemeName1Choice	
4	Code	<Cd>	[1..1]	Codes for specification of a code scheme for identification codes	ExternalAccountIdentification1Code	
4	Proprietary	<Prtry>	[1..1]	proprietary reference	Max35Text	
3	Issuer	<Issr>	[0..1]	Issuer of the identification	Max35Text	
1	Type	<Tp>	[0..1]	Specifies the nature, or use of the account.	CashAccountType2Choice	
2	Code	<Cd>	[1..1]	Account type in coded form	ExternalCashAccountType1Code	In principle, any code from the external code list is permissible
2	Proprietary	<Prtry>	[1..1]	Account type in proprietary form	Max35Text	
1	Currency	<Ccy>	[0..1]	Currency of the account	ActiveOrHistoricCurrencyCode	
1	Name	<Nm>	[0..1]	Name of the account; in agreement with the account holder	Max70Text	
1	Proxy	<Pxy>	[0..1]	Substitute identification of the account	ProxyAccountIdentification1	An assignment is only permissible under the element groups <CdtrAcct> or <DbtrAcct> (as far as the proxy was delivered with the payment record).
2	Type	<Tp>	[0..1]	Proxytype	ProxyAccountType1Choice	
3	Code	<Cd>	[1..1]	Proxytype in coded form	ExternalProxyAccountType1Code	
3	Proprietary	<Prtry>	[1..1]	Proxytype in proprietary form	Max35Text	
2	Identification	<Id>	[1..1]	Identification of the proxy	Max2048Text	

3.2.11.5 Status Reason Information

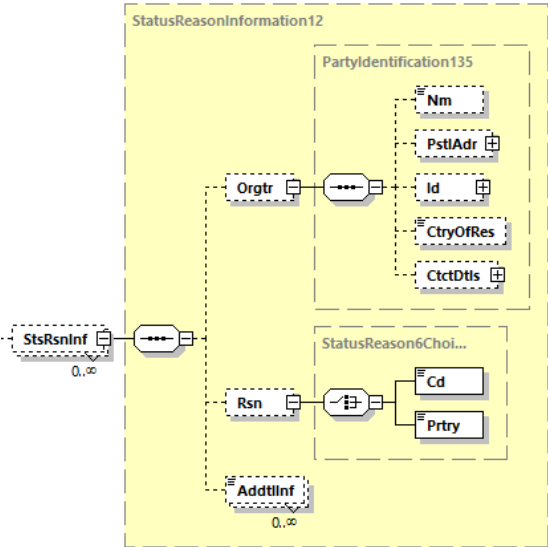


Diagram 99: pain.002.001.10, Status Reason Information

Definition

Status Reason Information.

XML-Tag

<StsRsnInf>

Occurrences

[0..n]

Rules

+	Name	XML-Tag	Occurrences	Definition	Type	DK-Rules
1	Originator	<Orgtr>	[0..1]	Identification of the party (PSP or CSM = Clearing and Settlement Mechanism) that initiated the status	PartyIdentification135	
2	Name	<Nm>	[0..1]	Name of the party	Max140Text	

DFÜ Agreement

Appendix 3: Specification of Data Formats

+	Name	XML-Tag	Occurrences	Definition	Type	DK-Rules
2	PostalAddress	<PstlAdr>	[0..1]	Refer to 3.2.11.1		Not allocated
2	Identification	<Id>	[0..1]	Refer to 3.2.11.3		It is recommended to use the BIC (under <OrgId><AnyBIC>) if possible.
2	CountryOfResidence	<CtryOfRes>	[0..1]	Country in which the party has its residence/company headquarters	CountryCode	Not allocated
2	ContactDetails	<CtctDtls>	[0..1]	Contact details at the party	Contact4	Not allocated
1	Reason	<Rsn>	[0..1]	Reason for the current status	StatusReason6Choice	
2	Code	<Cd>	[1..1]	In coded form	ExternalStatusReason1Code	In principle, any code from the external code list is permissible. For notes on assignment, see chapter 3.2.13
2	Proprietary	<Prtry>	[1..1]	In proprietary form	Max35Text	Only possible in the case of relay payments
1	AdditionalInformation	<AddtlInf>	[0..n]	Textual information about the status reason	Max105Text	In the case of the reason code NARR, a specification must be made here

DFÜ Agreement

Appendix 3: Specification of Data Formats

3.2.12 Status Codes

The following tables list the status codes from the external code lists „ExternalPaymentGroupStatus1Code“ resp. ExternalPaymentTransactionStatus1Code that can be used for the Non-SEPA PSR.

Status codes, that can occur at all levels (message/payment information level/transaction):

DFÜ Agreement

Appendix 3: Specification of Data Formats

Code	Description	Comment
ACCP	AcceptedCustomerProfile Syntax check and customer profile check successful	
ACSC	AcceptedSettlementCompleted DebitorAccount Posting to payer account completed	
ACSP	AcceptedSettlementProcess All backend steps are completed / transferred to clearing	With this status different reason codes from gpi tracking (per single Tx) can occur - So the status ACSP can be reported several times in a row even with delta representation (Details refer to 3.2.13).
ACTC	AcceptedTechnicalValidation Syntax check of the file successful	Used only at the message level
ACWC	AcceptedWithChange Syntax check and customer profile check successful. Adjustments were necessary	This status can be used for the case where the account keeping institution has modified an (incorrect) UETR submitted by the customer. In this case it is recommended to provide appropriate information under <StsRsnInf><AddtlInf>, example under this table. As reason code RF01 (NotUniqueTransactionReference) or simply NARR (narrative) can be used.
PART	PartiallyAccepted Partially accepted	Can/may only be used at message and payment information level. In the case of the Non-SEPA PSR, this means that at least one transaction has been rejected in the file or collector (status RJCT). In particular, a "mixture" of different positive codes is not marked with PART on the level above.
PDNG	Pending No new / current information available	Not used in the DK, since only the delta is reported. Transactions missing in the PSR still have the last reported status or no status yet.
RCVD	Received File received	Used only at the message level
RJCT	Rejected entire file / collector / transaction rejected	This status is possible at different places of the process. This status must always be used with a reason code (from ExternalStatusReason1Code).

DFÜ Agreement

Appendix 3: Specification of Data Formats

Proposal for German or English language assignment in case of ACWC due to UETR modified by PSP :

<AddtlInf> Ungültige UETR konnte nicht verwendet werden. Die tatsächlich von der Bank generierte UETR findet sich unter TxInfAndSts in OrgnlUETR.</AddtlInf>.

<AddtlInf>Invalid UETR. The UETR generated by the bank is reported under TxInfAndSts in OrgnlUETR.</AddtlInf>

Status codes that can only occur at the transaction level:

Code	Description	Comment
ACCC	AcceptedSettlementCompletedCreditorAccount Amount was credited to creditor side	This is the final status of a successfully completed transaction
ACFC	AcceptedFundsCheck	Not used, but may occur in the case of relay payments.
ACIS	AcceptedandChequelssued	Not used, but may occur in the case of relay payments
CPUC	CashPickedUpByCreditor	Not used, but may occur in the case of relay payments

3.2.13 Reason codes associated with ACSP status

The following table lists the codes from the external code list "ExternalStatusReason1Code", each of which has a special meaning together with the status code "ACSP":

ISO Code and ISO Name / Description text at ISO	Meaning under pain.002 Status ACSP
<p><Rsn><Cd> = G001 PaymentTransferredAndNotTracked</p> <p>In the case of a customer transfer: The party reporting this status has transferred the payment to the next agent/infrastructure. The payment transfer is not tracked. No further updates are made.</p>	<p>The transaction is validated by an intermediary agent. This is the final status for the transaction under the gpi SLA.</p> <p>With Reason G001, ACSP is the final status that can be reported (transaction is then processed outside of gpi).</p>
<p><Rsn><Cd> = G005 DeliveredWithServiceLevel</p> <p>The payment was sent to the payee's bank with service level.</p>	<p>The transaction is validated by the beneficiary's bank. The payment was delivered to the beneficiary bank as gpi.</p> <p>After that only ACCC or RJCT can come.</p>
<p><Rsn><Cd> = G006 DeliveredWithoutServiceLevel</p> <p>The payment was sent to the payee's bank without service level.</p>	<p>The transaction is validated by the beneficiary's bank. The payment was delivered to the beneficiary bank as non-gpi.</p> <p>With Reason G006 ACSP is the last status (will be further processed outside of gpi afterwards).</p>

DFÜ Agreement

Appendix 3: Specification of Data Formats

3.3 Cross-border payment transactions based on DTAZV

3.3.1 General Procedure

The technical conditions serve the processing of cross border payments payments arising from foreign trade between customer and bank.

The electronic data transmission has to follow special agreements.

3.3.2 File Structure

(1) File name: DTAZV_(name extension is not allocated)

(2) Character Set:

Permitted Character Set ²⁵	Characters	Hexadecimal Code
Numeric characters	0 to 9	X '30' to X '39'
Upper-case letters	A to Z	X '41' to X '5A'
<u>Special characters:</u>		
Blank	" "	X '20'
Full stop	" . "	X '2E'
Comma	" , "	X '2C'
Ampersand	" & "	X '26' ²⁶
Hyphen	" - "	X '2D'
Slash	" / "	X '2F'
Plus sign	" + "	X '2B'
Asterisk	" * "	X '2A' ²⁶
Dollar sign	" \$ "	X '24' ²⁶
Percent sign	" % "	X '25' ²⁶

The special German characters Ä, Ö and Ü are encoded as AE, OE, UE and ß as SS.

The banks are not liable for any errors on printout arising from any characters deviating from the above.

(3) File Structure: The records present in the file belong to the following types:

- Q Data header with 256 bytes (occurrence: 1)
- T Single payment order with 768 bytes (occurrences: 1 to N)
- Z Data trailer with 256 bytes (occurrence: 1)

Any deviation of structure or specification must be agreed upon separately. Wherever there

²⁵ Encoding as per DIN 66003 (June 1974), code table 2, German reference version.

²⁶ Not permitted at present.

DFÜ Agreement

Appendix 3: Specification of Data Formats

are violations which lead to a program abort, especially if a record length or a data format is wrong, the bank is entitled to return the entire file unprocessed.

DFÜ Agreement

Appendix 3: Specification of Data Formats

Structure of data records

Data record Q (file header)

The record contains customer-related information which applies to the entire file. There is only one header in each file.

Field	Length in bytes	1st place in record	Type of field ²⁷	Data format ²⁸	Contents	Description
1	4	1	M	num	Length of record	Length of record in accordance with standards for variable record length
2	1	5	M	alpha	Type of record	Constant "Q"
3	8	6	M	num	German bank code (BLZ)	Bank receiving the file
4	10	14	M	num	Customer number	Order number agreed with the bank receiving the file (where necessary: account number)
5	4x35	24	M	alpha	Name and address of principal	Lines 1 and 2 : Name Line 3 : Street/PO Box Line 4 : City / town
6	6	164	M	num	Date of generation	Format: YYMMDD
7	2	170	M	num	Serial number	Daily serial number
8	6	172	M	num	(First) execution date of file	Format: YYMMDD; Same or up to maximum of 15 calendar days after the date of field Q6.
9	1	178	M	alpha	To be sent to reporting authorities	Only 'N' allowed

²⁷ O = optional field; M = mandatory field; O/M = mandatory field in the case of certain criteria, N = field which must remain empty

²⁸ alpha = alphanumeric data (left aligned, empty spaces: blanks); num =numeric data (right aligned, empty spaces: zeros).

DFÜ Agreement

Appendix 3: Specification of Data Formats

Field	Length in bytes	1st place in record	Type of field <small>27</small>	Data format ²⁸	Contents	Description
10	2	179	O/M	num	Federal state number	Allocation '00' (Reserve)
11	8	181	O/M	num	Principal's (payer's) company number / (German) bank code	Allocation '00000000' (Reserve)
12	68	189	N	alpha		Reserve
	256					

DFÜ Agreement

Appendix 3: Specification of Data Formats

Data record T (single data record)

This single data record contains information about the transfer order to be effected. Per logical file multiple T records are possible

Field	Length in bytes	1st place in record	Data format ²⁹	Contents	Description	Field type ³⁰ general payments
1	4	1	num	Length of record	Length of record	M
2	1	5	alpha	Type of record	Constant "T"	M
3	8	6	num	German bank code (BLZ)	German Bank code of the bank section maintaining the account, to which order amount is to be debited (field T4b)	M
4a	3	14	alpha	ISO currency code	For account to which order amount is to be debited	M
4b	10	17	num	Account number	Account to be debited with order amount	M
5	6	27	num	Execution date of individual payment if deviating from field Q8	Format: YYMMDD; immediately or by the date specified in field Q8 but no later than 15 calendar days after the date in field Q6; if field T5 does not contain a date, the date in Q8 is assumed to be the execution date	O

²⁹ alpha = alphanumeric data (left aligned, empty spaces: blanks); num =numeric data (right aligned, empty spaces: zeros).

³⁰ O = optional field; M = mandatory field; O/M = mandatory field in the case of certain criteria, N = field which must remain empty

DFÜ Agreement

Appendix 3: Specification of Data Formats

Field	Length in bytes	1st place in record	Data format ²⁹	Contents	Description	Field type ³⁰ general payments
6	8	33	num	German bank code (<i>BLZ</i>)	Bank code of bank section maintaining the account to be debited with fees and expenses. (a value is to be allocated only if this account is different from order amount account)	O/M
7a	3	41	alpha	ISO currency code	Currency code of the account to be debited with fees and expenses (a value is to be allocated only if this account is different from order amount account)	O/M
7b	10	44	num	Account number	Account number of the account to be debited with fees and expenses (a value is to be allocated only if this account is different from order amount account)	O/M
8	11	54	alpha	Bank Identifier Code (BIC) of beneficiary's payment service provider or other ID, eg Chips ID	If the payment is made to a German payment service provider, alternatively, also the German bank code of the payee's payment service provider, in which case three slashes should precede the bank code (not to be completed for cheque drawings, ie for payment type codes 20-23 and 30-33 in field T22)	O/M

DFÜ Agreement

Appendix 3: Specification of Data Formats

Field	Length in bytes	1st place in record	Data format ²⁹	Contents	Description	Field type ³⁰ general payments
9a	3	65	alpha	Country code of payee's payment service provider	Two-letter ISO-alpha country code as per country index for the balance of payments statistics; left aligned; third place blank (mandatory field if no values allocated to field T8 is not completed; no value is to be allocated for cheque drawings, ie for payment type codes 20-23 and 30-33 in field T22)	O/M
9b	4X35	68	alpha	Address of payee's payment service provider	Mandatory field if field T8 does not contain BIC address or – for payments to a German payment service provider – it does not contain the German bank code; if address is not known, enter "UNBEKANNT" Lines 1 and 2: Name Line 3: Street Line 4: City (no value to be allocated for cheque drawings, i.e. for payment type codes 20-23 and 30-33 in field T22)	O/M
10a	3	208	alpha	Country code for country of payee or cheque recipient	Two-letter ISO-alpha country code as per country index for the balance of payments statistics; left aligned, third place blank	M
10b	4X35	211	alpha	Payee /cheque recipient	For payment orders: payee For cheque drawings: cheque recipient Lines 1 and 2: Name Line 3: Street Line 4: City / country	M

DFÜ Agreement

Appendix 3: Specification of Data Formats

Field	Length in bytes	1st place in record	Data format ²⁹	Contents	Description	Field type ³⁰ general payments
11	2X35	351	alpha	Order mark	Allocated only for cheque drawings (ie for the payment type codes 20-23 and 30-33 in field T22) and if different from content of lines 1 and 2 in field T10b	O/M
12	35	421	alpha	IBAN or account number of payee	IBAN or German account number of the payee, left aligned, beginning with slash. (No value to be allocated for cheque drawings, ie for payment type codes 20-23 and 30-33 in field T22)	O/M
13	3	456	alpha	Order currency	ISO code of currency payable	M
14a	14	459	num	Amount (digits before decimal point)	Right aligned	M
14b	3	473	num	Amount (digits after decimal point)	Left aligned	M
15	4X35	476	alpha	Details of payment (remittance information)		O
16	2	616	num	Instruction code 1 (as per chapter 3.3.2.2)	No value to be allocated for check drawings, (i.e. for payment type codes 20-23 and 30-33 in field T22)	O
17	2	618	num	Instruction code 2 (as chapter 3.3.2.2)	No value to be allocated for check drawings, (i.e. for payment type codes 20-23 and 30-33 in field T22)	O

DFÜ Agreement

Appendix 3: Specification of Data Formats

Field	Length in bytes	1st place in record	Data format ²⁹	Contents	Description	Field type ³⁰ general payments
18	2	620	num	Instruction code 3 (as per chapter 3.3.2.2)	No value to be allocated for check drawings, (i.e. for payment type codes 20-23 and 30- 33 in field T22)	O
19	2	622	num	Instruction code 4 (as per chapter 3.3.2.2 and chapter 3.3.2.3)	Enter '91' in the case of "euro-equivalent payments" (<i>see chapter 3.3.2.3</i>) For cheque drawings (i.e. for payment type codes 20-23 and 30-33 in field T22), only '91' possible	O/M
20	25	624	alpha	Additional information on instruction code	For example, telex, telephone number, cable address. (No value to be allocated for cheque drawings, ie for payment type codes 20-23 and 30-33 in field T22)	O
21	2	649	num	Fee rule	00 = fees debited to ordering customer / third-party fees and expenses debited to payee 01 = all fees and expenses debited to principal (payer) 02 = all fees and expenses debited to payee For cheque drawings, i.e. for payment type codes 20-23 and 30-33 in field T22, only '00' is possible.	O/M
22	2	651	num	Code for type of payment	As per chapter 3.3.2.1	M

DFÜ Agreement

Appendix 3: Specification of Data Formats

Field	Length in bytes	1st place in record	Data format ²⁹	Contents	Description	Field type ³⁰ general payments
23	27	653	alpha	Variable text only for principal's (payer's) settlement purposes	Principal (payer) may allocate a value at his discretion (eg reference number). This is not forwarded; use T15 for data to be forwarded. No more than 16 bytes are transmitted to the electronic account statement. (only after consultation with the bank)	O
24	35	680	alpha	Name and telephone number and name of deputy, if any	Person to contact at principal's company if paying bank/reporting authority has questions relating to payment order. Then, if principal is not the party liable for payment: 'INVF', followed directly (without space) by: the federal state number (2 digits) and the company code or German bank code (8 digits) of party liable for payment	O/M
25	1	715	num	Reporting code	Allocation '0' (Reserve)	N
26	51	716	alpha		Reserve	N
27	2	767	num	Extension identifier	00 = No further report parts (only '00' allowed)	M
	768					

DFÜ Agreement

Appendix 3: Specification of Data Formats

Data record Z (trailer)

The trailer serves the purpose of reconciliation. There is only one trailer per logical file.

Field	Length in bytes	1st place in record	Field type ³¹	Data format ³²	Contents	Description
1	4	1	M	num	Length of record	Length of record
2	1	5	M	alpha	Type of record	Constant "Z"
3	15	6	M	num	Sum total of all amounts (no decimal places)	Sum of all amounts in field T14a (all currencies)
4	15	21	M	num	Number of T data records	
5	221	36	N	alpha		Reserve
	256					

³¹ O = optional field; M = mandatory field; O/M = mandatory field in the case of certain criteria, N = field which must remain empty

³² alpha = alphanumeric data (left aligned, empty spaces: blanks); num =numeric data (right aligned, empty spaces: zeros).

DFÜ Agreement

Appendix 3: Specification of Data Formats

3.3.2.1 Codes for identifying type of payment

Agreed between parties	00 = Standard transmission (eg letter, standard SWIFT.)	
	10 = urgent SWIFT.	
	15 = Cross-border transfer, in accordance with a bilateral agreement with the bank	
	20 = Cheque drawing, any form of dispatch	
	21 = Cheque drawing, sent by registered mail	
	22 = Cheque drawing, sent by special delivery	
	23 = Cheque drawing, sent by registered /express mail	
	30 = Cheque drawing to principal, any form of dispatch	
	31 = Cheque drawing to principal, sent by registered mail	
Reserved for intercompany purposes	32 = Cheque drawing to principal, sent by special delivery	
	33 = Cheque drawing to principal, sent by registered /express mail	
	34	42
	35	43
	36	44
	37	45
	38	46 initially empty
	39	47
	40	48
Internal	41	49
	50	62
	51	63
	52	64
	53	65
	54	66
	55	67
	56	68
	57	69
	58	70
	59	bis
	60	99
	61	

DFÜ Agreement

Appendix 3: Specification of Data Formats

3.3.2.2 Instruction codes for payments – Value

Key DTAZV	Key SWIFT MT103	Unencrypted text	Cannot be combined with the following instruction codes
02	CHQB	Pay payee only by cheque. The optional account number line in field 59 (MT103) must not be used	04, 11, 12
04	HOLD	Payee /claimant will call; pay upon identification.	02, 11, 12
06	PHON	Please advise payee's payment service provider by phone.	07
07	TELE	Please advise payee's payment service provider by the most efficient means of telecommunication.	06
09	PHOB	Please advise payee by phone.	10
10	TELB	Please advise payee by the most efficient means of telecommunication	09
11	CORT	Payment is made in settlement of a trade, eg foreign exchange deal, securities transaction.	02, 04
12	INTC	The payment is an intra-company payment, ie a payment between two companies belonging to the same group.	02, 04
91		Euro equivalent payment: (usage permitted only in field T 19, see chapter 3.3.2.3)	

3.3.2.3 Instruction codes for "Euro equivalent payments"

The instruction "Euro equivalent payment" may be given only in field T19.

T19 = 91 = euro equivalent payment

The amount given in fields T14a and T14b is the euro amount which is converted into the currency indicated in field T13 and paid in this currency to the payee or cheque recipient. A euro equivalent payment can be made only to the debit of an euro account.

DFÜ Agreement

Appendix 3: Specification of Data Formats

4 Securities Business

Annotation:

Since the "DFÜ agreement" does not require all SWIFT. formats, the present chapter does not attempt to give a complete description of SWIFT., but only modifications to the format rules. Fields that are not needed have either a constant value assigned or are left blank. Nonetheless, any data record generated in accordance with these instructions will be in compliance with the SWIFT formats.

General syntax usage rules

1. Lines with a shaded background mark the start of a new field or sequence. The status and number information in those lines refers to the entire field or sequence.
2. If an optional field or sequence is left unassigned, then the entire field or sequence must be left out.
3. If several options are possible for a given field, then the code for that option replaces the lower-case letter given with the field number. (For example, field :90a: with option C becomes :90C:).
4. Tags are separated by <CR><LF> (ASCII: X'0D0A')
5. A message or partial message is terminated with <CR><LF><--> (ASCII: X'0D0A2D').
6. The data record begins with a leading <CR><LF> in front of the tag in the first field.
7. The contents of a field must not contain a colon or hyphen at the start of a record.
8. There is no need to verify compliance with the length limitations that SWIFT. specifies for SWIFT. messages.
9. The SWIFT. character set (see below) should be followed. However, in order to avoid problems with third party data which are set in the SWIFT. formats and use another character set (for instance WM security categories in field :35B:), the receiving system should until further notice not reject any further orders which violate these requirements.
10. When using date specifications consisting of six digits (i.e. YYMMDD) between the 20th and the 21st century the following distinction has to be made:
 - If the year (YY) is greater than 79 the date refers to the 20th century. If the year is less than 79 the date refers to the 21st century.
 - If YY > 79 then YYMMDD = 19YYMMDD
 - else YYMMDD = 20YYMMDD
 - Thus, the 6-digit date specifications comprise the years from 1980 to 2079.

Formats

Code	Name	Definition
a	alpha	Any alphabet character from A to Z is allowed.
c	character	Any character from "A" to "Z" and "0" to "9" is allowed.
d	decimal	A floating-point number. The integer part must contain at least one position. A decimal character (comma) must be included (it is counted against the maximum length).
n	numeric	Any numeral from 0 to 9 is allowed.
x	alpha numeric	Any member of the set of SWIFT. characters is allowed

DFÜ Agreement

Appendix 3: Specification of Data Formats

Character Set



Before processing, the bank must perform an ASCII-EBCDIC conversion if necessary.

The SWIFT character set applies for all SWIFT formats unless otherwise defined.

The SWIFT character set is a subset of ISO 8859:

	0	1	2	3	4	5	6	7	8	9	A	B	C	D	E	F
0											LF			CR		
1																
2	SP	!	"	#	\$	%	&	'	()	*	+	,	-	.	/
3	0	1	2	3	4	5	6	7	8	9	:	;	<	=	>	?
4	@	A	B	C	D	E	F	G	H	I	J	K	L	M	N	O
5	P	Q	R	S	T	U	V	W	X	Y	Z	[\]	^	_
6	`	a	b	c	d	e	f	g	h	i	j	k	l	m	n	o
7	p	q	r	s	t	u	v	w	x	y	z	{		}	~	
8																
9																
A		ı	ç	£	¤	¥	ı	§	¨	©	ª	«	¬		®	¯
B	°	±	²	³	´	µ	¶	·	¸	¹	º	»	¼	½	¾	¿
C	À	Á	Â	Ã	Ä	Å	Æ	Ç	È	É	Ê	Ë	Ì	Í	Î	Ï
D	Ð	Ñ	Ò	Ó	Ô	Õ	Ö	×	Ø	Ù	Ú	Û	Ü	Ý	Þ	ß
E	à	á	â	ã	ä	å	æ	ç	è	é	ê	ë	ì	í	î	ï
F	ð	ñ	ò	ó	ô	õ	ö	÷	ø	ù	ú	û	ü	ý	þ	ÿ

Although the brace characters are part of the set and are used for delimiting fields, they may not be used in the text of a message sent from one user to another.

4.1 MT 513 Client Advice of Execution

"Client Advice of Execution"; based on SWIFT. "Standards Release Guide"
(last amendment incorporated SRG 1998)

• Overview (without constant fields)

Sequence	Sub-sequence	Tag	Status ³³	Contents
A			M	General information
		:98C:	O	Date/time when message was created
B			O	Partial fill and/or recap details
	B1		O	Partial fill details

³³ M = mandatory field, O = optional field

DFÜ Agreement

Appendix 3: Specification of Data Formats

Sequence	Sub-sequence	Tag	Status 33	Contents
		:36B:	M	Quantity of securities for which a partial trade or sale is confirmed
		:90a:	M	Closing rate/trading price of the partial trade (specified as amount or percentage)
		:22F:	O	Type of price which is designated in the closing price
		:98C:	O	Date/time of the trading
		:94B:	O	Stock exchange where the partial trade was carried out or is intended to be carried out
		:36B:	M	Total quantity ordered
		:36B:	M	Quantity which has already been executed
		:36B:	M	Quantity which remains as an order
	C		M	Details of orders
		:98a:	M	Date/time of the trading
		:90a:	M	Closing price/trading price (specified as amount or percentage)
		:99A:	O	Number of the accrued days which are used for the calculation of the accrued interest
		:94B:	O	Stock exchange where the order is traded
		:22H:	M	Sale/Purchase
		:22F:	O	Type of price
		:22F:	O	Conditions of the trade transaction
		C1	M	Parties to the confirmation
		:95Q:	M	Identification of the executing institute (field does not have to be evaluated by the customer system)
		:97A:	O	Securities deposit account of the customer
		:97A:	O	Cash/clearing account of the customer
		:70E:	O	Additional information on execution
		:36B:	M	Quantity of securities
		:35B:	M	Reference number (ISIN or WKN) and identification of the security
		C2	O	Attributes for the financial instrument
		:22F:	O	Methods for calculating interest
		:22F:	O	Type of securities
		:22F:	O	Frequency of payment
		:22F:	O	Preferentials for entries
		:22F:	O	Status of payment
		:22F:	O	Restrictions
		:11A:	O	Currency of the face amount (currency in which the quantity of securities is specified as face amount in C1, field :36B:)
		:98A:	O	Dates: <ul style="list-style-type: none"> • Next coupon date • Expiry date • Reset date for a floating rate note • Maturity date • Issue date (issue date of the security) • Cancellation date • Conversion date • Put date • Date from which a fixed-interest security bears interest
		:92A:	O	Factors and interest rates for fixed-interest securities

DFÜ Agreement

Appendix 3: Specification of Data Formats

Sequence	Sub-sequence	Tag	Status ³³	Contents
		:13B:	O	<ul style="list-style-type: none"> Coupon number Pool number Proportion number Version number of the options contract or the tranche
		:70E:	O	Additional information on security (e.g. type of safekeeping account, type of custodianship, safekeeping account key)
		:13B:	O	Certificate number

-
- **Guidelines for entries**

Sequence	Sub-sequence	Tag	Name	Format ³⁴	Length	Status ³⁵	Quantity	Contents/Explanations
A			General information			M	1	
A		:16R:	Start of block			M	1	
			Tag			M	1	":16R:"
			Code	c	..16	M	1	"GENL"
A		:20C:	Sender's reference			M	1	
			Tag			M	1	":20C:"
			Constant			M	1	"."
			Qualifier	c	4	M	1	"SEME"
			Constant			M	1	"//"
			Reference	x	..16	M	1	"NONREF"
A		:23G:	Function of the message			M	1	
			Tag			M	1	":23G:"
			Function	c	4	M	1	"NEWM"
A		:98C:	Creation date/time			O	1	
			Tag			M	1	":98C:"
			Constant			M	1	"."
			Qualifier	c	4	M	1	"PREP"
			Constant			M	1	"//"
			Date	n	8	M	1	YYYYMMDD
			Time	n	6	M	1	hhmmss
A		:22F:	Indicator: type of trade transaction			M	1	
			Tag			M	1	":22F:"
			Constant			M	1	"."
			Qualifier	c	4	M	1	"TRTR"

³⁴ a = alpha, any alphabet character from A to Z is allowed, c = character, any character from "A" to "Z" and "0" to "9" is allowed, d = decimal (floating-point number, the integer part must contain at least one digit, a decimal character (comma) is mandatory and is included in the maximum length), n = numeric, any numeral from 0 to 9 is allowed, x = alphanumeric (any member of the set of SWIFT characters is allowed)

³⁵ M = mandatory field, O = optional field

DFÜ Agreement

Appendix 3: Specification of Data Formats

Sequence	Sub-sequence	Tag	Name	Format ³⁴	Length	Status ³⁵	Quantity	Contents/Explanations
			Constant			M	1	"//"
			Indicator	c	4	M	1	"TRAD"
	A1		Linkages			O	1	
	A1	:16R:	Start of block			M	1	
			Tag			M	1	":16R:"
			Code	c	..16	M	1	"LINK"
	A1	:20C:	Sender's reference			M	1	
			Tag			M	1	":20C:"
			Constant			M	1	":."
			Qualifier	c	4	M	1	"RELA"
			Constant			M	1	"//"
			Reference	x	..16	M	1	"0000000000000000"
		:16S:	End of block			M	1	
	A1		Tag			M	1	":16S:"
			Code	c	..16	M	1	"LINK"
		:16S:	End of block			M	1	
			Tag			M	1	":16S:"
			Code	c	..16	M	1	"GENL"
	B		Partial fill and/or recap details			O	1	Only to be filled in in the case of partial fill If an order has already been partly executed and the remainder of the order is executed, this remainder should be treated like a partial fill; i.e. in the case of the execution of the remainder, all previous partial executions are to be listed in part B and the details of the total order in part C.
	B	:16R:	Start of block			M	1	
			Tag			M	1	":16R:"
			Code	c	..16	M	1	"RCAP"
	B1		Partial fill details			O	1..n	
	B1	:16R:	Start of block			M	1	
			Tag			M	1	":16R:"
			Code	c	..16	M	1	"PAFILL"
	B1	:36B:	Quantity of financial instrument partially filled			M	1	
			Tag			M	1	":36B:"
			Constant			M	1	":."
			Qualifier	c	4	M	1	"PAFI"
			Constant			M	1	"//"

DFÜ Agreement

Appendix 3: Specification of Data Formats

Sequence	Sub-sequence	Tag	Name	Format 34	Length	Status 35	Quantity	Contents/Explanations	
	B1	:90a:	Type	c	4	M	1	"FAMT" = the quantity is expressed as face amount "UNIT" = the quantity is expressed as whole number	
			Constant			M	1	"/"	
			Quantity	d	..15	M	1		
			Closing price/trading price of the partial trade			M	1		
			Option A:						If the price is a percentage
			Tag			M	1	":90A:"	
			Constant			M	1	":."	
			Qualifier	c	4	M	1	"DEAL"	
			Constant			M	1	"/"	
			Type	c	4	M	1	"PRCT"	
			Constant			M	1	"/"	
			Price	d	..15	M	1	The number of decimal digits is not validated against the currency.	
			Option B:						If the price is an amount
			Tag			M	1	":90B:"	
			Constant			M	1	":."	
			Qualifier	c	4	M	1	"DEAL"	
			Constant			M	1	"/"	
			Type	c	4	M	1	"ACTU"	
			Constant			M	1	"/"	
			Currency	a	3	M	1	ISO 4217 currency code	
			Price	d	..15	M	1	The number of decimal digits is not validated against the currency.	
	B1	:22F:	Indicator: type of price			O	1		
			Tag			M	1	":22F:"	
			Constant			M	1	":."	
			Qualifier	c	4	M	1	"PRIC"	
			Constant			M	1	"/"	
			Indicator	c	4	M	1	"AVER" = price in B1:90a: is an average execution price in the case of partial execution "NET1" = price in B1:90a: is a net price, i.e. without fees, expenses and taxes	
	B1	:98C:	Date/time of the trading			O	1		
			Tag			M	1	":98C:"	
			Constant			M	1	":."	
			Qualifier	c	4	M	1	"TRAD"	
			Constant			M	1	"/"	

DFÜ Agreement

Appendix 3: Specification of Data Formats

Sequence	Sub-sequence	Tag	Name	Format ³⁴	Length	Status ³⁵	Quantity	Contents/Explanations
B	B1		Date	n	8	M	1	YYYYMMDD
			Time	n	6	M	1	hhmmss
		:94B:	Place of trade			O	1	Name of exchange
			Tag			M	1	":94B:"
			Constant			M	1	":
			Qualifier	c	4	M	1	"TRAD"
			Constant			M	1	"/"
			Place	c	4	M	1	"EXCH" = the place of trade is an exchange (in case of exchange-traded securities) "OTCO" = the place of trade is over the counter (e.g. in case of investment funds)
			Constant			M	1	"/"
			Narrative	x	..30	M	1	If EXCH is assigned, the name of the exchange (MIC) must be given in the narrative. If OTCO is used, the name of the system or "AUSSERBOERSLICH" (if name is not known or in the case of fixed-price transactions) or "SUBSCRIPTION" (in the case of subscription)
	B1	:16S:	End of block			M	1	
			Tag			M	1	":16S:"
			Code	c	..16	M	1	"PAFILL"
	B	:36B:	Quantity of the financial instrument			M	1	Total quantity ordered
			Tag			M	1	":36B:"
			Constant			M	1	":
			Qualifier	c	4	M	1	"ORDR"
			Constant			M	1	"/"
			Type	c	4	M	1	"FAMT" = the quantity is expressed as face amount "UNIT" = the quantity is expressed as whole number
			Constant			M	1	"/"
			Quantity	d	..15	M	1	
	B	:36B:	Quantity of the financial instrument			M	1	Quantity which has already been executed
			Tag			M	1	":36B:"
			Constant			M	1	":
			Qualifier	c	4	M	1	"PREX"

DFÜ Agreement

Appendix 3: Specification of Data Formats

Sequence	Sub-sequence	Tag	Name	Format ³⁴	Length	Status ³⁵	Quantity	Contents/Explanations
B			Constant			M	1	"/"
			Type	c	4	M	1	"FAMT" = the quantity is expressed as face amount "UNIT" = the quantity is expressed as whole number
			Constant			M	1	"/"
			Quantity	d	..15	M	1	
	:36B:		Quantity of the financial instrument			M	1	Quantity which remains as an order
			Tag			M	1	":36B:"
			Constant			M	1	":."
			Qualifier	c	4	M	1	"REMA"
			Constant			M	1	"/"
			Type	c	4	M	1	"FAMT" = the quantity is expressed as face amount "UNIT" = the quantity is expressed as whole number
			Constant			M	1	"/"
			Quantity	d	..15	M	1	
B	:16S:		End of block			M	1	
			Tag			M	1	":16S:"
			Code	c	..16	M	1	"RCAP"
			Details of order			M	1	
	:16R:		Start of block			M	1	
			Tag			M	1	":16R:"
			Code	c	..16	M	1	"ORDRDET"
			Date/time			M	1	Date/time of the trading
	:98a:		Option A:					if there are partial executions within one day
			Tag			M	1	":98A:"
			Constant			M	1	":."
			Qualifier	c	4	M	1	"TRAD"
			Constant			M	1	"/"
			Date	n	8	M	1	YYYYMMDD
			Option B:					if there are partial executions over several days
			Tag			M	1	":98B:"
			Constant			M	1	":."
			Qualifier	c	4	M	1	"TRAD"
			Constant			M	1	"/"
			Date code	c	4	M	1	"VARI"
			Option C:					if there is no partial execution
			Tag			M	1	":98C:"

DFÜ Agreement

Appendix 3: Specification of Data Formats

Sequence	Sub-sequence	Tag	Name	Format ³⁴	Length	Status ³⁵	Quantity	Contents/Explanations
C	:90a:		Constant			M	1	"."
			Qualifier	c	4	M	1	"TRAD"
			Constant			M	1	"//"
			Date	n	8	M	1	YYYYMMDD
			Time	n	6	M	1	hhmmss
			Closing price/trading price			M	1	If there are partial executions, either an average price or the value '0' can be specified here
			Option A: if the price is a percentage					
			Tag			M	1	":90A:"
			Constant			M	1	"."
			Qualifier	c	4	M	1	"DEAL"
			Constant			M	1	"//"
			Type	c	4	M	1	"PRCT"
			Constant			M	1	"//"
			Price	d	..15	M	1	The number of decimal digits is not validated against the currency
			Option B: If the price is an amount					
			Tag			M	1	":90B:"
			Constant			M	1	"."
			Qualifier	c	4	M	1	"DEAL"
			Constant			M	1	"//"
			Type	c	4	M	1	"ACTU"
			Constant			M	1	"//"
			Currency	a	3	M	1	ISO 4217 currency code
			Price	d	..15	M	1	The number of decimal digits is not validated against the currency
C	:99A:		Number of the accrued days			O	1	
			Tag			M	1	":99A:"
			Constant			M	1	"."
			Qualifier	c	4	M	1	"DAAC"
			Constant			M	1	"//"
			Sign	a	1	O	1	"N" (only if the number of the day is negative)
			Number	n	3	M	1	Where applicable to be filled with leading zeros
	:94B:		Place of trade			O	1	Name of exchange (the field is not filled in if partial executions have been carried out at different stock exchanges)
			Tag			M	1	":94B:"
			Constant			M	1	"."
			Qualifier	c	4	M	1	"TRAD"
			Constant			M	1	"//"

DFÜ Agreement

Appendix 3: Specification of Data Formats

Sequence	Sub-sequence	Tag	Name	Format ³⁴	Length	Status ³⁵	Quantity	Contents/Explanations
C			Place	c	4	M	1	"EXCH" = the place of trade is an exchange (for exchange-traded securities) "OTCO" = Over the counter) (e.g. for investment fund)
			Constant			M	1	"/"
			Narrative	x	..30	M	1	If EXCH is assigned, the name of the exchange (MIC) must be given in the narrative, in plain text. If OTCO is used, the name of the system or "AUSSERBOERSLICH" (if name is not known or in the case of fixed-price transactions) or "SUBSCRIPTION" (in the case of subscription)
	:22H:		Indicator: sale/purchase			M	1	
			Tag			M	1	":22H:"
			Constant			M	1	"/"
			Qualifier	c	4	M	1	"BUSE"
			Constant			M	1	"/"
			Indicator	c	4	M	1	"BUYI" = buy "SELL" = sell
C	:22F:		Indicator: type of price			O	1	
			Tag			M	1	":22F:"
			Constant			M	1	"/"
			Qualifier	c	4	M	1	"PRIC"
			Constant			M	1	"/"
			Indicator	c	4	M	1	"AVER" = price in C:90a: is an average execution price in the case of partial execution "NET1" = price in C:90a: is a net price, i.e. without fees, expenses and taxes
C	:22F:		Indicator: conditions of the trade transaction			O	1	
			Tag			M	1	":22F:"
			Constant			M	1	"/"
			Qualifier	c	4	M	1	"TTCO"
			Constant			M	1	"/"

DFÜ Agreement

Appendix 3: Specification of Data Formats

Sequence	Sub-sequence	Tag	Name	Format ³⁴	Length	Status ³⁵	Quantity	Contents/Explanations
C			Indicator	c	4	M	1	"CBNS" = cum bonus "CCPN" = cum coupon "CDIV" = cum dividend "CRTS" = cum rights "XBNS" = ex bonus "XCPN" = ex coupon "XDIV" = ex dividends "XRTS" = ex warrant
		:22H:	Indicator: method of payment			M	1	
			Tag			M	1	":22H:"
			Constant			M	1	":"
			Qualifier	c	4	M	1	"PAYM"
			Constant			M	1	"/"
			Indicator	c	4	M	1	"APMT"
	C1		Parties to the confirmation			M	1	
	C1	:16R:	Start of block			M	1	
			Tag			M	1	":16R:"
			Code	c	..16	M	1	"CONFPRTY"
	C1	:95Q:	Party			M	1	Executing bank
			Tag			M	1	":95Q:"
			Constant			M	1	":"
			Qualifier	c	4	M	1	"INVE"
			Constant			M	1	"/"
			Name and address	x	..35	M	1	German bank code or BIC code of the executing bank
	C1	:97A:	Account			O	1	Securities account
			Tag			M	1	":97A:"
			Constant			M	1	":"
			Qualifier	c	4	M	1	"SAFE"
			Constant			M	1	"/"
			Account	x	..35	M	1	Bank code followed by "/" and the account number
	C1	:97A:	Account			O	1	Cash/clearing account
			Tag			M	1	":97A:"
			Constant			M	1	":"
			Qualifier	c	4	M	1	"CASH"
			Constant			M	1	"/"
			Account	x	..35	M	1	German bank code followed by "/" and the German account number
	C1	:70E:	Narrative for individual explanations			O	1	Additional information on execution
			Tag			M	1	":70E:"
			Constant			M	1	":"
			Qualifier	c	4	M	1	"DECL"
			Constant			M	1	"/"

DFÜ Agreement

Appendix 3: Specification of Data Formats

Sequence	Sub-sequence	Tag	Name	Format ³⁴	Length	Status ³⁵	Quantity	Contents/Explanations
C	C1		Narrative	x	..35	M	1..10	The lines are separated by <CR><LF>.
		:16S:	End of block			M	1	
			Tag			M	1	":16S:"
			Code	c	..16	M	1	"CONFPTY"
		:36B:	Quantity of the displayed financial instruments			M	1	If there are partial executions, the sum of the partial executions must be specified in sequence B
			Tag			M	1	":36B:"
			Constant			M	1	":"
			Qualifier	c	4	M	1	"ADVI"
			Constant			M	1	"/"
			Type	c	4	M	1	"FAMT" = the quantity is expressed as face amount "UNIT" = the quantity is expressed as whole number
			Constant			M	1	"/"
			Quantity	d	..15	M	1	
	C	:35B:	ID of the financial instrument			M	1	Either the ISIN or the WKN or both have to be specified.
			Tag			M	1	":35B:"
			Constant			O	1	"ISIN" (only if ISIN is specified)
			Constant			O	1	" " (blanks, only if ISIN is specified)
			ISIN ID	x	..12	M	1	If no ISIN is used "/DE/", followed by the German securities ID number (WKN) must be specified.
			Constant			M	1	<CR><LF>
			Narrative	x	..35	M	1..4	Securities ID If ISIN and WKN are both specified, the WKN must be set in the first line and the name in the lines 2-4. The lines are separated by <CR><LF>.
			Attributes for the financial instrument			O	1	
	C2	:16R:	Start of block			M	1	
			Tag			M	1	":16R:"
			Code	c	..16	M	1	"FIA"
	C2	:22F:	Indicator: method for calculating interest			O	1	
			Tag			M	1	":22F:"
			Constant			M	1	":"
			Qualifier	c	4	M	1	"MICO"

DFÜ Agreement

Appendix 3: Specification of Data Formats

Sequence	Sub-sequence	Tag	Name	Format ³⁴	Length	Status ³⁵	Quantity	Contents/Explanations
			Constant			M	1	"//"
			Indicator	c	4	M	1	"A001" = 30/360 "A002" = 30/365 "A003" = 30/actual "A004" = actual/360 "A005" = actual/365 "A006" = actuell/actual or 1/1 "A007" = 30E/360 or Eurobond basis
	C2	:22F:	Indicator: Type of securities			O	1	
			Tag			M	1	":22F:"
			Constant			M	1	":"
			Qualifier	c	4	M	1	"FORM"
			Constant			M	1	"//"
			Indicator	c	4	M	1	"BEAR" = bearer security "REGD" = registered instrument
	C2	:22F:	Indicator: frequency of payment			O	1	
			Tag			M	1	":22F:"
			Constant			M	1	":"
			Qualifier	c	4	M	1	"PFRE"
			Constant			M	1	"//"
			Indicator	c	4	M	1	"ANNU" = annually "MNTN" = monthly "QUTR" = quarterly "SEMI" = half-yearly "WEEK" = weekly
	C2	:22F:	Indicator: preferentials for entries			O	1	
			Tag			M	1	":22F:"
			Constant			M	1	":"
			Qualifier	c	4	M	1	"PREF"
			Constant			M	1	"//"
			Indicator	c	4	M	1	"ORDN" = common stock "PRFD" = the security has a preferred right to earnings and investments
	C2	:22F:	Indicator: status of payment			O	1	
			Tag			M	1	":22F:"
			Constant			M	1	":"
			Qualifier	c	4	M	1	"PAYS"
			Constant			M	1	"//"

DFÜ Agreement

Appendix 3: Specification of Data Formats

Sequence	Sub-sequence	Tag	Name	Format ³⁴	Length	Status ³⁵	Quantity	Contents/Explanations
			Indicator	c	4	M	1	"FULL" = completely paid "NILL" = nothing paid "PART" = partially paid
	C2	:22F:	Indicator: restrictions			O	1	
			Tag			M	1	":22F:"
			Constant			M	1	":"
			Qualifier	c	4	M	1	"REST"
			Constant			M	1	"/"
			Indicator	c	4	M	1	"144A" = non-registered security in accordance with the statutory restrictions 144A in the USA "NRST" = ownership or transfer is not subject to any restrictions "RSTR" = ownership or transfer is subject to restrictions (not in accordance with 144A)
	C2	:11A:	Currency			O	1	Currency of the face amount
			Tag			M	1	":11A:"
			Constant			M	1	":"
			Qualifier	c	4	M	1	"DENO"
			Constant			M	1	"/"
			Currency	a	3	M	1	ISO 4217 code
	C2	:98A:	Date			O	n	Dates
			Tag			M	1	":98A:"
			Constant			M	1	":"
			Qualifier	c	4	M	1	"COUP" = Next coupon date "EXPI" = Expiry date "FRNR" = Reset date for a floating rate note "MATU" = Maturity date "ISSU" = Issue date (issue date of the security) "CALD" = Call date (cancellation date) "CONV" = Conversion date "PUTT" = Put date "DDTE" = Dated date (date from which a fixed-interest security bears interest)
			Constant			M	1	"/"
			Date	n	8	M	1	YYYYMMDD

DFÜ Agreement

Appendix 3: Specification of Data Formats

Sequence	Sub-sequence	Tag	Name	Format ³⁴	Length	Status ³⁵	Quantity	Contents/Explanations
	C2	:92A:	Rate/record			O	n	Factors and interest rates for fixed-interest securities
			Tag			M	1	":92A:"
			Constant			M	1	":."
			Qualifier	c	4	M	1	"PRFC" = Previous factor as decimal fraction between 0 and 1, which is used for defining the outstanding principal amount of the bond "CUFC" = Current factor as a decimal fraction between 0 and 1, which is used for defining the outstanding principal amount of the bond "NWFC" = Next factor as decimal fraction between 0 and 1, which is used for defining the outstanding principal amount of the bond "INTR" = interest rate (1.: Ratio of interest rate paid during a specific period of time to the principal amount of the fixed-interest security; 2.: Current interest rate of a note with variable rate of interest) "NXRT" = Next interest rate (in the case of a note with variable rate of interest, which applies to the next payment period)
			Constant			M	1	"/"
			Sign	a	1	O	1	"N" (only if the amount is negative)
			Rate/record	d	..15	M	1	
	C2	:13B:	Numerical ID			O	n	
			Tag			M	1	":13B:"
			Constant			M	1	":."

DFÜ Agreement

Appendix 3: Specification of Data Formats

Sequence	Sub-sequence	Tag	Name	Format ³⁴	Length	Status ³⁵	Quantity	Contents/Explanations
C	C2		Qualifier	c	4	M	1	"COUP" = Coupon number (number of the next coupon on the coupon sheet) "POOL" = Pool number (number which is assigned by an issuer of an asset-backed security (USA), in order to indicate the group of encumbrances upon real property) "LOTS" = Lot number (numerical ID of a proportion of a security issue) "VERN" = version number of the options contract or the tranche
			Constant			M	1	"//"
			Number	x	..30	M	1	
		:70E:	Narrative on attributes of the financial instrument			O	1	
			Tag			M	1	":70E:"
			Constant			M	1	":."
			Qualifier	c	4	M	1	"FIAN"
			Constant			M	1	"//"
			Narrative	x	..35	M	1..10	The lines are separated by <CR><LF>.
		:16S:	End of block			M	1	
			Tag			M	1	":16S:"
			Code	c	..16	M	1	"FIA"
	C	:13B:	Certificate number			O	n	
			Tag			M	1	":13B:"
			Constant			M	1	":."
			Qualifier	c	4	M	1	"CERT"
			Constant			M	1	"//"
			Number	x	..30	M	1	Certificate number
	C	:16S:	End of block			M	1	
			Tag			M	1	":16S:"
			Code	c	..16	M	1	"ORDRDET"

DFÜ Agreement

Appendix 3: Specification of Data Formats

- Examples

Example: Buy without partial execution:

Sequ- ence	Sub- sequ- ence	Example
A		:16R:GENL :20C::SEME//NONREF :23G:NEWM :98C::PREP//19990305122030 :22F::TRTR//TRAD
	A1	:16R:LINK :20C::RELA//0000000000000000 :16S:LINK
		:16S:GENL
C		:16R:ORDRDET :98C::TRAD//19990302112030 :90B::DEAL//ACTU/EUR52,7 :94B::TRAD//EXCH/XFRA :22H::BUSE//BUYI :22F::PRIC//NET1 :22F::TTCO//CBNS :22H::PAYM//APMT
	C1	:16R:CONFPTY :95Q::INVE//10020030 :97A::SAFE//10020030/1234567 :97A::CASH//10020030/987654321 :16S:CONFPTY
		:36B::ADVII//UNIT/50, :35B:/DE/123456 Sample Company, common stock
	C2	:16R:FIA

DFÜ Agreement

Appendix 3: Specification of Data Formats

Sequ- ence	Sub- sequ- ence	Example
		:22F::FORM//BEAR
		:16S:FIA
		:16S:ORDRDET
		-

Example: Sell with two partial executions at a price of 52 Euro in the case of 50 units and 54 Euro in the case of 30 units:

Sequ- ence	Sub- sequ- ence	Example
A		:16R:GENL :20C::SEME//NONREF :23G:NEWM :98C::PREP//19990305122030 :22F::TRTR//TRAD
	A1	:16R:LINK :20C::RELA//0000000000000000 :16S:LINK
		:16S:GENL
B		:16R:RCAP
	B1	:16R:PAFILL :36B::PAFI//UNIT/50, :90B::DEAL//ACTU/EUR52, :22F::PRIC//NET1 :98C::TRAD//19990302112030 :94B::TRAD//EXCH/XFRA :16S:PAFILL
	B1	:16R:PAFILL :36B::PAFI//UNIT/30, :90B::DEAL//ACTU/EUR54,

DFÜ Agreement

Appendix 3: Specification of Data Formats

Sequ- ence	Sub- sequ- ence	Example
		:22F::PRIC//NET1 :98C::TRAD//19990302112101 :94B::TRAD//EXCH/XFRA :16S:PAFILL
		:36B::ORDR//UNIT/300, :36B::PREX//UNIT/120, :36B::REMA//UNIT/100, :16S:RCAP
C		:16R:ORDRDET :98A::TRAD//19990302 :90B::DEAL//ACTU/EUR52,75 :94B::TRAD//EXCH/XFRA :22H::BUSE//SELL :22F::PRIC//AVER :22F::TTCO//CCPN :22H::PAYM//APMT
	C1	:16R:CONFPTY :95Q::INVE//10020030 :97A::SAFE//10020030/1234567 :97A::CASH//10020030/987654321 :16S:CONFPTY
		:36B::ADVII//UNIT/80, :35B:ISIN DE0123456789 /DE/123456 Sample Company, common stock
	C2	:16R:FIA :22F::FORM//BEAR :13B::COUP//1234567 :16S:FIA

DFÜ Agreement

Appendix 3: Specification of Data Formats

Sequ ence	Sub- sequ ence	Example
		:13B::CERT//1234567890
		:16S:ORDRDET
		-

DFÜ Agreement

Appendix 3: Specification of Data Formats

4.2 MT 515 Client Confirmation of Purchase or Sale

„Client Confirmation of Purchase or Sale“; based on SWIFT. "Standards Release Guide" (last amendment incorporated SRG 1998)

- **Overview** (without constant fields)

Sequence	Sub-sequence	Tag	Status ³⁶	Contents
A			M	General information
		:98C:	O	Date/time when message was created
B			O	Details of partial fulfilment
		:36B:	M	Quantity of securities for which a partial trade or partial sale has been made
		:90a:	M	Closing price/trading price of the partial trade (specified as amount or percentage)
		:22F:	O	Type of price which is designated in the closing price
		:98C:	O	Date/time of the trading
		:94B:	O	Stock exchange where the partial trade is carried out or is intended to be carried out
C			M	Details of confirmation
		:98a:	M	Date/time of the trading
		:98C:	M	Date/time of the settlement
		:90a:	M	Closing price/trading price (specified as amount or percentage)
		:99A:	O	Number of the accrued days which are used for the calculation of the accrued interest
		:94B:	O	Stock exchange where the order is traded
		:19A:	M	Settlement amount (including fees, expenses, etc.)
		:22H:	M	Sale/Purchase
		:22F:	O	Type of price
		:22F:	O	Conditions of the trade transaction
	C1		M	Parties to the confirmation
		:95Q:	M	Identification of the executing institute (field does not have to be evaluated by the customer system)
		:97A:	O	Securities deposit account of the customer
		:97A:	O	Cash/clearing account of the customer
		:70E:	O	Additional information on execution
		:36B:	M	Quantity of securities
		:35B:	M	Reference number (ISIN or WKN) and category description of the security
	C2		O	Attributes for the financial instrument
		:22F:	O	Methods for calculating interest
		:22F:	O	Type of securities
		:22F:	O	Frequency of payment
		:22F:	O	Preferentials for entries
		:22F:	O	Status of payment
		:22F:	O	Restrictions

³⁶ M = mandatory field, O = optional field

DFÜ Agreement

Appendix 3: Specification of Data Formats

Sequence	Sub-sequence	Tag	Status 36	Contents
		:11A:	O	Currency of the face amount (currency in which the quantity of securities is specified as face amount in C1, field :36B:)
		:98A:	O	Dates: <ul style="list-style-type: none"> • Next coupon date • Expiry date • Reset date for a floating rate note • Maturity date • Issue date (issue date of the security) • Cancellation date • Conversion date • Put date • Date from which a fixed-interest security bears interest
		:92A:	O	Factors and interest rates for fixed-interest securities
		:13B:	O	<ul style="list-style-type: none"> • Coupon number • Pool number • Lot number • Version number of the options contract or the tranche
		:70E:	O	Additional information on security (e.g. type of safekeeping account, type of custodianship, safekeeping account key)
		:13B:	O	Certificate number
		D	O	Settlement details
	D3		O	Amounts
		:19A:	M	Cash amounts (taxes, fees, expenses, broker's commission, etc.)
		:98A:	O	Value date (date when the money transfer must take place)
		:92B:	O	Exchange rate (is used for converting cash amounts from field :19A: in the sequences C and D3)

DFÜ Agreement

Appendix 3: Specification of Data Formats

• Guidelines for Entries

Sequ- ence	Sub- sequ- ence	Tag	Name	For- mat 37	Len- gth	Sta- tus 38	Qu- anti- ty	Contents/Explanations
A			General information			M	1	
A		:16R:	Start of block			M	1	
			Tag			M	1	":16R:"
			Code	c	..16	M	1	"GENL"
A		:20C:	Sender's reference			M	1	
			Tag			M	1	":20C:"
			Constant			M	1	":."
			Qualifier	c	4	M	1	"SEME"
			Constant			M	1	"/"
			Reference	x	..16	M	1	"NONREF"
A		:23G:	Messagefunction			M	1	
			Tag			M	1	":23G:"
			Function	c	4	M	1	"NEWM"
A		:98C:	Creation day/time			O	1	
			Tag			M	1	":98C:"
			Constant			M	1	":."
			Qualifier	c	4	M	1	"PREP"
			Constant			M	1	"/"
			Date	n	8	M	1	YYYYMMDD
			Time	n	6	M	1	hhmmss
A		:22F:	Indicator: type of trade transaction			M	1	
			Tag			M	1	":22F:"
			Constant			M	1	":."
			Qualifier	c	4	M	1	"TRTR"
			Constant			M	1	"/"
			Indicator	c	4	M	1	"TRAD"
	A1		Connections			M	1	
	A1	:16R:	Start of block			M	1	
			Tag			M	1	":16R:"
			Code	c	..16	M	1	"LINK"
	A1	:20C:	Sender's reference			M	1	
			Tag			M	1	":20C:"
			Constant			M	1	":."
			Qualifier	c	4	M	1	"RELA"
			Constant			M	1	"/"

³⁷ a = alpha, any alphabet character from A to Z is allowed, c = character, any character from "A" to "Z" and "0" to "9" is allowed, d = decimal (floating-point number, the integer part must contain at least one digit, a decimal character (comma) is mandatory and is included in the maximum length), n = numeric, any numeral from 0 to 9 is allowed, x = alphanumeric (any member of the set of SWIFT characters is allowed)

³⁸ M = mandatory field, O = optional field

DFÜ Agreement

Appendix 3: Specification of Data Formats

Sequence	Sub-sequence	Tag	Name	Format ³⁷	Length	Status ³⁸	Quantity	Contents/Explanations
A	A1		Reference	x	..16	M	1	"0000000000000000"
		:16S:	End of block			M	1	
			Tag			M	1	":16S:"
			Code	c	..16	M	1	"LINK"
		:16S:	End of block			M	1	
			Tag			M	1	":16S:"
			Code	c	..16	M	1	"GENL"
	B		Partial fill details			O	1..n	Only to be filled in in the case of a partial fill
	B	:16R:	Start of block			M	1	
			Tag			M	1	":16R:"
			Code	c	..16	M	1	"PAFILL"
B	B	:36B:	Quantity of financial instrument partially filled			M	1	
			Tag			M	1	":36B:"
			Constant			M	1	":."
			Qualifier	c	4	M	1	"PAFI"
			Constant			M	1	"/"
			Type	c	4	M	1	"FAMT" = the quantity is expressed as face amount "UNIT" = the quantity is expressed as whole number
			Constant			M	1	"/"
			Quantity	d	..15	M	1	
	B	:90a:	Closing price/trading price of the partial trade			M	1	
		Option A: if the price is a percentage						
			Tag			M	1	":90A:"
			Constant			M	1	":."
			Qualifier	c	4	M	1	"DEAL"
			Constant			M	1	"/"
			Type	c	4	M	1	"PRCT"
			Constant			M	1	"/"
			Price	d	..15	M	1	The number of decimal digits is not validated against the currency.
		Option B: If the price is an amount						
			Tag			M	1	":90B:"
			Constant			M	1	":."
			Qualifier	c	4	M	1	"DEAL"
			Constant			M	1	"/"
			Type	c	4	M	1	"ACTU"
			Constant			M	1	"/"
			Currency	a	3	M	1	ISO 4217 currency code
			Price	d	..15	M	1	The number of decimal digits is not validated against the currency.

DFÜ Agreement

Appendix 3: Specification of Data Formats

Sequence	Sub-sequence	Tag	Name	Format ³⁷	Length	Status ³⁸	Quantity	Contents/Explanations
B		:22F:	Indicator: type of price			O	1	
			Tag			M	1	":22F:"
			Constant			M	1	":."
			Qualifier	c	4	M	1	"PRIC"
			Constant			M	1	"//"
			Indicator	c	4	M	1	"AVER" = price in B:90a: is an average execution price in the case of partial execution "NET1" = price in B:90a: is a net price, i.e. without fees, expenses and taxes
B		:98C:	Date/time of the trading			O	1	
			Tag			M	1	":98C:"
			Constant			M	1	":."
			Qualifier	c	4	M	1	"TRAD"
			Constant			M	1	"//"
			Date	n	8	M	1	YYYYMMDD
B			Time	n	6	M	1	hhmmss
		:94B:	Place of trade			O	1	
			Tag			M	1	":94B:"
			Constant			M	1	":."
			Qualifier	c	4	M	1	"TRAD"
			Constant			M	1	"//"
			Place	c	4	M	1	"EXCH" = the place of trade is an exchange (in case of exchange-traded securities) "OTCO" = the place of trade was over the counter) (e.g. in case of an investment fund)
			Constant			M	1	"//"
B			Narrative	x	..30	M	1	If EXCH is assigned, the name of the exchange (MIC) must be given in the narrative, in plain text. If OTCO is used, the name of the system or "AUSSERBOERSLICH" (if name is not known or in the case of fixed-price transactions) or "SUBSCRIPTION" (in the case of subscription)
		:16S:	End of block			M	1	
			Tag			M	1	":16S:"
C			Code	c	..16	M	1	"PAFILL"
			Details of confirmation			M	1	
C		:16R:	Start of block			M	1	

DFÜ Agreement

Appendix 3: Specification of Data Formats

Sequ- ence	Sub- sequ- ence	Tag	Name	For- mat 37	Len- gth	Sta- tus 38	Qu- anti- ty	Contents/Explanations
C			Tag			M	1	":16R:"
			Code	c	..16	M	1	"CONFDET"
	:98a:		Date/time			M	1	Date/time of the trading
			Option A:					If there are partial executions within one day
			Tag			M	1	":98A:"
			Constant			M	1	":."
			Qualifier	c	4	M	1	"TRAD"
			Constant			M	1	"/"
			Date	n	8	M	1	YYYYMMDD
			Option B:					If there are partial executions over several days
			Tag			M	1	":98B:"
			Constant			M	1	":."
			Qualifier	c	4	M	1	"TRAD"
			Constant			M	1	"/"
			Date code	c	4	M	1	"VARI"
			Option C:					If there is no partial execution
			Tag			M	1	":98C:"
			Constant			M	1	":."
			Qualifier	c	4	M	1	"TRAD"
			Constant			M	1	"/"
			Date	n	8	M	1	YYYYMMDD
			Time	n	6	M	1	hhmmss
C	:98C:		Date/time			M	1	Date/time of the settlement
			Tag			M	1	":98C:"
			Constant			M	1	":."
			Qualifier	c	4	M	1	"SETT"
			Constant			M	1	"/"
			Date	n	8	M	1	YYYYMMDD
			Time	n	6	M	1	hhmmss
C	:90a:		Closing price/trading price			M	1	If there are partial executions, either an average price or the value '0' can be specified here.
			Option A:					If the price is a percentage
			Tag			M	1	":90A:"
			Constant			M	1	":."
			Qualifier	c	4	M	1	"DEAL"
			Constant			M	1	"/"
			Type	c	4	M	1	"PRCT"
			Constant			M	1	"/"
			Price	d	..15	M	1	The number of decimal digits is not validated against the currency.
			Option B:					If the price is an amount

DFÜ Agreement

Appendix 3: Specification of Data Formats

Sequ- -ence	Sub- sequence	Tag	Name	For- mat 37	Len- gth	Sta- tus 38	Qu- anti- ty	Contents/Explanations
C			Tag			M	1	":90B:"
			Constant			M	1	":."
			Qualifier	c	4	M	1	"DEAL"
			Constant			M	1	"/"
			Type	c	4	M	1	"ACTU"
			Constant			M	1	"/"
			Currency	a	3	M	1	ISO 4217 currency code
			Price	d	..15	M	1	The number of decimal digits is not validated against the currency
	:99A:		Number of the accrued days			O	1	
			Tag			M	1	":99A:"
			Constant			M	1	":."
			Qualifier	c	4	M	1	"DAAC"
			Constant			M	1	"/"
			Sign	a	1	O	1	"N" (only if the number of days is negative)
			Number	n	3	M	1	To be filled with leading zeros where applicable
C	:94B:		Place of trade			O	1	Name of exchange (the field is not filled in if partial executions have been carried out at different stock exchanges)
			Tag			M	1	":94B:"
			Constant			M	1	":."
			Qualifier	c	4	M	1	"TRAD"
			Constant			M	1	"/"
			Place	c	4	M	1	"EXCH" = the place of trade is an exchange (in case of exchange-traded securities) "OTCO" = the place of trade is over the counter (e.g. in case of an investment fund)
			Constant			M	1	"/"
			Narrative	x	..30	M	1	If EXCH is assigned, the name of the exchange (MIC) must be given in the narrative, in plain text. If OTCO is used, the name of the system or "AUSSERBOERSLICH" (if name is not known or in the case of fixed-price transactions) or "SUBSCRIPTION" (in the case of subscription)

DFÜ Agreement

Appendix 3: Specification of Data Formats

Sequ- ence	Sub- sequ- ence	Tag	Name	For- mat 37	Len- gth	Sta- tus 38	Qu- anti- ty	Contents/Explanations
C		:19A:	Settlement amount			M	1	including fees, expenses, etc.
			Tag			M	1	":19A:"
			Constant			M	1	":."
			Qualifier	c	4	M	1	"SETT"
			Constant			M	1	"/"
			Sign	a	1	O	1	"N" (only if the amount is negative)
			Currency code	a	3	M	1	ISO 4217 code
			Amount	d	..15	M	1	
		:22H:	Indicator: sale/purchase			M	1	
			Tag			M	1	":22H:"
			Constant			M	1	":."
			Qualifier	c	4	M	1	"BUSE"
			Constant			M	1	"/"
			Indicator	c	4	M	1	"BUY" = buy "SELL" = sell
C		:22F:	Indicator: type of price			O	1	
			Tag			M	1	":22F:"
			Constant			M	1	":."
			Qualifier	c	4	M	1	"PRIC"
			Constant			M	1	"/"
			Indicator	c	4	M	1	"AVER" = price in C:90a: is an average execution price in the case of partial execution "NET1" = price in C:90a: is a net price, i.e. without fees, expenses and taxes
C		:22F:	Indicator: conditions of the trade transaction			O	1	
			Tag			M	1	":22F:"
			Constant			M	1	":."
			Qualifier	c	4	M	1	"TTCO"
			Constant			M	1	"/"
			Indicator	c	4	M	1	"CBNS" = cum bonus "CCPN" = cum coupon "CDIV" = cum dividend "CRTS" = cum rights "XBNS" = ex bonus "XCPN" = ex coupon "XDIV" = ex dividends "XRTS" = ex rights
C		:22H:	Indicator: method of payment			M	1	
			Tag			M	1	":22H:"
			Constant			M	1	":."
			Qualifier	c	4	M	1	"PAYM"

DFÜ Agreement

Appendix 3: Specification of Data Formats

Sequ- ence	Sub- sequ- ence	Tag	Name	For- mat 37	Len- gth	Sta- tus 38	Qu- anti- ty	Contents/Explanations
C	C1		Constant			M	1	"//"
			Indicator	c	4	M	1	"APMT"
		C1	Parties to the confirmation			M	1	
		:16R:	Start of block			M	1	
			Tag			M	1	":16R:"
			Code	c	..16	M	1	"CONFPRTY"
		:95Q:	Party			M	1	Executing institution
			Tag			M	1	":95Q:"
			Constant			M	1	":"
			Qualifier	c	4	M	1	"INVE"
			Constant			M	1	"//"
			Name and address	x	..35	M	1	German bank code or BIC code of the executing institution
		:97A:	Account			O	1	Securities account
			Tag			M	1	":97A:"
			Constant			M	1	":"
			Qualifier	c	4	M	1	"SAFE"
			Constant			M	1	"//"
			Account	x	..35	M	1	German bank code followed by "/" and the German account number
		:97A:	Account			O	1	Cash/clearing account
			Tag			M	1	":97A:"
			Constant			M	1	":"
			Qualifier	c	4	M	1	"CASH"
			Constant			M	1	"//"
			Account	x	..35	M	1	German bank code followed by "/" and the German account number
		:70E:	Narrative for individual explanations			O	1	
			Tag			M	1	":70E:"
			Constant			M	1	":"
			Qualifier	c	4	M	1	"DECL"
			Constant			M	1	"//"
			Narrative	x	..35	M	1..10	The lines are separated by <CR><LF>.
		:16S:	End of block			M	1	
			Tag			M	1	":16S:"
			Code	c	..16	M	1	"CONFPRTY"
		:36B:	Quantity of the financial instrument confirmed			M	1	If there are partial executions, the sum of the partial executions must be specified in sequence B.
			Tag			M	1	":36B:"
			Constant			M	1	":"
			Qualifier	c	4	M	1	"CONF"

DFÜ Agreement

Appendix 3: Specification of Data Formats

Sequ- -ence	Sub- sequ- -ence	Tag	Name	For- mat 37	Len- gth	Sta- tus 38	Qu- anti- ty	Contents/Explanations
C		:35B:	Constant			M	1	"//"
			Type	c	4	M	1	"FAMT" = the quantity is expressed as face amount "UNIT" = the quantity is expressed as whole number
			Constant			M	1	"//"
			Quantity	d	..15	M	1	
			ID of the financial instrument			M	1	Either the ISIN or the WK or both have to be specified.
			Tag			M	1	":35B:"
			Constant			O	1	"ISIN" (only if ISIN is specified)
			Constant			O	1	" " (blanks, only if ISIN is specified)
			ISIN ID	x	..12	M	1	If no ISIN is used, "/DE/", followed by the German security ID (WKN) is to be specified.
			Constant			M	1	<CR><LF>
			Narrative	x	..35	M	1.4	Securities ID If ISIN and WKN are both specified, the WKN must be set in the first line and the name in the lines 2-4. The lines are separated by <CR><LF>.
	C2		Attributes for the financial instrument			O	1	
	C2	:16R:	Start of block			M	1	
			Tag			M	1	":16R:"
			Code	c	..16	M	1	"FIA"
	C2	:22F:	Indicator: methods for calculating interest			O	1	
			Tag			M	1	":22F:"
			Constant			M	1	":."
			Qualifier	c	4	M	1	"MICO"
			Constant			M	1	"//"
			Indicator	c	4	M	1	"A001" = 30/360 "A002" = 30/365 "A003" = 30/actual "A004" = actual/360 "A005" = actual/365 "A006" = actual/actual or 1/1 "A007" = 30E/360 or Eurobond basis
	C2	:22F:	Indicator: Type of securities			O	1	

DFÜ Agreement

Appendix 3: Specification of Data Formats

Sequ- ence	Sub- sequ- ence	Tag	Name	For- mat 37	Len- gth	Sta- tus 38	Qu- anti- ty	Contents/Explanations
			Tag			M	1	":22F:"
			Constant			M	1	":."
			Qualifier	c	4	M	1	"FORM"
			Constant			M	1	"//"
			Indicator	c	4	M	1	"BEAR" = bearer security "REGD" = registered security
		C2	:22F: Indicator: frequency of payment			O	1	
			Tag			M	1	":22F:"
			Constant			M	1	":."
			Qualifier	c	4	M	1	"PFRE"
			Constant			M	1	"//"
			Indicator	c	4	M	1	"ANNU" = annually "MNTH" = monthly "QUTR" = quarterly "SEMI" = half-yearly "WEEK" = weekly
		C2	:22F: Indicator: preferentials for entries			O	1	
			Tag			M	1	":22F:"
			Constant			M	1	":."
			Qualifier	c	4	M	1	"PREF"
			Constant			M	1	"//"
			Indicator	c	4	M	1	"ORDN" = common stock "PRFD" = the security has a preferred right to earnings and investments.
		C2	:22F: Indicator: status of payment			O	1	
			Tag			M	1	":22F:"
			Constant			M	1	":."
			Qualifier	c	4	M	1	"PAYS"
			Constant			M	1	"//"
			Indicator	c	4	M	1	"FULL" = completely paid "NILL" = nothing paid "PART" = partially paid
		C2	:22F: Indicator: restrictions			O	1	
			Tag			M	1	":22F:"
			Constant			M	1	":."
			Qualifier	c	4	M	1	"REST"
			Constant			M	1	"//"

DFÜ Agreement

Appendix 3: Specification of Data Formats

Sequ- ence	Sub- sequence	Tag	Name	For- mat 37	Len- gth	Sta- tus 38	Qu- anti- ty	Contents/Explanations
			Indicator	c	4	M	1	"144A" = non-registered security in accordance with the statutory restrictions 144A in the USA "NRST" = ownership or transfer is not subject to any restrictions "RSTR" = ownership or transfer is subject to restrictions (not in accordance with 144A)
	C2	:11A:	Currency			O	1	Currency of the face amount
			Tag			M	1	":11A:"
			Constant			M	1	":"
			Qualifier	c	4	M	1	"DENO"
			Constant			M	1	"//"
			Currency	a	3	M	1	ISO 4217 code
	C2	:98A:	Date			O	n	Dates
			Tag			M	1	":98A:"
			Constant			M	1	":"
			Qualifier	c	4	M	1	"COUP" = Next coupon date "EXPI" = Expiry date "FRNR" = Reset date for a floating rate note "MATU" = Maturity date "ISSU" = Issue date (issue date of the security) "CALD" = Call date (cancellation date) "CONV" = Conversion date "PUTT" = Put date "DDTE" = Dated date (date from which a fixed-interest security bears interest)
			Constant			M	1	"//"
			Date	n	8	M	1	YYYYMMDD
	C2	:92A:	Rate/record			O	n	Factors and interest rates for fixed-interest securities
			Tag			M	1	":92A:"
			Constant			M	1	":"

DFÜ Agreement

Appendix 3: Specification of Data Formats

Sequ- ence	Sub- sequ- ence	Tag	Name	For- mat 37	Len- gth	Sta- tus 38	Qu- anti- ty	Contents/Explanations
			Qualifier	c	4	M	1	<p>"PRFC" = Previous factor as decimal fraction between 0 and 1, which is used for defining the outstanding principal amount of the bond</p> <p>"CUFC" = Current factor as a decimal fraction between 0 and 1, which is used for defining the outstanding principal amount of the bond</p> <p>"NWFC" = Next factor as decimal fraction between 0 and 1, which is used for defining the outstanding principal amount of the bond</p> <p>"INTR" = interest rate (1. Ratio of interest rate paid during a specific period of time to the principal amount of the fixed-interest security; 2. Current interest rate of a note with variable rate of interest)</p> <p>"NXRT" = Next interest rate (in the case of a note with variable rate of interest, which applies to the next payment period)</p>
			Constant			M	1	"//"
			Sign	a	1	O	1	"N" (only if the amount is negative)
			Rate/record	d	..15	M	1	
	C2	:13B:	Number identification			O	n	
			Tag			M	1	":13B:"
			Constant			M	1	":."

DFÜ Agreement

Appendix 3: Specification of Data Formats

Sequ- ence	Sub- sequ- ence	Tag	Name	For- mat 37	Len- gth	Sta- tus 38	Qu- anti- ty	Contents/Explanations	
C	C2		Qualifier	c	4	M	1	"COUP" = Coupon number (number of the next coupon on the coupon sheet) "POOL" = Pool number (number which is assigned by an issuer of an asset- backed security (USA), in order to indicate the group of encumbrances upon real property) "LOTS" = Lot number (number identifying the lot of a security issue) "VERN" = version number of the options contract or the tranche	
			Constant			M	1	"//"	
			Number	x	..30	M	1		
		:70E:	Narrative on attributes of the financial instrument			O	1		
			Tag			M	1	":70E:"	
			Constant			M	1	":."	
			Qualifier	c	4	M	1	"FIAN"	
			Constant			M	1	"//"	
			Narrative	x	..35	M	1.. 10	The lines are separated by <CR><LF>.	
		C2	:16S:	End of block			M	1	
				Tag			M	1	":16S:"
				Code	c	..16	M	1	"FIA"
		:13B:	Number of the certificate			O	n		
			Tag			M	1	":13B:"	
			Constant			M	1	":."	
			Qualifier	c	4	M	1	"CERT"	
			Constant			M	1	"//"	
			Number	x	..30	M	1	Certificate number	
		:16S:	End of block			M	1		
			Tag			M	1	":16S:"	
			Code	c	..16	M	1	"CONFDET"	
D	D		Details of settlement			O	1		
:16R:		Start of block			M	1			
		Tag			M	1	":16R:"		
		Code	c	..16	M	1	"SETDET"		
D		:22F:	Indicator: type of settlement transaction			M	1		
			Tag			M	1	":22F:"	
			Constant			M	1	":."	
			Qualifier	c	4	M	1	"SETR"	
			Constant			M	1	"//"	

DFÜ Agreement

Appendix 3: Specification of Data Formats

Sequ- -ence	Sub- sequ- -ence	Tag	Name	For- mat 37	Len- gth	Sta- tus 38	Qu- anti- ty	Contents/Explanations
D			Indicator	c	4	M	1	"TRAD"
		:17B:	Standing instructions override flag			M	1	
			Tag			M	1	":17B:"
			Constant			M	1	":."
			Qualifier	c	4	M	1	"STAN"
			Constant			M	1	"/"
			Characteristic	a	1	M	1	"N"
	D3		Amounts			O	n	
	D3	:16R:	Start of block			M	1	
			Tag			M	1	":16R:"
			Code	c	..16	M	1	"AMT"
	D3	:19A:	Amount			M	n	Fees, expenses, etc.
			Tag			M	1	":19A:"
			Constant			M	1	":."

DFÜ Agreement

Appendix 3: Specification of Data Formats

Sequ- ence	Sub- sequ- ence	Tag	Name	For- mat 37	Len gth	Sta- tus 38	Qu anti ty	Contents/Explanations
			Qualifier	c	4	M	1	"ACRU" = Amount of accrued interest "EXEC" = Executing broker's commission "CHAR" = Charges/Fees "LOCO" = Local broker's commission "COUN" = Federal tax, Country tax (ZAST, KEST) "DEAL" = Trade amount "ISDI" = Issue discount/Allowance "LEVY" = Payment levy tax "LOCL" = Local taxes (Solidarity surcharge - tax for promoting economic development in eastern Germany) "MACO" = Matching/Confirmation fee "MARG" = Margin amount "ORGV" = Original face value "POST" = Postage "REGF" = Regulatory fee (e.g. XETRA fee) "SHIP" = Shipping "SPCN" = Special concessions "STAM" = Stamp duty (for foreign securities) "STEX" = Stock exchange tax "TRAN" = Transfer tax "TRAX" = Transaction tax "VATA" = Value-added tax "WITH" = Withholding tax "OTHR" = Other amount (limit fee, limit administration fee, fee for modifications/cancellations) "RESU" = Resulting amount arising from the currency conversion (for all amounts apart from OCMT) "OCMT" = Original currency amount (field C:19A:) converted from/into euro

DFÜ Agreement

Appendix 3: Specification of Data Formats

Sequence	Sub-sequence	Tag	Name	Format ³⁷	Length	Status ³⁸	Quantity	Contents/Explanations
D	D3		Constant			M	1	"/"
			Sign	a	1	O	1	"N" (only if the amount is negative)
			Currency code	a	3	M	1	ISO 4217 code
			Amount	d	..15	M	1	
		:98A:	Value date			O	1	
			Tag			M	1	":98A:"
			Constant			M	1	":."
			Qualifier	c	4	M	1	"VALU"
		:92B:	Constant			M	1	"/"
			Date	n	8	M	1	YYYYMMDD
			Exchange rate			O	1	
			Tag			M	1	":92B:"
			Constant			M	1	":."
			Qualifier	c	4	M	1	"EXCH"
			Constant			M	1	"/"
			First currency	a	3	M	1	ISO 4217 code
		:16S:	Constant			M	1	"/"
			Second currency	a	3	M	1	ISO 4217 code
			Constant			M	1	"/"
			Rate/record	d	..15	M	1	
			End of block			M	1	
			Tag			M	1	":16S:"
			Code	c	..16	M	1	"AMT"
		:16S:	End of block			M	1	
			Tag			M	1	":16S:"
			Code	c	..16	M	1	"SETDET"

DFÜ Agreement

Appendix 3: Specification of Data Formats

- Frequently used settlement items and their assignment to SWIFT. fields

Item of the settlement	Sequence	Tag	Qualifier
Settlement (final) amount in settlement currency (incl. currency ID)	C	:19A:	SETT
Settlement (final) amount converted from/into Euro (incl. currency ID)	D3	:19A:	OCMT
Settlement date	C	:98C:	SETT
Name of exchange/place of execution	C	:94B:	TRAD
Brokerage/broker's commission (incl. currency ID)	D3	:19A:	LOCO
Safekeeping account number	C1	:97A:	SAFE
Exchange rate	D3	:92B:	EXCH
Plain text explanations (type of safekeeping account, type of repository, safekeeping account key)	C2	:70E:	FIAN
Cash/clearing account	C1	:97A:	CASH
Trade date	C	:98a:	TRAD
Capital gains tax/interest discount tax	D3	:19A:	COUN
Buy/sell indicator	C	:22H:	BUSE
Rate/price	C	:90a:	DEAL
Value in settlement currency	D3	:19A:	RESU
Value in currency of exchange	D3	:19A:	DEAL
Quote extension	C	:22F:	TTCO
Nominal value	C	:36B:	CONF
Commission (incl. currency ID)	D3	:19A:	SPCN
Solidarity surcharge	D3	:19A:	LOCL
Expenses (incl. currency ID)	D3	:19A:	CHAR
Quantity	C	:36B:	CONF
Currency of the nominal value	C2	:11A:	DENO
Security name	C	:35B:	
Security ID or ISIN	C	:35B:	
Value date	D3	:98A:	VALU
Amount of interest/accrued interest (incl. currency ID)	D3	:19A:	ACRU
Interest date	C2	:98A:	COUP
Method of interest computation or indicator whether calculation deviates from German method of interest computation	C2	:22F:	MICO
Interest rate	C2	:92A:	INTR
Interest days	C	:99A:	DAAC

DFÜ Agreement

Appendix 3: Specification of Data Formats

- **Example**

Purchase of 50 common stock of the Sample Company at the price of 52.70 Euro in Frankfurt/Main, current account collective repository. Settlement currency is euro, the equivalent final amount in deviating/second currency is also specified.

Sequ- ence	Sub- sequ- ence	Example
A		:16R:GENL :20C::SEME//NONREF :23G:NEWM :98C::PREP//19990305122030 :22F::TRTR//TRAD
	A1	:16R:LINK :20C::RELA//0000000000000000 :16S:LINK
		:16S:GENL
C		:16R:CONFDET :98C::TRAD//19990302112030 :98C::SETT//19990303112030 :90B::DEAL//ACTU/EUR52,7 :94B::TRAD//EXCH/XFRA :19A::SETT//NEUR2666,49 :22H::BUSE//BUYI :22F::PRIC//NET1 :22H::PAYM//APMT
	C1	:16R:CONFPTY :95Q::INVE//10020030 :97A::SAFE//10020030/1234567 :97A::CASH//10020030/987654321 :16S:CONFPTY
		:36B::CONF//UNIT/50,

DFÜ Agreement

Appendix 3: Specification of Data Formats

Sequ- ence	Sub- sequ- ence	Example
		:35B:ISIN DE0123456789 /DE/123456 Sample Company, common stock
	C2	:16R:FIA :22F::FORM//BEAR :22F::PREF//ORDN :16S:FIA
		:16S:CONFDET
	D	:16R:SETDET :22F::SETR//TRAD :17B::STAN//N
	D3	:16R:AMT :19A::DEAL//NEUR2635, :19A::SPCN//NEUR26,35 :19A::LOCO//NEUR2,64 :19A::MACO//NEUR2,5 :19A::OCMT//NDEM5215,2 :98A::VALU//19990305 :92B::EXCH//EUR/DEM/1,95583 :16S:AMT
		:16S:SETDET
		-

DFÜ Agreement

Appendix 3: Specification of Data Formats

Sale of 10,000 Australian dollars "Australian domestic bond, 6.25%" at a rate of 105% in London; settlement currency is euro.

Sequ- ence	Sub- sequ- ence	Example
A		:16R:GENL :20C::SEME//NONREF :23G:NEWM :98C::PREP//19990629153045 :22F::TRTR//TRAD
	A1	:16R:LINK :20C::RELA//000000000000000000 :16S:LINK
		:16S:GENL
C		:16R:CONFDET :98C::TRAD//19990625130510 :98C::SETT//19990628121212 :90A::DEAL//PRCT/105, :99A::DAAC//090 :94B::TRAD//EXCH/XISE :19A::SETT//EUR6296,9 :22H::BUSE//SELL :22F::PRIC//NET1 :22H::PAYM//APMT
	C1	:16R:CONFPTY :95Q::INVE//10020030 :97A::SAFE//10020030/1234567 :97A::CASH//10020030/987654321 :16S:CONFPTY
		:36B::CONF//FAMT/10000, :35B:ISIN AU9876543210

DFÜ Agreement

Appendix 3: Specification of Data Formats

Sequ- ence	Sub- sequ- ence	Example
		Australian Domestic Bonds 1993 (2003) SER. 10
	C2	:16R:FIA :22F::MICO//A001 :22F::PFRE//ANNU :11A::DENO//AUD :98A::COUP//20000401 :98A::MATU//20030401 :92A::INTR//6,25 :13B::COUP//7 :16S:FIA
		:16S:CONFDET
	D	:16R:SETDET :22F::SETR//TRAD :17B::STAN//N
	D3	:16R:AMT :19A::DEAL//AUD10500, :19A::RESU//EUR6294,65 :92B::EXCH//AUD/EUR/0,59949 :16S:AMT
	D3	:16R:AMT :19A::ACRU//AUD150, :19A::RESU//EUR89,92 :92B::EXCH//AUD/EUR/0,59949 :16S:AMT
	D3	:16R:AMT :19A::EXEC//NGBP15, :19A::RESU//NEUR22,22 :92B::EXCH//EUR/GBP/0,6751

DFÜ Agreement

Appendix 3: Specification of Data Formats

Sequ ence	Sub- sequ ence	Example
		:16S:AMT
	D3	:16R:AMT :19A::SPCN//EUR62,95 :19A::MACO//EUR2,5 :19A::OCMT//DEM12315,67 :98A::VALU//19990701 :92B::EXCH//EUR/DEM/1,95583 :16S:AMT
		:16S:SETDET -

DFÜ Agreement

Appendix 3: Specification of Data Formats

4.3 MT 535 Statement of Holdings

„Statement of Holdings“, based on SWIFT. "Standards Release Guide"
(last amendment incorporated SRG 1998)

- **Overview** (without constant fields)

Sequence	Sub-sequence	Tag	Status ³⁹	Content
A			M	General information
		:28E:	M	Page number/continuation indicator
		:13A:	O	Number of the statement
		:98a:	O	Date (and time) when the statement was drawn up
		:98a:	M	Date (and time) which the statement is based on
		:97A:	M	Safekeeping account
		:17B:	M	Indicator showing whether holdings exist
B			O	Financial instrument
		:35B:	M	Security ID and name
		:90a:	O	Price (current rate)
		:94B:	O	Place (origin of price/rate in B:90a:)
		:98a:	O	Quote date (and time) of price/rate of price/rate in B:90a:
		:93B:	M	Total amount and nominal value of the portfolio item
	B1		M	Sub-balance
		:93C:	M	Balance (quantity and nominal value of the sub-item for B:93B:)
		:94C:	O	Place of deposit (country of deposit)
		:70C:	O	Narrative for details of sub-balance
		:99A:	O	Number of the accrued days for interest calculation (only for bonds)
		:19A:	O	Value of the portfolio item in the currency of the field C:19A:
		:19A:	O	Value of the portfolio item in currency of safekeeping account
		:19A:	O	Amount of accrued interest in currency of the field C:19A:
		:19A:	O	Amount of accrued interest in currency of safekeeping account
		:92B:	O	Exchange rate
		:70E:	O	Additional information on portfolio item
C			O	Additional information
		:19A:	M	Total value of the portfolio inventories of the message

³⁹ M = mandatory field, O = optional field

DFÜ Agreement

Appendix 3: Specification of Data Formats

• Guidelines for Entries

Sequ- ence	Sub- sequ- ence	Tag	Name	For- mat 40	Len- gth	Sta- tus 41	Qu- anti- ty	Contents/Explanations
A			General information			M	1	
	:16R:		Start of block			M	1	
			Tag			M	1	":16R:"
			Code	c	..16	M	1	"GENL"
A	:28E:		Page number/continuation indicator			M	1	
			Tag			M	1	":28E:"
			Page number	n	..5	M	1	
			Constant			M	1	"/"
			Continuation indicator	c	4	M	1	"LAST" = Last page "MORE" = Intermediate page (more pages follow) "ONLY" = Single page
A	:13A:		Statement number			O	1	
			Tag			M	1	":13A:"
			Constant			M	1	","
			Qualifier	c	4	M	1	"STAT"
			Constant			M	1	"/"
			Number Identification	c	3	M	1	Unambiguous number of the statement The number should be filled out with leading zeros
A	:20C:		Sender's reference			M	1	
			Tag			M	1	":20C:"
			Constant			M	1	","
			Qualifier	c	4	M	1	"SEME"
			Constant			M	1	"/"
			Reference	x	..16	M	1	"NONREF"
A	:23G:		Function of message			M	1	
			Tag			M	1	":23G:"
			Function	c	4	M	1	"NEWM"
A	:98a:		Preparation date			O	1	
			Option A:					
			Tag			M	1	":98A:"
			Constant			M	1	","
			Qualifier	c	4	M	1	"PREP"

⁴⁰ a = alpha, any alphabet character from A to Z is allowed, c = character, any character from "A" to "Z" and "0" to "9" is allowed, d = decimal (floating-point number, the integer part must contain at least one digit, a decimal character (comma) is mandatory and is included in the maximum length), n = numeric, any numeral from 0 to 9 is allowed, x = alphanumeric (any member of the set of SWIFT characters is allowed)

⁴¹ M = mandatory field, O = optional field

DFÜ Agreement

Appendix 3: Specification of Data Formats

Sequ- -ence	Sub- sequ- -ence	Tag	Name	For- mat 40	Len- gth	Sta- tus 41	Qu- anti- ty	Contents/Explanations
A			Constant			M	1	"//"
			Date	n	8	M	1	YYYYMMDD
			Option C:					
			Tag			M	1	":98C:"
			Constant			M	1	":."
			Qualifier	c	4	M	1	"PREP"
			Constant			M	1	"//"
			Date	n	8	M	1	YYYYMMDD
			Time	n	6	M	1	hhmmss
			:98a: Statement date			M	1	
			Option A:					
			Tag			M	1	":98A:"
			Constant			M	1	":."
			Qualifier	c	4	M	1	"STAT"
			Constant			M	1	"//"
			Date	n	8	M	1	YYYYMMDD
			Option C:					
			Tag			M	1	":98C:"
			Constant			M	1	":."
			Qualifier	c	4	M	1	"STAT"
			Constant			M	1	"//"
			Date	n	8	M	1	YYYYMMDD
			Time	n	6	M	1	hhmmss
	A	:22F:	Type of the statement			M	1	
			Tag			M	1	":22F:"
			Constant			M	1	":."
			Qualifier	c	4	M	1	"STTY"
			Constant			M	1	"//"
			Indicator	c	4	M	1	"CUST"
	A	:97A:	Safekeeping account			M	1	
			Tag			M	1	":97A:"
			Constant			M	1	":."
			Qualifier	c	4	M	1	"SAFE"
			Constant			M	1	"//"
			Account	x	..35	M	1	German bank code followed by "/" and the German account number
	A	:17B:	Activity flag			M	1	
			Tag			M	1	":17B:"
			Constant			M	1	":."
			Qualifier	c	4	M	1	"ACTI"
			Constant			M	1	"//"

DFÜ Agreement

Appendix 3: Specification of Data Formats

Sequence	Sub-sequence	Tag	Name	Format ⁴⁰	Length	Status ⁴¹	Quantity	Contents/Explanations
A			Characteristic	a	1	M	1	"Y", if portfolio inventories exist (then sequence B is obligatory) "N", if no portfolio inventories exist (then sequence B must be omitted)
		:16S:	End of block			M	1	
			Tag			M	1	":16S:"
			Code	c	..16	M	1	"GENL"
B			Financial instrument			O	n	For each category at least one B sequence must be set. For each category several B sequences can also be created according to individual criteria (e.g. for blocked and non-blocked inventories or different safekeeping account keys). ⁴² If no portfolio inventories available, field A:17B: must be filled with "N".
B		:16R:	Start of block			M	1	
			Tag			M	1	":16R:"
			Code	c	..16	M	1	"FIN"
B		:35B:	Identifier of the financial instrument			M	1	Either the ISIN or the WK or both have to be specified.
			Tag			M	1	":35B:"
			Constant			O	1	"ISIN" (only if ISIN is specified)
			Constant			O	1	" " (blanks, only if ISIN is specified)
			ISIN Identifier	x	..12	M	1	If no ISIN is used "/DE/", followed by the German securities ID number (WKN), must be specified.
			Constant			M	1	<CR><LF>



As a short report, the customer product can show both the categories of the B sequence and the detailed information of the related B1 sequences upon request.

DFÜ Agreement

Appendix 3: Specification of Data Formats

Sequ- -ence	Sub- sequ- -ence	Tag	Name	For- mat 40	Len- gth 41	Sta- tus 41	Qu- anti- ty	Contents/Explanations	
B			Narrative	x	..35	M	1..4	Securities ID If ISIN and WKN are both specified, the WKN must be set in the first line and the name in the lines 2-4. The lines are separated by <CR><LF>.	
	:90a:	Price				O	1		
		Option A:						If the price is a percentage	
		Tag				M	1	":90A:"	
		Constant				M	1	":."	
		Qualifier	c	4		M	1	"MRKT" = Market price (e.g. current stock exchange price) "INDC" = Instruction price (calculated or determined price)	
		Constant				M	1	"/"	
		Type of percentage calculation	c	4		M	1	"PRCT"	
		Constant				M	1	"/"	
		Price	d	..15		M	1		
		Option B:						If the price is an amount	
		Tag				M	1	":90B:"	
		Constant				M	1	":."	
		Qualifier	c	4		M	1	"MRKT" = Market price (e.g. stock exchange price) "INDC" = Instruction price (calculated or determined price)	
		Constant				M	1	"/"	
		Amount Type	c	4		M	1	"ACTU"	
		Constant				M	1	"/"	
		Currency	a	3		M	1	ISO 4217 currency code	
		Price	d	..15		M	1	The number of decimal digits is not validated against the currency	
	B	:94B:	Place (origin of price/rate)				O	1	
		Tag				M	1	":94B:"	
		Constant				M	1	":."	
		Qualifier	c	4		M	1	"PRIC"	
		Constant				M	1	"/"	
		Place	c	4		M	1	"LMAR" = Local market "THEO" = Theoretical value, based on market yield "VEND" = Vendor as source	
		Constant				O	1	"/" (only if Narrative filled)	

DFÜ Agreement

Appendix 3: Specification of Data Formats

Sequ- ence	Sub- sequ- ence	Tag	Name	For- mat 40	Len- gth	Sta- tus 41	Qu- anti- ty	Contents/Explanations
B	:98a:		Narrative	x	..30	O	1	In the case of "LMAR" the name of the stock exchange can be specified here as MIC.
			Quotation date of price/rate			O	1	
			Option A:					
			Tag			M	1	":98A:"
			Constant			M	1	":."
			Qualifier	c	4	M	1	"PRIC"
			Constant			M	1	"//"
			Date	n	8	M	1	YYYYMMDD
			Option C:					
			Tag			M	1	":98C:"
			Constant			M	1	":."
			Qualifier	c	4	M	1	"PRIC"
			Constant			M	1	"//"
			Date	n	8	M	1	YYYYMMDD
			Time	n	6	M	1	hhmmss
	:93B:		Total balance			M	1	Quantity, expressed as number or nominal value The quantity must correspond to the sum of the sub-balance from field B1:93C:
			Tag			M	1	":93B:"
			Constant			M	1	":."
			Qualifier	c	4	M	1	"AGGR"
			Constant			M	1	"//"
			Quantity Type	c	4	M	1	"FAMT" = the quantity is expressed as face amount "UNIT" = the quantity is expressed as whole number
			Constant	c	1	M	1	"//"
			Sign	a	..1	O	1	"N" (only if the balance is negative)
			Balance	d	..15	M	1	In the case of nominal values the currency is determined by the "currency of safekeeping account" in field B:70E:

DFÜ Agreement

Appendix 3: Specification of Data Formats

Sequence	Sub-sequence	Tag	Name	Format ⁴⁰	Length	Status ⁴¹	Quantity	Contents/Explanations
	B1		Sub-balance			M	1..n	Each item of the B sequence must be repeated at least once as a B1 sequence. If several sub-balances exist for a B sequence (e.g. for instance blocked and not blocked), a B1 sequence must be set for this sequence (see example)
	B1	:16R:	Start of block			M	1	
			Tag			M	1	":16R:"
			Code	c	..16	M	1	"SUBBAL"
	B1	:93C:	Balance			M	1	Quantity, expressed as number or nominal value
			Tag			M	1	":93C:"
			Constant			M	1	"/"
			Qualifier	c	4	M	1	"BLOK" = Blocked "BORR" = Borrowed "COLI" = Collateral in "COLO" = Collateral out "LOAN" = On loan "NOMI" = In nominee name "PECA" = Pending Corporate Action "PEND" = Pending delivery "PENR" = Pending receipt "REGO" = Out for registration "RSTR" = Restricted "SPOS" = street position "TAVI" = Total available "TRAN" = In Transshipment It should be ensured that this information does not contradict specification in the "Balance code" field.
			Constant			M	1	"/"
			Quantity Type	c	4	M	1	"FAMT" = the quantity is expressed as face amount "UNIT" = the quantity is expressed as whole number
			Constant			M	1	"/"

DFÜ Agreement

Appendix 3: Specification of Data Formats

Sequ- ence	Sub- sequence	Tag	Name	For- mat 40	Len- gth	Sta- tus 41	Qu- anti- ty	Contents/Explanations
B	B1		Balance Code	c	4	M	1	"AVAI" = Available (not blocked) "NAVL" = Not available (blocked) The field indicates whether the paper for a sell is available.
			Constant			M	1	"/"
			Sign	a	..1	O	1	"N" (only if the balance is negative)
			Balance	d	..15	M	1	
		:94C:	Place of safekeeping			O	1	Country of safekeeping account
			Tag			M	1	":94C:"
			Constant			M	1	":"
			Qualifier	c	4	M	1	"SAFE"
			Constant			M	1	"/"
			Land	a	2	M	1	ISO 3166 country code
		:70C:	Narrative for details of sub-balance			O	1	
			Tag			M	1	":70C:"
			Constant			M	1	":"
			Qualifier	c	4	M	1	"SUBB"
			Constant			M	1	"/"
			Narrative	x	..35	M	1.4	In accordance with structured entry
	B1	:16S:	End of block			M	1	
			Tag			M	1	":16S:"
			Code	c	..16	M	1	"SUBBAL"
	B	:99A:	Number of the accrued days			O	1	
			Tag			M	1	":99A:"
			Constant			M	1	":"
			Qualifier	c	4	M	1	"DAAC"
			Constant			M	1	"/"
			Sign	a	..1	O	1	"N" (only if the number of the day is negative)
			Number	n	3	M	1	Number of days (Where applicable to be filled with leading zeros)
	B	:19A:	Safekeeping account value			O	1	Value for total balance from B:93B: in the same currency as C:19A:
			Tag			M	1	":19A:"
			Constant			M	1	":"
			Qualifier	c	4	M	1	"HOLD"
			Constant			M	1	"/"
			Sign	a	..1	O	1	"N" (only if the amount is negative)

DFÜ Agreement

Appendix 3: Specification of Data Formats

Sequence	Sub-sequence	Tag	Name	Format ⁴⁰	Length	Status ⁴¹	Quantity	Contents/Explanations
B			Currency	a	3	M	1	ISO 4217 code
			Amount	d	..15	M	1	
			:19A: Safekeeping account value			O	1	Value for total balance from B:93B: (if different from currency in C:19A:) a) in the case of securities quoted in percentage in currency of safekeeping account b) in the case of securities quoted per item in B:90B:
			Tag			M	1	":19A:"
			Constant			M	1	":."
			Qualifier	c	4	M	1	"HOLD"
			Constant			M	1	"/"
			Sign	a	..1	O	1	"N" (only if the amount is negative)
			Currency	a	3	M	1	ISO 4217 code
			Amount	d	..15	M	1	
			:19A: Amount of accrued interest			O	1	Amount of accrued interest for total balance from B:93B: in same currency as C:19A:
			Tag			M	1	":19A:"
			Constant			M	1	":."
			Qualifier	c	4	M	1	"ACRU"
B			Constant			M	1	"/"
			Sign	a	..1	O	1	"N" (only if the amount is negative)
			Currency	a	3	M	1	ISO 4217 code
			Amount	d	..15	M	1	
			:19A: Amount of accrued interest			O	1	Amount of accrued interest for total balance from B:93B: in currency of safekeeping account (if differing from currency in C:19A:)
			Tag			M	1	":19A:"
			Constant			M	1	":."
			Qualifier	c	4	M	1	"ACRU"
			Constant			M	1	"/"
			Sign	a	..1	O	1	"N" (only if the amount is negative)
			Currency	a	3	M	1	ISO 4217 code
			Amount	d	..15	M	1	

DFÜ Agreement

Appendix 3: Specification of Data Formats

Sequence	Sub-sequence	Tag	Name	Format ⁴⁰	Length	Status ⁴¹	Quantity	Contents/Explanations
B		:92B:	Exchange rate			O	1	For instance, the exchange rate between the two currencies for the safekeeping account values or amounts of accrued interest (B:19A:) can be specified.
			Tag			M	1	":92B:"
			Constant			M	1	":."
			Qualifier	c	4	M	1	"EXCH"
			Constant			M	1	"//"
			First currency	a	3	M	1	ISO 4217 code
			Constant			M	1	"/"
			Second currency	a	3	M	1	ISO 4217 code
			Constant			M	1	"/"
			Rate/record	d	..15	M	1	
B		:70E:	Holdings (of safekeeping account) narrative			O	1	
			Tag			M	1	":70E:"
			Constant			M	1	":."
			Qualifier	c	4	M	1	"HOLD"
			Constant			M	1	"//"
			Narrative	x	..35	M	1..4	in accordance with structured entry
B		:16S:	End of block			M	1	
			Tag			M	1	":16S:"
			Code	c	..16	M	1	"FIN"
C			Additional information			O	1	In the case of an unvalued portfolio inventory sequence C is not transmitted.
C		:16R:	Start of block			M	1	
			Tag			M	1	":16R:"
			Code	c	..16	M	1	"ADDINFO"
		:19A:	Total holdings value (of safekeeping account) of the message			M	1	Sum of the amounts from B:19A: (i.e. not only market values but also accrued interest)
			Tag			M	1	":19A:"
			Constant			M	1	":."
			Qualifier	c	4	M	1	"HOLP"
			Constant			M	1	"//"
			Sign	a	..1	O	1	"N" (only if the amount is negative)
			Currency	a	3	M	1	ISO 4217 code
			Amount	d	..15	M	1	
C		:16S:	End of block			M	1	
			Tag			M	1	":16S:"
			Code	c	..16	M	1	"ADDINFO"

DFÜ Agreement

Appendix 3: Specification of Data Formats

- **Example**

In the case of the first portfolio item (Sample Company common stock), there is an inventory of 100 units. The second item (Sample Company preferred stock) consists of a credit of 130 units and a pending quantity issued of 30 units, leaving a balance of 100 units. In the case of the third item (Australian Domestic Bonds) an inventory of 2,500 Dollars from the total balance of 10,000 Australian Dollars is marked as blocked.

Sequ ence	Sub- sequ ence	Example
A		:16R:GENL :28E:1/ONLY :13A::STAT//004 :20C::SEME//NONREF :23G:NEWM :98C::PREP//19990530120538 :98A::STAT//19990529 :22F::STTY//CUST :97A::SAFE//10020030/1234567 :17B::ACTI//Y :16S:GENL
B		:16R:FIN :35B:ISIN DE0123456789 /DE/123456 Sample Company, common stock :90B::MRKT//ACTU/EUR52,7 :94B::PRIC//LMAR/XFRA :98A::PRIC//19990529

DFÜ Agreement

Appendix 3: Specification of Data Formats

Sequ- ence	Sub- sequ- ence	Example
		:93B::AGGR//UNIT/100,
	B1	:16R:SUBBAL :93C::TAVI//UNIT/AVAI/100, :94C::SAFE//DE :70C::SUBB//12345678901234567890 1 :16S:SUBBAL
		:19A::HOLD//EUR5270, :70E::HOLD//STK+511+00081+DE+19990815 68,5+EUR :16S:FIN
	B	:16R:FIN :35B:ISIN DE0123456790 /DE/123457 Sample Company, preferred stock :90B::MRKT//ACTU/EUR54,6 :94B::PRIC//LMAR/XFRA :98A::PRIC//19990529 :93B::AGGR//UNIT/100,
	B1	:16R:SUBBAL :93C::TAVI//UNIT/AVAI/130, :94C::SAFE//DE

DFÜ Agreement

Appendix 3: Specification of Data Formats

Sequ- ence	Sub- sequ- ence	Example
		:70C::SUBB//123456799123456799 1 :16S:SUBBAL
	B1	:16R:SUBBAL :93C::PEND//UNIT/NAVL/N30, :94C::SAFE//DE :70C::SUBB//123456799123456799 1 :16S:SUBBAL
		:19A::HOLD//EUR5460, :70E::HOLD//STK+512+00081+DE+19981013 42,75+EUR :16S:FIN
	B	:16R:FIN :35B:ISIN AU9876543210 Australian Domestic Bonds 1993 (2003) Ser. 10 :90A::MRKT//PRCT/105, :94B::PRIC//LMAR/XASX :98A::PRIC//19990528 :93B::AGGR//FAMT/10000,
	B1	:16R:SUBBAL :93C::TAVI//FAMT/AVAI/7500,

DFÜ Agreement

Appendix 3: Specification of Data Formats

Sequ- ence	Sub- sequ- ence	Example
		:94C::SAFE//AU :70C::SUBB//98765432109876543210 4+Sydney :16S:SUBBAL
	B1	:16R:SUBBAL :93C::BLOK//FAMT/NAVL/2500, :94C::SAFE//AU :70C::SUBB//98765432109876543210 4+Sydney+20021231 :16S:SUBBAL
		:99A::DAAC//004 :19A::HOLD//EUR6294,65 :19A::HOLD//AUD10500, :19A::ACRU//EUR1,72 :19A::ACRU//AUD2,87 :92B::EXCH//AUD/EUR/0,59949 :70E::HOLD//AUD+525+00611+AU+19990315+200312 31 99,75++6,25 :16S:FIN
	C	:16R:ADDINFO :19A::HOLP//EUR17026,37 :16S:ADDINFO

DFÜ Agreement

Appendix 3: Specification of Data Formats

Sequ ence	Sub- sequ ence	Example
		-

DFÜ Agreement

Appendix 3: Specification of Data Formats

- Structured entry of the field :70E:**

Each line begins with a digit which indicates the line number. The fields have to be separated by a "+". If a field is not filled in, the omission should be indicated by entering the separator. No separator is inserted in front of the first line and behind the last line. Fields at the end of a line which have not been filled in may be left out, including the separator. In each case the lines are separated by <CR><LF>. Unused lines at the end of the SWIFT narrative may be truncated.

Lines 3 and 4 are only to be filled in in the case of futures contracts.

No.	Name	For- mat 43	Len- gth	Sta- tus 44	Qu- anti- ty	Explanations
Line 1						
1	Line number	n	1	M	1	"1"
2	Currency of safekeeping account	a	3	O	1	"STK" = Securities quoted in units "KON" = Contracts or ISO currency code of the category currency in the case of securities quoted in percentages
3	Type of security	n	3	O	1	In accordance with WM GD 195
4	Sector code	n	5	O	1	In accordance with WM GD 200
5	Issuer country	a	2	O	1	In accordance with ISO 3166 country code
6	Buying date	n	8	O	1	YYYYMMDD
7	Maturity date	n	8	O	1	YYYYMMDD (e.g. in the case of bonds or warrants)
Line 2						
8	Line number	n	1	M	1	"2"
9	Cost price/rate, amount	d	..15	O	1	If applicable, average value
10	Cost price/rate, currency	a	3	O	1	ISO 4217 currency code (only if amount is also entered) If a percentage is entered in the amount field, the currency field is not filled in.
11	Interest rate	d	..15	O	1	As a percentage in the case of interest-bearing securities
Line 3						
12	Line number	n	1	M	1	"3"
13	Key of the futures contract	a	1	O	1	"C" = Call "P" = Put "F" = Future
14	Expiry date of the futures contract	n	6	O	1	YYYYMM

⁴³ a = alpha, any alphabet character from A to Z is allowed, c = character, any character from "A" to "Z" and "0" to "9" is allowed, d = decimal (floating-point number, the integer part must contain at least one digit, a decimal character (comma) is mandatory and is included in the maximum length), n = numeric, any numeral from 0 to 9 is allowed, x = alphanumeric (any member of the set of SWIFT characters is allowed)

⁴⁴ M = mandatory field, O = optional field

DFÜ Agreement

Appendix 3: Specification of Data Formats

No.	Name	Format ⁴³	Length	Status ⁴⁴	Quantity	Explanations
15	Version of the futures contract	n	1	O	1	e.g. 0/1/2/3
16	Unit/contract size of the futures contract	n	..8	O	1	
17	Symbol	a	..4	O	1	Abbreviation (e.g. "FDAX", "BMW")
18	WKN of the underlying	n	6	O	1	
Line 4						
19	Line number	n	1	M	1	"4"
20	ISIN of the underlying	x	12	O	1	
21	Basic price of the futures contract, amount	d	..15	O	1	Amount
22	Basic price of the futures contract, currency	a	3	O	1	ISO 4217 currency code (only if amount is also entered)

• Example

In the case of shares:

1STK+511+00081+DE+19990815
268,5+EUR

In the case of retirement investment securities:

1EUR+141+00024+DE+19990930+20051001
2100,25++5,25

In the case of derivative securities:

1KON+857+00170+US+19991028+20001015
21247,75+EUR
3C+200010+1+500+BMW+519000
4DE0005190003+1000,+EUR

DFÜ Agreement

Appendix 3: Specification of Data Formats

- Structured entry of the field :70C:**

The same rules apply as for the field :70E: (see above).

No	Name	For- mat 45	Len- gth	Sta- tus 46	Qu- anti- ty	Explanations
Line 1						
1	Line number	n	1	M	1	"1"
2	Safekeeping account key	x	..34	O	1	To be filled in individually by the institution The safekeeping account key serves, amongst other things, in the field B2:70E: of the MT 502 for identifying the portfolio item when selling.
Line 2						
3	Line number	n	1	M	1	"2"
4	Type of repository	n	1	O	1	1 = Current account collective repository 2 = Jacket custody 3 = inhouse collective custody 4 = Computation of effective interest rate 9 = Miscellaneous
5	Place of deposit	x	..15	O	1	Narrative
6	Blocked until	n	8	O	1	YYYYMMDD
Line 3						
7	Line number	n	1	M	1	"3"
8	Blocking / other bank remarks	x	..34	O	1	Narrative
Line 4						
9	Line number	n	1	M	1	"4"
10	Blocking / other bank remarks	x	..34	O	1	Narrative

- Example**

```
112345678901234567890
21+London+20021231
3assigned for loan no. 6020
```

⁴⁵ a = alpha, any alphabet character from A to Z is allowed, c = character, any character from "A" to "Z" and "0" to "9" is allowed, d = decimal (floating-point number, the integer part must contain at least one digit, a decimal character (comma) is mandatory and is included in the maximum length), n = numeric, any numeral from 0 to 9 is allowed, x = alphanumeric (any member of the set of SWIFT characters is allowed)

⁴⁶ M = mandatory field, O = optional field

DFÜ Agreement

Appendix 3: Specification of Data Formats

4.4 MT 536 Statement of Transactions

„Statement of Transactions“; based on SWIFT. "Standards Release Guide"
(letzte berücksichtigte Änderung SRG 1998)

- **Overview** (without constant fields)

Sequence	Sub-sequence	Tag	Status ⁴⁷	Content
A			M	General information
		:28E:	M	Page number/continuation indicator
		:13A:	O	Number of the statement
		:98a:	O	Date (and time) when the statement was drawn up
		:69a:	M	Period for the statement
		:97A:	M	Securities account
		:17B:	M	Indicator on whether transaction has taken place
B			O	Financial instrument
		:35B:	M	Security ID and name
		:90a:	O	Price/settlement price
		:94B:	O	Place (origin of price/rate)
		:98a:	O	Quote date (and time) of price/rate
		:93B:	O	Inventory before and after the transaction
	B1		M	Transaction
	B1b		O	Details of the transaction
		:36B:	M	Posting quantity
		:99A:	O	Number of days accrued for interest calculation (only for bonds)
		:19A:	O	Posting amount/value
		:19A:	O	Amount of interest accrued
		:22F:	M	Indicator for the transaction
		:22H:	M	Indicator for receipt/delivery
		:98a:	M	Effective settlement day (final day)
		:98a:	O	Value date
		:25D:	O	Status of a transaction (return ID)
		:70E:	O	Narrative on details of the transaction

⁴⁷ M = mandatory field, O = optional field

DFÜ Agreement

Appendix 3: Specification of Data Formats

Guidelines for Entries

Sequence	Sub-sequence	Tag	Name	Format ⁴⁸	Length	Status ⁴⁹	Quantity	Contents/Explanations
A			General information			M	1	
A		:16R:	Start of block			M	1	
			Tag			M	1	":16R:"
			Code	c	..16	M	1	"GENL"
A		:28E:	Page number/continuation indicator			M	1	
			Tag			M	1	":28E:"
			Page number	n	..5	M	1	
			Constant			M	1	"/"
			Continuation indicator	c	4	M	1	"LAST" = Last page "MORE" = Intermediate page (more pages to follow) "ONLY" = Single page
A		:13A:	Statement number			O	1	
			Tag			M	1	":13A:"
			Constant			M	1	","
			Qualifier	c	4	M	1	"STAT"
			Constant			M	1	"/"
			Numerical ID	c	3	M	1	Unambiguous number of the statement The number should be filled out with leading zeros
A		:20C:	Sender's reference			M	1	
			Tag			M	1	":20C:"
			Constant			M	1	","
			Qualifier	c	4	M	1	"SEME"
			Constant			M	1	"/"
			Reference	x	..16	M	1	"NONREF"
A		:23G:	Function of message			M	1	
			Tag			M	1	":23G:"
			Function	c	4	M	1	"NEWM"
A		:98a:	Preparation date			O	1	
			Option A:					
			Tag			M	1	":98A:"
			Constant			M	1	","

⁴⁸ a = alpha, any alphabet character from A to Z is allowed, c = character, any character from "A" to "Z" and "0" to "9" is allowed, d = decimal (floating-point number, the integer part must contain at least one digit, a decimal character (comma) is mandatory and is included in the maximum length), n = numeric, any numeral from 0 to 9 is allowed, x = alphanumeric (any member of the set of SWIFT characters is allowed)

⁴⁹ M = mandatory field, O = optional field

DFÜ Agreement

Appendix 3: Specification of Data Formats

Sequ- -ence	Sub- sequ- -ence	Tag	Name	For mat ⁴⁸	Len gth	Stat us ⁴⁹	Qua ntity	Contents/Explanations
A			Qualifier	c	4	M	1	"PREP"
			Constant			M	1	"//"
			Date	n	8	M	1	YYYYMMDD
			Option C:					
			Tag			M	1	":98C:"
			Constant			M	1	"."
			Qualifier	c	4	M	1	"PREP"
			Constant			M	1	"//"
			Date	n	8	M	1	YYYYMMDD
			Time	n	6	M	1	hhmmss
			:69a: Statement period					
			Option A:					
			Tag			M	1	":69A:"
			Constant			M	1	"."
			Qualifier	c	4	M	1	"STAT"
			Constant			M	1	"//"
			From date	n	8	M	1	YYYYMMDD
			Constant			M	1	"/"
			To date	n	8	M	1	YYYYMMDD
			Option B:					
			Tag			M	1	":69B:"
			Constant			M	1	"."
			Qualifier	c	4	M	1	"STAT"
			Constant			M	1	"//"
			From date	n	8	M	1	YYYYMMDD
			Time	n	6	M	1	hhmmss
			Constant			M	1	"/"
			To date	n	8	M	1	YYYYMMDD
			Time	n	6	M	1	hhmmss
A			:97A: Safekeeping account					
			Tag			M	1	":97A:"
			Constant			M	1	"."
			Qualifier	c	4	M	1	"SAFE"
			Constant			M	1	"//"
			Account	x	..35	M	1	German bank code followed by "/" and the German account number
			:17B: Activity Flag					
			Tag			M	1	":17B:"
			Constant			M	1	"."
			Qualifier	c	4	M	1	"ACTI"
			Constant			M	1	"//"

DFÜ Agreement

Appendix 3: Specification of Data Formats

Sequence	Sub-sequence	Tag	Name	Format ⁴⁸	Length	Status ⁴⁹	Quantity	Contents/Explanations
A			Characteristic	a	1	M	1	"Y", If there is turnover (then sequence B is mandatory) "N", If there has been no transaction (then sequence B must be omitted)
		:16S:	End of block			M	1	
			Tag			M	1	":16S:"
			Code	c	..16	M	1	"GENL"
B			Financial instrument			O	n	
B	:16R:		Start of block			M	1	
			Tag			M	1	":16R:"
			Code	c	..16	M	1	"FIN"
	:35B:		Financial instrument identifier			M	1	Either the ISIN or the WK or both have to be specified.
			Tag			M	1	":35B:"
			Constant			O	1	"ISIN" (only if ISIN is specified)
			Constant			O	1	" " (blanks, only if ISIN is specified)
			ISIN ID	x	..12	M	1	If no ISIN is used "/DE/", followed by the German securities ID number (WKN) must be specified.
			Constant			M	1	<CR><LF>
			Narrative	x	..35	M	1.4	Securities ID If ISIN and WKN are both specified, the WKN must be set in the first line and the name in the lines 2-4. The lines are separated by <CR><LF>.
	:90a:		Price			O	1	Settlement price
			Option A:					If the price is a percentage
			Tag			M	1	":90A:"
			Constant			M	1	":"
			Qualifier	c	4	M	1	"MRKT" = Market price (e.g. stock exchange price) "INDC" = Indicative price (calculated or determined price)
			Constant			M	1	"//"
			Type of percentage calculation	c	4	M	1	"PRCT"
			Constant			M	1	"//"
			Price	d	..15	M	1	

DFÜ Agreement

Appendix 3: Specification of Data Formats

Sequ- -ence	Sub- sequ- -ence	Tag	Name	For mat 48	Len gth	Stat us ⁴⁹	Qua ntity	Contents/Explanations
B			Option B:					If the price is an amount
		Tag			M	1	"":90B:"	
		Constant			M	1	"":	
		Qualifier	c	4	M	1	"MRKT" = Market price (e.g. stock exchange price) "INDC" = Indicative price (calculated or determined price)	
		Constant			M	1	"//"	
		Amount Type	c	4	M	1	"ACTU"	
		Constant			M	1	"//"	
		Currency	a	3	M	1	ISO 4217 currency code	
		Price	d	..15	M	1	The number of decimal digits is not validated against the currency.	
	:94B:	Place (source of price/rate)			O	1		
	Tag			M	1	"":94B:"		
	Constant			M	1	"":		
	Qualifier	c	4	M	1	"PRIC"		
	Constant			M	1	"//"		
	Place	c	4	M	1	"LMAR" = Local market "THEO" = Theoretical value, based on market yield "VEND" = Vendor as source		
B		Constant			O	1	"// (only if narrative filled)	
		Narrative	x	..30	O	1	In the case of "LMAR" the name of the stock exchange can be specified here as MIC.	
		:98a:	Price quotation date/time			O	1	
		Option A:						
		Tag			M	1	"":98A:"	
		Constant			M	1	"":	
		Qualifier	c	4	M	1	"PRIC"	
		Constant			M	1	"//"	
		Date	n	8	M	1	YYYYMMDD	
	Option C:							
	Tag			M	1	"":98C:"		
	Constant			M	1	"":		
	Qualifier	c	4	M	1	"PRIC"		
	Constant			M	1	"//"		
	B		Date	n	8	M	1	YYYYMMDD
Time			n	6	M	1	hhmmss	
:93B:			Balance			O	n	Quantity, expressed as number or nominal value

DFÜ Agreement

Appendix 3: Specification of Data Formats

Sequ- -ence	Sub- sequ- -ence	Tag	Name	For mat 48	Len gth	Stat us ⁴⁹	Qua ntity	Contents/Explanations
			Tag			M	1	":93B:"
			Constant			M	1	":
			Qualifier	c	4	M	1	"FIOP" = First opening balance "INOP" = Opening balance as intermediary balance "FICL" = Final closing balance "INCL" = Closing balance as intermediary balance
			Constant			M	1	"/"
			Quantity Type	c	4	M	1	"FAMT" = the quantity is expressed as face amount "UNIT" = the quantity is expressed as whole number
			Constant			M	1	"/"
			Sign	a	..1	O	1	"N" (only if the balance is negative)
			Balance	d	..15	M	1	
	B1		Transaction			M	1	
	:16R:		Start of block			M	1	
			Tag			M	1	":16R:"
			Code	c	..16	M	1	"TRAN"
	B1a		Linkages			M	1	
	:16R:		Start of block			M	1	
			Tag			M	1	":16R:"
			Code	c	..16	M	1	"LINK"
	:20C:		Sender's reference			M	1	
			Tag			M	1	":20C:"
			Constant			M	1	":
			Qualifier	c	4	M	1	"RELA"
			Constant			M	1	"/"
			Reference	x	..16	M	1	"NONREF"
	:16S:		End of block			M	1	
			Tag			M	1	":16S:"
			Code	c	..16	M	1	"LINK"
	B1b		Transaction details			O	1	Information as per settlement/safekeeping account posting
	:16R:		Start of block			M	1	
			Tag			M	1	":16R:"
			Code	c	..16	M	1	"TRANSDet"
	:36B:		Posting quantity			M	1	
			Tag			M	1	":36B:"
			Constant			M	1	":

DFÜ Agreement

Appendix 3: Specification of Data Formats

Sequ- -ence	Sub- sequ- -ence	Tag	Name	For mat 48	Len gth	Stat us ⁴⁹	Qua ntity	Contents/Explanations
		B1b	Qualifier	c	4	M	1	"PSTA"
			Constant			M	1	"//"
			Type	c	4	M	1	"FAMT" = the quantity is expressed as face amount "UNIT" = the quantity is expressed as whole number
			Constant			M	1	"//"
			Quantity	d	..15	M	1	
			:99A: Number of days accrued			O	1	E.g. accrued interest as per settlement
			Tag			M	1	":99A:"
			Constant			M	1	":."
			Qualifier	c	4	M	1	"DAAC"
			Constant			M	1	"//"
		B1b	Sign	a	..1	O	1	"N" (only if the number of the day is negative)
			Number	n	3	M	1	where applicable to be filled with leading zeros
			:19A: Posting amount			O	1	Value
			Tag			M	1	":19A:"
			Constant			M	1	":."
			Qualifier	c	4	M	1	"PSTA"
			Constant			M	1	"//"
			Sign	a	..1	O	1	"N" (only if the amount is negative)
			Currency	a	3	M	1	ISO 4217 code
			Amount	d	..15	M	1	
		B1b	:19A: Amount of accrued interest			O	1	
			Tag			M	1	":19A:"
			Constant			M	1	":."
			Qualifier	c	4	M	1	"ACRU"
			Constant			M	1	"//"
			Sign	a	..1	O	1	"N" (only if the amount is negative)
			Currency	a	3	M	1	ISO 4217 code
			Amount	d	..15	M	1	
		B1b	:22F: Indicator for the transaction			M	1	
			Tag			M	1	":22F:"
			Constant			M	1	":."
			Qualifier	c	4	M	1	"TRAN"
			Constant			M	1	"//"

DFÜ Agreement

Appendix 3: Specification of Data Formats

Sequ- ence	Sub- sequence	Tag	Name	For mat 48	Len gth	Stat us ⁴⁹	Qua ntity	Contents/Explanations
			Indicator	c	4	M	1	"BOLE" = Activity related to borrowing/lending "COLL" = Collateral activity "CORP" = Activity related to a Corporate Action (e.g. transfer) "SETT" = Activity related to settlement and clearing (generally buy and sell)
	B1b	:22H:	Indicator for receipt/delivery			M	1	
			Tag			M	1	":22H:"
			Constant			M	1	":"
			Qualifier	c	4	M	1	"REDE"
			Constant			M	1	"/"
			Indicator	c	4	M	1	"DELI" = Delivery (debit) "RECE" = Receipt (credit)
	B1b	:22H:	Indicator for method of payment			M	1	
			Tag			M	1	":22H:"
			Constant			M	1	":"
			Qualifier	c	4	M	1	"PAYM"
			Constant			M	1	"/"
			Indicator	c	4	M	1	"FREE"
	B1b	:98a:	Effective settlement date			M	1	Final day
			Option A:					
			Tag			M	1	":98A:"
			Constant			M	1	":"
			Qualifier	c	4	M	1	"ESET"
			Constant			M	1	"/"
			Date	n	8	M	1	YYYYMMDD
			Option C:					
			Tag			M	1	":98C:"
			Constant			M	1	":"
			Qualifier	c	4	M	1	"ESET"
			Constant			M	1	"/"
			Date	n	8	M	1	YYYYMMDD
			Time	n	6	M	1	hhmmss
	B1b	:98a:	Settlement date			O	1	Value date
			Option A:					
			Tag			M	1	":98A:"
			Constant			M	1	":"
			Qualifier	c	4	M	1	"SETT"
			Constant			M	1	"/"
			Date	n	8	M	1	YYYYMMDD
			Option C:					
			Tag			M	1	":98C:"

DFÜ Agreement

Appendix 3: Specification of Data Formats

Sequence	Sub-sequence	Tag	Name	Format ⁴⁸	Length	Status ⁴⁹	Quantity	Contents/Explanations
B	B1b		Constant			M	1	"."
			Qualifier	c	4	M	1	"SETT"
			Constant			M	1	"//"
			Date	n	8	M	1	YYYYMMDD
			Time	n	6	M	1	hhmmss
		:25D:	Movement status			O	1	Field is only transmitted if the movement is a reversal of a previous movement (return ID)
			Tag			M	1	":25D:"
			Constant			M	1	"."
			Qualifier	c	4	M	1	"MOVE"
			Constant			M	1	"//"
			Status	c	4	M	1	"REVE"
		:70E:	Transaction details narrative			O	1	
			Tag			M	1	":70E:"
			Constant			M	1	"."
			Qualifier	c	4	M	1	"TRDE"
			Constant			M	1	"//"
		B1b	Narrative	x	..35	M	1..10	Any information on transaction (no structured entry as in MT 535)
			End of block			M	1	
			Tag			M	1	":16S:"
			Code	c	..16	M	1	"TRANDET"
		B1	End of block			M	1	
			Tag			M	1	":16S:"
			Code	c	..16	M	1	"TRAN"
		:16S:	End of block			M	1	
			Tag			M	1	":16S:"
			Code	c	..16	M	1	"FIN"

DFÜ Agreement

Appendix 3: Specification of Data Formats

- **Example**

Within the period of the report three transactions took place:

1. Purchase (receipt) of 100 shares of Sample Company with final day May 15th, 1999
2. Sale (disposal) of 70 shares of Sample Company with final day May 28th, 1999
3. Sale (disposal) of 5,000 CAD 6.5 % DaimlerChrysler Lux. Fin. with final day May 21st, 1999

Sequ ence	Sub sequ ence	Sub sequ ence	Example
A			:16R:GENL :28E:1/ONLY :13A::STAT//005 :20C::SEME//NONREF :23G:NEWM :98A::PREP//19990530 :69A::STAT//19990501/19990529 :97A::SAFE//10020030/1234567 :17B::ACTI//Y :16S:GENL
B			:16R:FIN :35B:ISIN DE0123456789 /DE/123456 Sample Company, common stock :90B::MRKT//ACTU/EUR52,7 :94B::PRIC//LMAR/XFRA :98A::PRIC//19990515 :93B::FIOP//UNIT/200,

DFÜ Agreement

Appendix 3: Specification of Data Formats

Sequ ence	Sub sequ ence	Sub sequ ence	Example
			:93B::FICL//UNIT/300,
	B1		:16R:TRAN
		B1a	:16R:LINK :20C::RELA//NONREF :16S:LINK
		B1b	:16R:TRANSDET :36B::PSTA//UNIT/100, :19A::PSTA//NEUR5270, :22F::TRAN//SETT :22H::REDE//RECE :22H::PAYM//FREE :98A::ESET//19990515 :98A::SETT//19990517 :16S:TRANSDET
			:16S:TRAN
			:16S:FIN
	B		:16R:FIN :35B:ISIN DE0123456789 /DE/123456 Sample Company, common stock :90B::MRKT//ACTU/EUR61,9 :94B::PRIC//LMAR/XFRA :98A::PRIC//19990528

DFÜ Agreement

Appendix 3: Specification of Data Formats

Sequ ence	Sub sequ ence	Sub sequ ence	Example
			:93B::FIOP//UNIT/300, :93B::FICL//UNIT/230,
		B1	:16R:TRAN
		B1a	:16R:LINK :20C::RELA//NONREF :16S:LINK
		B1b	:16R:TRANSDET :36B::PSTA//UNIT/70, :19A::PSTA//EUR4333, :22F::TRAN//SETT :22H::REDE//DELI :22H::PAYM//FREE :98A::ESET//19990528 :98A::SETT//19990530 :16S:TRANSDET
			:16S:TRAN
			:16S:FIN
B			:16R:FIN :35B:/DE/987654 DaimlerChrysler Lux. Fin. 1999 (2002) :90B::MRKT//PRCT/105, :94B::PRIC//LMAR/XLUX

DFÜ Agreement

Appendix 3: Specification of Data Formats

Sequ ence	Sub sequ ence	Sub sequ ence	Example
	B1		:98A::PRIC//19990521
			:93B::FIOP//FAMT/5000,
			:16R:TRAN
		B1a	:16R:LINK
		B1b	:20C::RELA//NONREF
			:16S:LINK
	B1		:16R:TRANSDET
			:36B::PSTA//FAMT/5000,
			:99A::DAAC//003
			:19A::PSTA//CAD5250,
			:19A::ACRU//CAD2,71
			:22F::TRAN//SETT
	B1		:22H::REDE//DELI
			:22H::PAYM//FREE
			:98A::ESET//19990521
			:98A::SETT//19990526
			:16S:TRANSDET
			:16S:TRAN
	B1		:16S:FIN
			-

5 Documentary Credits

5.1 General introduction and overview

The structure and content of the documentary credit messages are based upon the SWIFT Bank-to-Bank messages of the Category 7.

Partially, these messages contain fields where its content are primarily or exclusively used for the communication among the banks.

Therefore, specific fields are not part of the Customer-to-Bank or Bank-to-Customer messages in Chapter 5 Documentary Credits (e.g. field :49H: „Special Payment Conditions for Receiving Bank“).

Some of those fields in the Bank-to-Customer messages (e.g. DTAEA Documentary Credit Advice MT 700) are marked as optional and therefore, must not be transmitted compulsory to the customer.

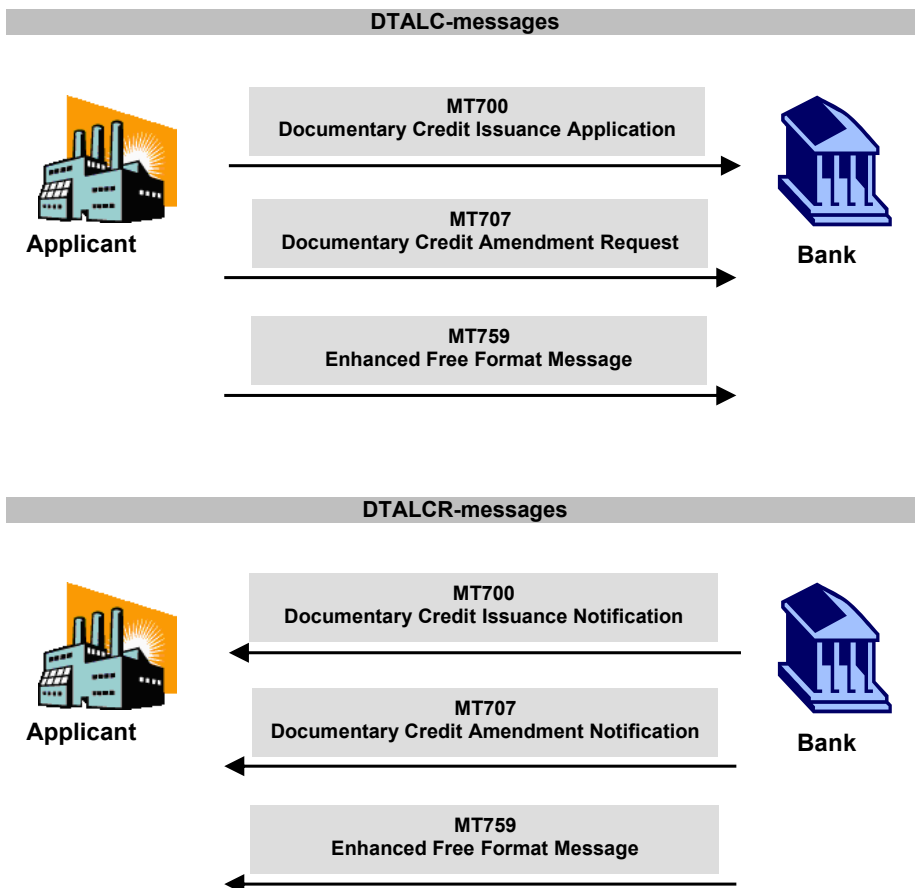
The transmission of those fields in a message to the customer is exclusively at the banks discretion and may be dependent on the individual content
(e.g. field :78: "Instructions to the paying/accepting/negotiating Bank")

A special feature, that was also introduced in the SWIFT interbank messages, is the different character set (X-character set or Z-character set), which only applies to specific fields.

Applications from the customer to the bank to issue a documentary credit (DTALC - MT 700) and requests to amend a documentary credit (DTALC - MT 707) will always be executed by the receiving bank (Issuing Bank) in the bank-to-bank communication by telecommunication (SWIFT).

The Issuing Bank will contact the customer, if this is not possible for an individual transaction.
In the message Documentary Credit Amendment Request (DTALC - MT 707) optional fields may only be used in case the field is amendment (i.e. it is not allowed to repeat content from the original documentary credit instrument which is not amended)

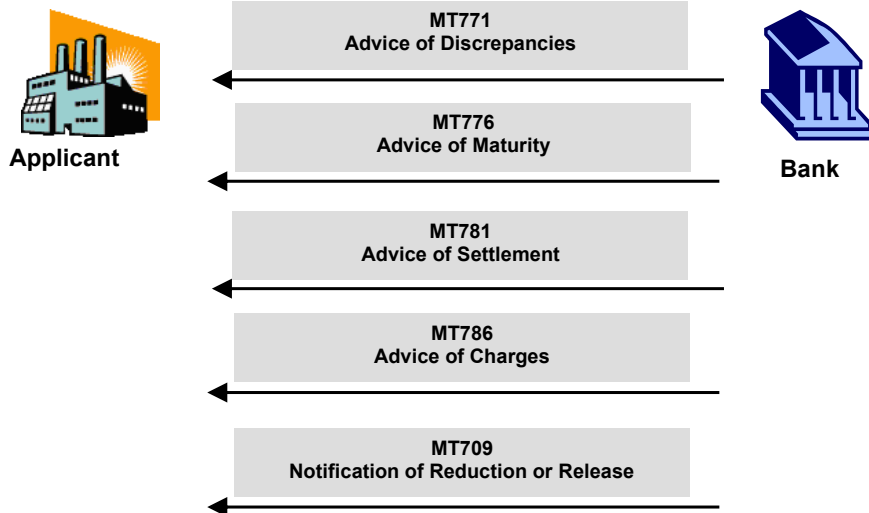
5.1.1 Overview of Import Documentary Credit messages



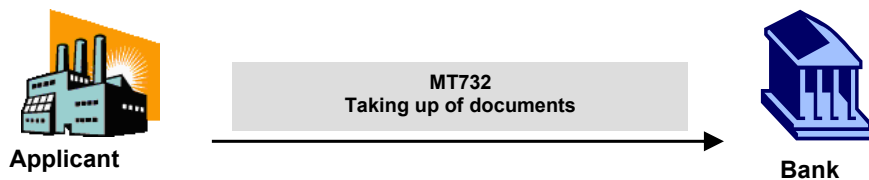
DFÜ Agreement

Appendix 3: Specification of Data Formats

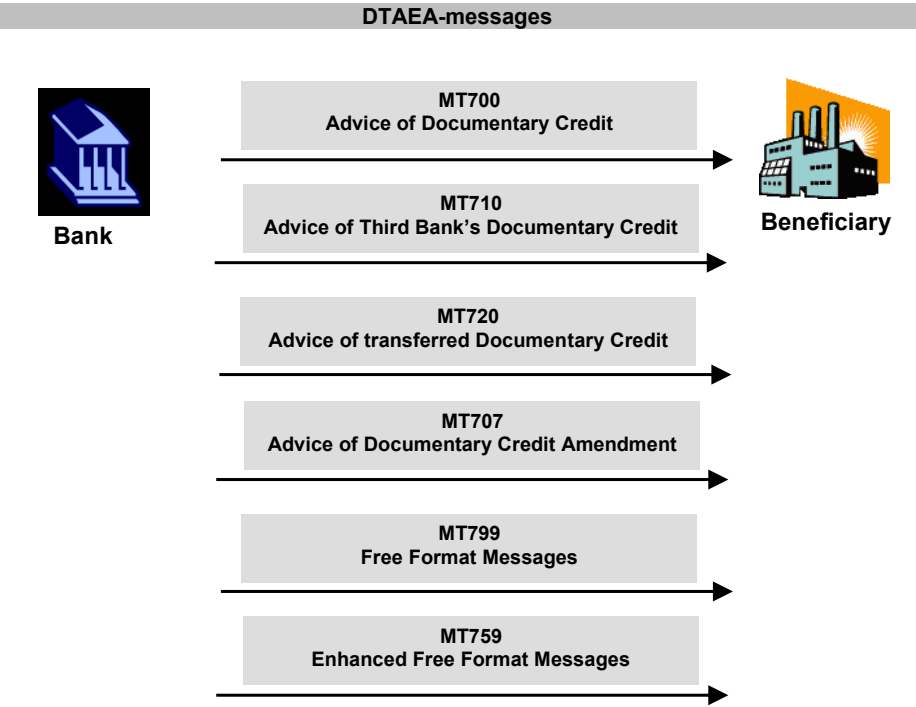
DTALCD-messages

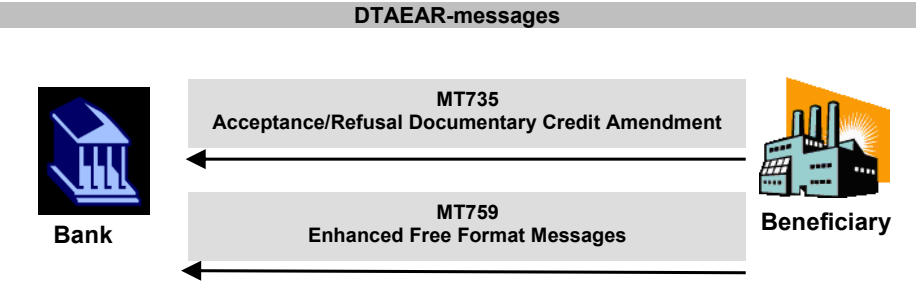
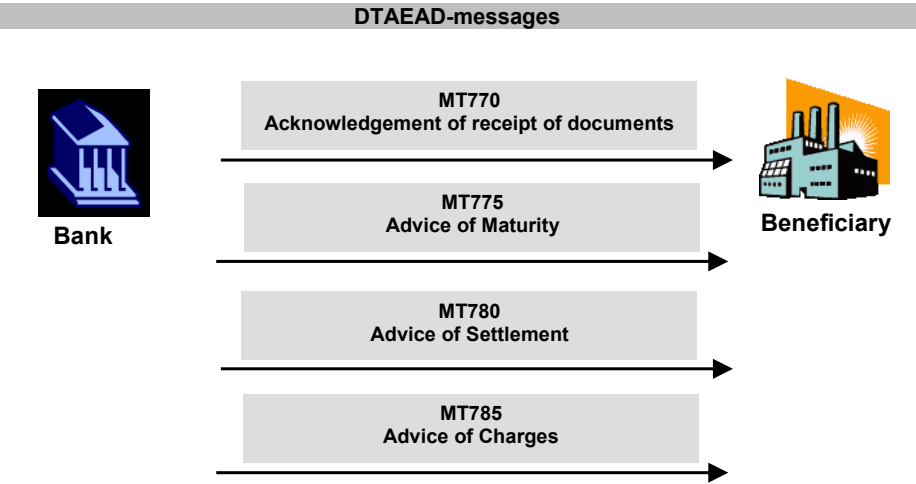


DTALCA-message



5.1.2 Overview of Export Documentary Credit messages





DFÜ Agreement

Appendix 3: Specification of Data Formats

5.1.3 Overview of EBICS-order types / BTF parameters for Import Documentary Credits

BTF parameter	Order Type	Communication Direction ⁵⁰	Text	Format
IDC/DE//dtalc/	AIA	U	Upload Import Documentary Credit	DTALC
IDC/DE//dtalcr/	AKA	D	Download Import Documentary Credit	DTALCR
IDC/DE//dtalcd/	AKD	D	Download Import Documentary Credit - Settlement	DTALCD
IDC/DE//dtalca/	AID	U	Upload Import Documentary Credit - Documents Take-up	DTALCA

5.1.4 Overview of EBICS-order types / BTF parameters for Export Documentary Credits

BTF parameter	Order type	Communication Direction ⁵⁰	Text	Format
EDC/DE//dtaea/	EAB	D	Download Export Documentary Credit	DTAEA
EDC/DE//dtaead/	EAD	D	Download Export Documentary Credit - Settlement	DTAEAD
EDC/DE//dtaear/	EAR	U	Upload Export Documentary Credit Consecutive Message	DTAEAR

⁵⁰ U = Upload, D = Download

DFÜ Agreement

Appendix 3: Specification of Data Formats

5.1.5 Legend and general syntax definitions for Documentary Credits

LEGEND		
Status	M	Mandatory
	O	Optional
	C	Conditional
Usage Details	DEFN	Definition
	RULE	Usage Rule (must be adhered to)
	GUID	Usage Guidance (recommendation practice)
	CODE	Applicable Code Values
	NOTE	Remark
Format	a	Alphabetic, capital letters (A through Z), upper case only
	c	Alpha-numeric, capital letters (upper case) and digits only
	n	Numeric, digits (0 through 9) only
	X	SWIFT X character set: A to Z a to z 0 to 9 / Slash - Hyphen ? Question mark : Colon (Left parenthesis) Right parenthesis . Full stop , Comma ' Apostrophe + Plus sign Space
	Z	SWIFT Z character set: (equal to SWIFT X character set), but additional: ; Semi-colon ! Exclamation mark " Quotation mark % Percentage & Ampersand * Asterisk < Less than > Greater than { Opening curly bracket = Equal @ AT-sign # Pound (hash) _ Low line (underscore)
	!	Fixed length
	D	Decimals, including decimal comma ',' preceding the fractional part. The fractional part may be missing, but the decimal comma must always be present

All fields, including end of record level are concluded with <CR><LF> (X'0D0A').

The special German characters Ä, ä, Ö, ö, Ü, ü are encoded as AE, ae, OE, oe, UE, ue and ß as ss.

DFÜ Agreement

Appendix 3: Specification of Data Formats

The SWIFT syntax rules applies (e.g. no colon or dash at the beginning of each line is allowed, etc.)

DFÜ Agreement

Appendix 3: Specification of Data Formats

5.1.6 File Structure Overview

File Header A

Tag	Field Name	Format	Status	Definition / Content / Additional Usage Rules/Guidelines
:A1:	Identifier of File Header	3!c (Code)	M	DEFN: This field indicates the order type. CODE: AIA = Upload Documentary Credit Messages AKA = Download Documentary Credit Messages AKD = Download Documentary Credit Messages – Documents Settlement AID = Upload Documentary Credit Messages – Taking up of documents EAB = Download Documentary Credit Messages EAD = Download Documentary Credit Messages – Documents Settlement EAR = Download of Documentary Credit Consecutive Messages
:A2:	German Bank Code or SWIFT BIC	11x	M	DEFN: This field specifies the German Bank Code (i.e. Bankleitzahl) or the SWIFT BIC of the receiving or sending bank.
:A3:	Customer Number	23x	M	DEFN: This field specifies the customer number as agreed with the receiving or sending bank (e.g. account number).
:A4:	Customer data	4*35x (Narrative)	M	DEFN: This field indicates complementary data to field :A3: GUID: The following order is recommended: Line 1 and 2: Name Line 3: Street / Post Box Office Line 4: City
:A5:	File Creation Date / Time	8!n4!n (Date)(Time)	M	DEFN: This field specifies the file creation date and time. RULE: Format: YYYYMMDDHHMM
-	End of record level	1!c	M	DEFN: This field indicates the end of the record level. RULE: Field content is always a Hyphen (X'2D') Code as per ISO 8859

DFÜ Agreement

Appendix 3: Specification of Data Formats

File Trailer Z

Tag	Field Name	Format	Status	Definition / Content / Additional Usage Rules/Guidelines	
:Z1:	Indicator of the File Trailer	1!c (Code)	M	DEFN: This field indicates the file trailer.	
				RULE: Field content is always Z	
:Z2:	Number of MT	3!n (Number)	M	DEFN: This fields contain the number of MT (e.g. 700 or 771, etc.) in a logical file.	
				RULE: Field content must always be with leading zeros, e.g. 002 or 099	
-	End of record level	1!c	M	DEFN: This field indicates the end of the record level.	
				RULE: Field content is always a Hyphen (X'2D')	Code as per ISO 8859

File structure

Number of occurrences in logical file	Element (each with end of record level)
1	File Header A, e.g. AIA = Upload Documentary Credit Messages
1 - n	Documentary Credit Messages e.g. MT700 = Application for Documentary Credit Issuance MT707 = Request for Documentary Credit Amendment MT759 = Enhanced Free Format Message
1	File Trailer Z

DFÜ Agreement

Appendix 3: Specification of Data Formats

5.2 DTALC Documentary Credit Issuance and Amendment application as well as Free Format (Customer to Bank)

5.2.1 Documentary Credit Issuance Application MT 700

Tag	Field Name	Format	Status	Definition / Content / Additional Usage Rules/Guidelines
:MT:	MT - Type	3!c	M	DEFN: This field specifies the message type RULE: Field content is always 700
:M01:	Reference number of the customer	16x	M	DEFN: This field specifies the reference number of the customer
:M11:	Contact data customer	4*35z (Narrative)	O	DEFN: This field specifies the contact data of the customer
:M30:	ISO- currency code of the account for debiting the utilization	3!a (Code)	C	DEFN: This field specifies the ISO currency code of the account for debiting the utilization and charges, in case that field for charges :M33: is not used RULE: Mandatory, if field :M51: Cover Payment is not used
:M31:	Account (IBAN-Format) for debiting the utilization	35x	C	DEFN: This field specifies the account number in the IBAN format for debiting the utilization and charges, in case that field for charges :M33: is not used RULE: Mandatory, if field :M51: Cover Payment is not used
:M32:	ISO-currency code for the account for debiting the charges	3!a (Code)	O	DEFN: This field specifies the ISO currency code of the account for debiting the charges
:M33:	Account (IBAN-Format) for charges	35x	O	DEFN: This field specifies the account number in the IBAN format for debiting the charges
:M51:	Cover payment	6*35z	C	DEFN: This field specifies information regarding the cover payment of the customer, in case that field :M30: - :M33: are not used RULE: Mandatory, if field :M30: and :M31: are not present

DFÜ Agreement

Appendix 3: Specification of Data Formats

Tag	Field Name	Format	Status	Definition / Content / Additional Usage Rules/Guidelines
:M92:	Charges payable by	2!c	M	DEFN: This field specifies the charges arrangement CODE: 00 = charges are shared 01 = all charges are for applicant's account 02 = all charges are for beneficiary's account 03 = other arrangement
:M43:	Special arrangements for charges	6*35z	C	DEFN: This field specifies special charges arrangements RULE: This field must be present, if field :M92:contains the code '03'
:M44:	Other Customer to Bank Information	6*35z	O	DEFN: This field specifies other customer to bank information
:40A:	Type of Documentary Credit	24x (Type)	M	DEFN: This field specifies the type of documentary credit. CODE: IRREVOCABLE IRREVOCABLE TRANSFERABLE
:20:	Documentary Credit Number	16x	O	DEFN: This field specifies the reference number / documentary credit number of the issuing bank (if known upfront by the applicant)
:40E:	Applicable rules	30x[/35x] (Rules) (Narrative)	M	DEFN: This field specifies the applicable rules for the documentary credit CODE: UCP LATEST VERSION EUCP LATEST VERSION OTHR RULE: the subfield Narrative /35x may only be used in combination with the code „OTHR“

DFÜ Agreement

Appendix 3: Specification of Data Formats

Tag	Field Name	Format	Status	Definition / Content / Additional Usage Rules/Guidelines
:31D:	Date and place of expiry	6!n29x (Date) (Place)	M	DEFN: This field specifies the latest date for presentation under the documentary credit and the place where documents may be presented RULE: The date must not be earlier than the date in field :A5: and not earlier than the date in field :44C: Format: YYMMDD
:50:	Applicant	4*35x (Name & Address)	M	DEFN: This field specifies the applicant of the documentary credit
:59:	Beneficiary	[/34x] (Account) 4*35x (Name & Address)	M	DEFN: This field specifies the beneficiary of the documentary credit
:32B:	Currency & Amount	3!a15d	M	DEFN: This field specifies the currency code and amount of the doc. credit RULE: The currency must be specified in ISO-format and the amount may have a maximum of 3 digits following the comma. The integer part of the amount is separated by a decimal comma.
:39A:	Percentage amount tolerance	2n/2n	O	DEFN: This field specifies the tolerance relative to the amount of the doc.credit amount as a percentage plus and/or minus that amount
:39C:	Additional amounts covered	4*35x	O	DEFN: This field specifies any additional amounts covered by the documentary credit, such as for example freight charges, interest, insurance, etc.
:41a:	Available with ... by ...	A 4!a2!a2!c[3!c] (BIC) 14x (Code) D 4*35x (Name&Address) 14x (Code)	M	DEFN: This field specifies the bank with which the doc.credit is available (place for presentation) and an indication of how the credit is available CODE: BY ACCEPTANCE BY DEF PAYMENT BY MIXED PYMT BY NEGOTIATION BY PAYMENT GUID: The bank with whom the documentary credit shall be available, may also be specified with Option D, using one of the following codes: ISSUING BANK; ADVISING BANK, ANY BANK or ANY BANK IN RULE: If Option A is used, than Subfield 1 must indicate the SWIFT BIC 8 or BIC 11 of the bank
Tag	Field Name	Format	Status	Definition / Content / Additional Usage Rules/Guidelines

DFÜ Agreement

Appendix 3: Specification of Data Formats

:42C:	Drafts at	3*35x	C	DEFN: This field specifies the tenor of the draft to be drawn RULE: May only be used, if field :41a: Subfield 2 does not contain the following codes: „BY DEF PAYMENT“ or „BY MIXED PYMT“ RULE: Mandatory field if, field :41a: Subfield 2 contains the following code: „BY ACCEPTANCE“
:42a:	Drawee	A [/1!a]/[34x] (Party ID) 4!a2!a2!c[3!c] (BIC) D [/1!a]/[34x] (Party ID) 4*35x (Name&Address)	C	DEFN: This field specifies the drawee of the drafts to be drawn. RULE: May only be used, if field :41a: Subfield 2 does not contain the following codes: „BY DEF PAYMENT“ or „BY MIXED PYMT“ RULE: Mandatory field if field :42C: is used RULE: If Option A is used, than Subfield 1 must indicate the SWIFT BIC 8 or BIC 11 of the bank
:42M:	Mixed Payment details	4*35x	C	DEFN: This field specifies details of the mixed payment. RULE: Mandatory field, if field :41a: Subfield 2 contains the following code: „BY MIXED PYMT“
:42P:	Negotiation / Deferred Payment details	4*35x	C	DEFN: This field specifies details of the negotiation or deferred payment RULE: Mandatory field, if field :41a: Subfield 2 contains the following code: „BY DEF PAYMENT“
:43P:	Partial shipments	11x	O	DEFN: This field specifies, whether partial shipments are allowed or not. CODE: ALLOWED NOT ALLOWED CONDITIONAL NOTE: Details regarding the code „CONDITIONAL“ will be specified in the appropriate other fields of the message (e.g. Description of Goods or Shipment Period, etc.)
Tag	Field Name	Format	Status	Definition / Content / Additional Usage Rules/Guidelines

DFÜ Agreement

Appendix 3: Specification of Data Formats

:43T:	Transshipment	11x	O	DEFN: This field specifies, whether transshipments are allowed or not. CODE: ALLOWED NOT ALLOWED CONDITIONAL NOTE: Details regarding the code „CONDITIONAL“ will be specified in the appropriate other fields of the message (e.g. Description of Goods or Shipment Period, etc.)
:44A:	Place of taking in charge / Dispatch from ... / Place of receipt	140z	O	DEFN: This field specifies the place of taking in charge (in case of a multimodal transport document), the place of receipt (in case of a road, rail or inland waterway transport document or courier or expedited delivery service document), the place of dispatch or the place of shipment to be indicated on the transport document
:44E:	Port of loading / Airport of departure	140z	O	DEFN: This field specifies the port of loading or in case of airfreight the airport of departure to be indicated on the transport document
:44F:	Port of discharge / Airport of destination	140z	O	DEFN: This field specifies the port of discharge or in case of airfreight the airport of destination to be indicated on the transport document
:44B:	Place of final destination / For transportation to ... / Place of delivery	140z	O	DEFN: This field specifies the final destination or place of delivery to be indicated on the transport document
:44C:	Latest date of shipment	6!n	O	DEFN: This field specifies the latest date of shipment RULE: The date must not be later than the date specified in field :31D: Format: YYMMDD
:44D:	Shipment period	6*65x	C	DEFN: This field specifies details of the shipment period RULE: May only be used, if field :44C: is not used

DFÜ Agreement

Appendix 3: Specification of Data Formats

Tag	Field Name	Format	Status	Definition / Content / Additional Usage Rules/Guidelines
:45A:	Description of goods	800*65z	M	DEFN: This field specifies the goods description GUID: Separation of „line items“ for example at the beginning of a new line shall be made by + sign or numbering (1, 2, etc.) GUID: The last line of the goods description shall be used to indicated the delivery terms, e.g. „CIF Hamburg“
:46A:	Documents required	800*65z	M	DEFN: The field specified the required documents of the documentary credit GUID: Separation of documents at the beginning of a new line shall be made by + sign or numbering (1, 2, etc.)
:47A:	Additional conditions	800*65z	O	DEFN: This field specifies any additional conditions of the documentary credit GUID: Separation of conditions at the beginning of a new line shall be made by + sign or numbering (1, 2, etc.)
:49G:	Special payment conditions for Beneficiary	800*65z	O	DEFN: This field specifies special payment conditions applicable to the beneficiary, for example, post-financing requests/conditions
:48:	Period for presentations in days	3n[/35x]	O	DEFN: This field specifies the presentation period for documents in number of calendar days after the date of shipment. RULE: The subfield Narrative /35x may only be used, in case that the calculation basis is not after the date of shipment (e.g. invoice date)
:49:	Confirmation instructions	7!x	M	DEFN: This field specifies the confirmations instructions CODE: CONFIRM MAY ADD WITHOUT

DFÜ Agreement

Appendix 3: Specification of Data Formats

Tag	Field Name	Format	Status	Definition / Content / Additional Usage Rules/Guidelines	
:57a:	Bank of the Beneficiary	A [/1!a]/34x] (Party ID) 4!a2!a2!c[3!c] (BIC)	O	DEFN: This field specifies the Beneficiary's bank	
		D [/1!a]/34x] (Party ID) 4*35x (Name&Address)		RULE: If Option A is used, than Subfield 1 must indicate the SWIFT BIC 8 or BIC 11 of the bank	
-	End of record level	1!c	M	DEFN: This field indicates the end of the record level. RULE: Field content is always a Hyphen (X'2D') Code as per ISO 8859	

DFÜ Agreement

Appendix 3: Specification of Data Formats

5.2.2 Documentary Credit Amendment Request MT 707

Tag	Field Name	Format	Status	Definition / Content / Additional Usage Rules/Guidelines
:MT:	MT - Type	3!c	M	DEFN: This field specifies the message type RULE: Field content is always 707
:M01:	Reference number of the customer	16x	M	DEFN: This field specifies the reference number of the customer
:M11:	Contact data customer	4*35z (Narrative)	O	DEFN: This field specifies the contact data of the customer
:M02:	Documentary Credit Number	16x	M	DEFN: This field specifies the Documentary Credit Number of the issuing bank
:M44:	Other Customer to Bank Information	6*35z	O	DEFN: This field specifies other customer to bank information
:26E:	Number of Amendment	3n	M	DEFN: This field specifies the amendment number
:23S:	Documentary Credit Cancellation	6!a	O	DEFN: This field specifies whether the documentary credit should be cancelled RULE: Field content is always CANCEL
:40A:	Type of Documentary Credit	24x (Type)	O	DEFN: This field specifies amendments to the type of documentary credit CODE: IRREVOCABLE IRREVOCABLE TRANSFERABLE
:40E:	Applicable rules	30x[/35x] (Rules) (Narrative)	O	DEFN: This field specifies amendments to the applicable rules for the documentary credit CODE: UCP LATEST VERSION EUCP LATEST VERSION OTHR RULE: the subfield Narrative /35x may only be used in combination with the code „OTHR“

DFÜ Agreement

Appendix 3: Specification of Data Formats

Tag	Field Name	Format	Status	Definition / Content / Additional Usage Rules/Guidelines
:31D:	Date and place of expiry	6!n29x (Date) (Place)	O	DEFN: This field specifies amendments to the latest date for presentation under the documentary credit and the place where documents may be presented RULE: Format: YYMMDD
:50:	Applicant	4*35x (Name & Address)	O	DEFN: This field specifies amendments to the applicant
:59:	Beneficiary	[/34x] (Account) 4*35x (Name & Address)	O	DEFN: This field specifies amendments to the beneficiary
:32B:	Increase of Documentary Credit Amount	3!a15d	O	DEFN: This field specifies the currency code and amount of increase of the doc. credit RULE: The currency must be specified in ISO-format and the amount may have a maximum of 3 digits following the comma. The integer part of the amount is separated by a decimal comma
:33B:	Decrease of Documentary Credit Amount	3!a15d	O	DEFN: This field specifies the currency code and amount of decrease of the doc. credit RULE: The currency must be specified in ISO-format and the amount may have a maximum of 3 digits following the comma. The integer part of the amount is separated by a decimal comma
:39A:	Percentage Amount Tolerance	2n/2n	O	DEFN: This field specifies amendments to the tolerance relative to the amount of the doc.credit amount as a percentage plus and/or minus that amount
:39C:	Additional amounts covered	4*35x	O	DEFN: This field specifies amendments to any additional amounts covered by the documentary credit

DFÜ Agreement

Appendix 3: Specification of Data Formats

Tag	Field Name	Format	Status	Definition / Content / Additional Usage Rules/Guidelines
:41a:	Available with ... by ...	A 4!a2!a2!c[3!c] (BIC) 14x (Code) D 4*35x (Name&Address) 14x (Code)	O	DEFN: This field specifies amendments to the bank with which the doc.credit is available (place for presentation) and how the credit is available CODE: BY ACCEPTANCE BY DEF PAYMENT BY MIXED PYMT BY NEGOTIATION BY PAYMENT GUID: The bank with whom the documentary credit shall be available, may also be specified with Option D, using one of the following codes: ISSUING BANK; ADVISING BANK, ANY BANK or ANY BANK IN RULE: If Option A is used, than Subfield 1 must indicate the SWIFT BIC 8 or BIC 11 of the bank
:42C:	Drafts at	3*35x	O	DEFN: This field specifies amendments to the tenor of the draft to be drawn
:42a:	Drawee	A [/1!a]/[34x] (Party ID) 4!a2!a2!c[3!c] (BIC) D [/1!a]/[34x] (Party ID) 4*35x (Name&Address)	O	DEFN: This field specifies amendments to the drawee of the drafts to be drawn. RULE: If Option A is used, than Subfield 1 must indicate the SWIFT BIC 8 or BIC 11 of the bank
:42M:	Mixed Payment Details	4*35x	O	DEFN: This field specifies amendments to the details of the mixed payment.
:42P:	Negotiation / Deferred Payment Details	4*35x	O	DEFN: This field specifies amendments to the details of the negotiation or deferred payment
:43P:	Partial shipments	11x	O	DEFN: This field specifies amendments to the partial shipments CODE: ALLOWED NOT ALLOWED CONDITIONAL NOTE: Details regarding the code „CONDITIONAL“ will be specified in the appropriate other fields of the message (e.g. Description of Goods or Shipment Period, etc.)
Tag	Field Name	Format	Status	Definition / Content / Additional Usage Rules/Guidelines

DFÜ Agreement

Appendix 3: Specification of Data Formats

:43T:	Transshipment	11x	O	DEFN: This field specifies amendments to the transshipment details CODE: ALLOWED NOT ALLOWED CONDITIONAL NOTE: Details regarding the code „CONDITIONAL“ will be specified in the appropriate other fields of the message (e.g. Description of Goods or Shipment Period, etc.)
:44A:	Place of taking in charge / Dispatch from ... / Place of receipt	140z	O	DEFN: This field specifies amendments to the place of taking in charge (in case of a multimodal transport document), the place of receipt (in case of a road, rail or inland waterway transport document or courier or expedited delivery service document), the place of dispatch or the place of shipment to be indicated on the transport document
:44E:	Port of loading / Airport of departure	140z	O	DEFN: This field specifies amendments to the port of loading or in case of airfreight the airport of departure to be indicated on the transport document
:44F:	Port of discharge / Airport of destination	140z	O	DEFN: This field specifies amendments to the port of discharge or in case of airfreight the airport of destination to be indicated on the transport document
:44B:	Place of final destination / For transportation to ... / Place of delivery	140z	O	DEFN: This field specifies amendments to the final destination or place of delivery to be indicated on the transport document
:44C:	Latest date of shipment	6!n	O	DEFN: This field specifies amendments to the latest date of shipment RULE: Format: YYMMDD
:44D:	Shipment period	6*65x	O	DEFN: This field specifies amendments to details of the shipment period

DFÜ Agreement

Appendix 3: Specification of Data Formats

Tag	Field Name	Format	Status	Definition / Content / Additional Usage Rules/Guidelines
:45B:	Description of goods	800*65z Special format Content according to RULE and NOTE	O	<p>DEFN: This field specifies amendments to the description of goods</p> <p>CODE: ADD = Addition Code followed by the text that should be added (e.g. line item) DELETE = Deletion Code followed by the text that should be deleted (e.g. line item) REPALL = Replacement Text that replaces the previous field content completely (no further code possible)</p> <p>RULE: Line 1: /6c/[additional information] (Code) (Narrative) Line 2 – 800: [continuation of additional information] (Narrative) or /6c/[additional information] (Code) (Narrative) NOTE: The narrative following a code (e.g. ADD or DELETE) should always be complete information (e.g. line item, text passage, etc.)</p>
:46B:	Documents required	800*65z Special format Content according to RULE and NOTE	O	<p>DEFN: This field specifies amendments to the documents required</p> <p>CODE: ADD = Addition Code followed by the text that should be added (e.g. document) DELETE = Deletion Code followed by the text that should be deleted (e.g. document) REPALL = Replacement Text that replaces the previous field content completely (no further code possible)</p> <p>RULE: Line 1: /6c/[additional information] (Code) (Narrative) Line 2 – 800: [continuation of additional information] (Narrative) or /6c/[additional information] (Code) (Narrative) NOTE: The narrative following a code (e.g. ADD or DELETE) should always be complete information (e.g. document, text passage, etc.)</p>

DFÜ Agreement

Appendix 3: Specification of Data Formats

Tag	Field Name	Format	Status	Definition / Content / Additional Usage Rules/Guidelines
:47B:	Additional conditions	800*65z Special format Content according to RULE and NOTE	O	DEFN: This field specifies amendments to the additional conditions CODE: ADD = Addition Code followed by the text that should be added (e.g. condition) DELETE = Deletion Code followed by the text that should be deleted (e.g. condition) REPALL = Replacement Text that replaces the previous field content completely (no further code possible) RULE: Line 1: /6c/[additional information] (Code) (Narrative) Line 2 – 800: [continuation of additional information] (Narrative) or /6c/[additional information] (Code) (Narrative) NOTE: The narrative following a code (e.g. ADD or DELETE) should always be complete information (e.g. condition, text passage, etc.)
:49M:	Special payment conditions for Beneficiary	800*65z Special format Content according to RULE and NOTE	O	DEFN: This field specifies amendments to the special payment conditions CODE: ADD = Addition Code followed by the text that should be added (e.g. condition) DELETE = Deletion Code followed by the text that should be deleted (e.g. condition) REPALL = Replacement Text that replaces the previous field content completely (no further code possible) RULE: Line 1: /6c/[additional information] (Code) (Narrative) Line 2 – 800: [continuation of additional information] (Narrative) or /6c/[additional information] (Code) (Narrative) NOTE: The narrative following a code (e.g. ADD or DELETE) should always be complete information (e.g. condition, text passage, etc.)
Tag	Field Name	Format	Status	Definition / Content / Additional Usage Rules/Guidelines

DFÜ Agreement

Appendix 3: Specification of Data Formats

:71D:	Charges	6*35z	O	DEFN: This field specifies amendments to the charges arrangement
:71N:	Amendment charges payable by	4!c [6*35z]	O	DEFN: This field specifies the charges arrangement for this amendment – if applicable CODE: APPL = Applicant BENE = Beneficiary OTHR = other arrangement RULE: Subfield Narrative 6*35z may only be used in combination with the code „OTHR“
:48:	Period for presentations in days	3n[/35x]	O	DEFN: This field specifies amendments to the presentation period for documents in number of calendar days after the date of shipment. RULE: The subfield Narrative /35x may only be used, in case that the calculation basis is not after the date of shipment (e.g. invoice date)
:49:	Confirmation instructions	7!x	O	DEFN: This field specifies amendments to the confirmations instructions CODE: CONFIRM MAY ADD WITHOUT
-	End of record level	1!c	M	DEFN: This field indicates the end of the record level. RULE: Field content is always a Hyphen (X'2D') Code as per ISO 8859

DFÜ Agreement

Appendix 3: Specification of Data Formats

5.2.3 Enhanced Free Format Message MT 759

Tag	Field Name	Format	Status	Definition / Content / Additional Usage Rules/Guidelines
:MT:	MT - Type	3!c	M	DEFN: This field specifies the message type RULE: Field content is always 759
:M01:	Reference number of the customer	16x	M	DEFN: This field specifies the reference number of the customer
:M11:	Contact data customer	4*35z (Narrative)	O	DEFN: This field specifies the contact data of the customer
:M02:	Documentary Credit Number	16x	M	DEFN: This field specifies the Documentary Credit Number NOTE: In case that the Documentary Credit number is not known yet, the value „NONREF“ is to be used
:23H:	Message function	8!c	O	DEFN: This field specifies the function of the message CODE: DTAKORRE = Correction to the application DTASTATU = Status Inquiry
:45D:	Narrative	400*65z	M	DEFN: This field contains any free text information
-	End of record level	1!c	M	DEFN: This field indicates the end of the record level. RULE: Field content is always a Hyphen (X'2D') Code as per ISO 8859

DFÜ Agreement

Appendix 3: Specification of Data Formats

5.3 DTALCR Documentary Credit Issuance and Amendment Notification as well as Free Format (Bank to Customer)

5.3.1 Documentary Credit Issuance Notification MT 700

Tag	Field Name	Format	Status	Definition / Content / Additional Usage Rules/Guidelines
:MT:	MT - Type	3!c	M	DEFN: This field specifies the message type RULE: Field content is always 700
:M01:	Reference number of the customer	16x	M	DEFN: This field specifies the reference number of the customer
:M12:	Contact data of financial institution	4*35z (Narrative)	M	DEFN: This field specifies the contact data of the financial institution
:M46:	Remarks of the issuing bank	100*65z	O	DEFN: This field specifies remarks of the issuing bank
:M14:	Advising Bank	4*35x	M	DEFN: This field specifies the name and address of the bank, that has been instructed to advise the documentary credit
:40A:	Type of Documentary Credit	24x (Type)	M	DEFN: This field specifies the type of documentary credit. CODE: IRREVOCABLE IRREVOCABLE TRANSFERABLE
:20:	Documentary Credit Number	16x	M	DEFN: This field specifies the Documentary Credit Number of the Issuing Bank
:31C:	Date of issue	6!n	M	DEFN: This field specifies the date of issue of the documentary credit RULE: Format: YYMMDD
:40E:	Applicable rules	30x[/35x] (Rules) (Narrative)	M	DEFN: This field specifies the applicable rules for the documentary credit CODE: UCP LATEST VERSION UCPURR LATEST VERSION EUCP LATEST VERSION EUCPURR LATEST VERSION OTHR RULE: the subfield Narrative /35x may only be used in combination with the code „OTHR“
Tag	Field Name	Format	Status	Definition / Content / Additional Usage Rules/Guidelines

DFÜ Agreement

Appendix 3: Specification of Data Formats

:31D:	Date and place of expiry	6!n29x (Date) (Place)	M	DEFN: This field specifies the latest date for presentation under the documentary credit and the place where documents may be presented RULE: Format: YYMMDD
:50:	Applicant	4*35x (Name & Address)	M	DEFN: This field specifies the applicant of the documentary credit
:59:	Beneficiary	[/34x] (Account) 4*35x (Name & Address)	M	DEFN: This field specifies the beneficiary of the documentary credit
:32B:	Currency & Amount	3!a15d	M	DEFN: This field specifies the currency code and amount of the doc. credit RULE: The currency must be specified in ISO-format and the amount may have a maximum of 3 digits following the comma. The integer part of the amount is separated by a decimal comma.
:39A:	Percentage amount tolerance	2n/2n	O	DEFN: This field specifies the tolerance relative to the amount of the doc.credit amount as a percentage plus and/or minus that amount
:39C:	Additional amounts covered	4*35x	O	DEFN: This field specifies any additional amounts covered by the documentary credit, such as for example freight charges, interest, insurance, etc.
:41a:	Available with ... by ...	A 4!a2!a2!c[3!c] (BIC) 14x (Code) D 4*35x (Name&Address) 14x (Code)	M	DEFN: This field specifies the bank with which the doc.credit is available (place for presentation) and an indication of how the credit is available CODE: BY ACCEPTANCE BY DEF PAYMENT BY MIXED PYMT BY NEGOTIATION BY PAYMENT RULE: If Option A is used, than Subfield 1 must indicate the SWIFT BIC 8 or BIC 11 of the bank

DFÜ Agreement

Appendix 3: Specification of Data Formats

Tag	Field Name	Format	Status	Definition / Content / Additional Usage Rules/Guidelines
:42C:	Drafts at	3*35x	C	<p>DEFN: This field specifies the tenor of the draft to be drawn</p> <p>RULE: May only be used, if field :41a: Subfield 2 does not contain the following codes: „BY DEF PAYMENT“ or „BY MIXED PYMT“</p> <p>RULE: Mandatory field if, field :41a: Subfield 2 contains the following code: „BY ACCEPTANCE“</p>
:42a:	Drawee	<p>A [/1!a]/[34x] (Party ID) 4!a2!a2!c[3!c] (BIC)</p> <p>D [/1!a]/[34x] (Party ID) 4*35x (Name&Address)</p>	C	<p>DEFN: This field specifies the drawee of the drafts to be drawn.</p> <p>RULE: May only be used, if field :41a: Subfield 2 does not contain the following codes: „BY DEF PAYMENT“ or „BY MIXED PYMT“</p> <p>RULE: Mandatory field if field :42C: is used</p> <p>RULE: If Option A is used, than Subfield 1 must indicate the SWIFT BIC 8 or BIC 11 of the bank</p>
:42M:	Mixed Payment details	4*35x	C	<p>DEFN: This field specifies details of the mixed payment.</p> <p>RULE: Mandatory field, if field :41a: Subfield 2 contains the following code: „BY MIXED PYMT“</p>
:42P:	Negotiation / Deferred Payment details	4*35x	C	<p>DEFN: This field specifies details of the negotiation or deferred payment</p> <p>RULE: Mandatory field, if field :41a: Subfield 2 contains the following code: „BY DEF PAYMENT“</p>
:43P:	Partial shipments	11x	O	<p>DEFN: This field specifies, whether partial shipments are allowed or not.</p> <p>CODE: ALLOWED NOT ALLOWED CONDITIONAL</p> <p>NOTE: Details regarding the code „CONDITIONAL“ will be specified in the appropriate other fields of the message (e.g. Description of Goods or Shipment Period, etc.)</p>
Tag	Field Name	Format	Status	Definition / Content / Additional Usage Rules/Guidelines

DFÜ Agreement

Appendix 3: Specification of Data Formats

:43T:	Transshipment	11x	O	DEFN: This field specifies, whether transshipments are allowed or not. CODE: ALLOWED NOT ALLOWED CONDITIONAL NOTE: Details regarding the code „CONDITIONAL“ will be specified in the appropriate other fields of the message (e.g. Description of Goods or Shipment Period, etc.)
:44A:	Place of taking in charge / Dispatch from ... / Place of receipt	140z	O	DEFN: This field specifies the place of taking in charge (in case of a multimodal transport document), the place of receipt (in case of a road, rail or inland waterway transport document or courier or expedited delivery service document), the place of dispatch or the place of shipment to be indicated on the transport document
:44E:	Port of loading / Airport of departure	140z	O	DEFN: This field specifies the port of loading or in case of airfreight the airport of departure to be indicated on the transport document
:44F:	Port of discharge / Airport of destination	140z	O	DEFN: This field specifies the port of discharge or in case of airfreight the airport of destination to be indicated on the transport document
:44B:	Place of final destination / For transportation to ... / Place of delivery	140z	O	DEFN: This field specifies the final destination or place of delivery to be indicated on the transport document
:44C:	Latest date of shipment	6!n	O	DEFN: This field specifies the latest date of shipment RULE: The date must not be later than the date specified in field :31D: Format: YYMMDD
:44D:	Shipment period	6*65x	C	DEFN: This field specifies details of the shipment period RULE: May only be used, if field :44C: is not used

DFÜ Agreement

Appendix 3: Specification of Data Formats

Tag	Field Name	Format	Status	Definition / Content / Additional Usage Rules/Guidelines
:45A:	Description of goods	800*65z	M	DEFN: This field specifies the goods description
:46A:	Required documents	800*65z	M	DEFN: The field specified the required documents of the documentary credit
:47A:	Additional conditions	800*65z	O	DEFN: This field specifies any additional conditions of the documentary credit
:49G:	Special payment conditions for Beneficiary	800*65z	O	DEFN: This field specifies special payment conditions applicable to the beneficiary, for example, post-financing requests/conditions
:71D:	Charges	6*35z	O	DEFN: This field specifies the charges arrangement of the documentary credit
:48:	Period for presentations in days	3n[/35x]	O	DEFN: This field specifies the presentation period for documents in number of calendar days after the date of shipment. RULE: The subfield Narrative /35x may only be used, in case that the calculation basis is not after the date of shipment (e.g. invoice date)
:49:	Confirmation instructions	7!x	M	DEFN: This field specifies the confirmations instructions CODE: CONFIRM MAY ADD WITHOUT
:58a:	Requested confirmation bank	A [/1!a]/[34x] (Party ID) 4!a2!a2!c[3!c] (BIC) D [/1!a]/[34x] (Party ID) 4*35x (Name&Address)	C	DEFN: This field specifies the bank which is requested to add its confirmation RULE: Mandatory field, if field :49: consists of "CONFIRM" or „MAY ADD“ RULE: If Option A is used, than Subfield 1 must indicate the SWIFT BIC 8 or BIC 11 of the bank

DFÜ Agreement

Appendix 3: Specification of Data Formats

Tag	Field Name	Format	Status	Definition / Content / Additional Usage Rules/Guidelines
:53a:	Reimbursing Bank	A [/1!a]/[34x] (Party ID) 4!a2!a2!c[3!c] (BIC)	O	DEFN: This field specifies the Reimbursing Bank
		D [/1!a]/[34x] (Party ID) 4*35x (Name&Address)		RULE: If Option A is used, than Subfield 1 must indicate the SWIFT BIC 8 or BIC 11 of the bank
:78:	Instructions to the paying/accepting/negotiating bank	12*65x	O	DEFN: This field specifies instructions to the paying/accepting/negotiating bank
:57a:	Advice Through Bank	A [/1!a]/[34x] (Party ID) 4!a2!a2!c[3!c] (BIC)	O	DEFN: This field specifies the Advice Through Bank
		D [/1!a]/[34x] (Party ID) 4*35x (Name&Address)		RULE: If Option A is used, than Subfield 1 must indicate the SWIFT BIC 8 or BIC 11 of the bank
:72Z:	Bank-to-Bank Information	6*35z	O	DEFN: This field specifies bank-to-bank information
-	End of record level	1!c	M	DEFN: This field indicates the end of the record level. RULE: Field content is always a Hyphen (X'2D')
				Code as per ISO 8859

DFÜ Agreement

Appendix 3: Specification of Data Formats

5.3.2 Documentary Credit Amendment Notification MT 707

Tag	Field Name	Format	Status	Definition / Content / Additional Usage Rules/Guidelines
:MT:	MT - Type	3!c	M	DEFN: This field specifies the message type RULE: Field content is always 707
:M01:	Reference number of the customer	16x	M	DEFN: This field specifies the reference number of the customer
:M12:	Contact data of financial institution	4*35z (Narrative)	M	DEFN: This field specifies the contact data of the financial institution
:M46:	Remarks of the issuing bank	100*65z	O	DEFN: This field specifies remarks of the issuing bank
:20:	Documentary Credit Number	16x	M	DEFN: This field specifies the Documentary Credit Number of the Issuing Bank
:26E:	Number of Amendment	3n	M	DEFN: This field specifies the amendment number
:30:	Date of Amendment	6!n	M	DEFN: This field specifies the date of the amendment RULE: Format: YYMMDD
:23S:	Documentary Credit Cancellation	6!a	O	DEFN: This field specifies whether the documentary credit should be cancelled RULE: Field content is always CANCEL
:40A:	Type of Documentary Credit	24x (Type)	O	DEFN: This field specifies amendments to the type of documentary credit CODE: IRREVOCABLE IRREVOCABLE TRANSFERABLE
:40E:	Applicable rules	30x[/35x] (Rules) (Narrative)	O	DEFN: This field specifies amendments to the applicable rules for the documentary credit CODE: UCP LATEST VERSION UCPURR LATEST VERSION EUCP LATEST VERSION EUCPURR LATEST VERSION OTHR RULE: the subfield Narrative /35x may only be used in combination with the code „OTHR“
Tag	Field Name	Format	Status	Definition / Content / Additional Usage Rules/Guidelines

DFÜ Agreement

Appendix 3: Specification of Data Formats

:31D:	Date and place of expiry	6!n29x (Date) (Place)	O	DEFN: This field specifies amendments to the latest date for presentation under the documentary credit and the place where documents may be presented RULE: Format: YYMMDD
:50:	Applicant	4*35x (Name & Address)	O	DEFN: This field specifies amendments to the applicant
:59:	Beneficiary	[/34x] (Account) 4*35x (Name & Address)	O	DEFN: This field specifies amendments to the beneficiary
:32B:	Increase of Documentary Credit Amount	3!a15d	O	DEFN: This field specifies the currency code and amount of increase of the doc. credit RULE: The currency must be specified in ISO-format and the amount may have a maximum of 3 digits following the comma. The integer part of the amount is separated by a decimal comma
:33B:	Decrease of Documentary Credit Amount	3!a15d	O	DEFN: This field specifies the currency code and amount of decrease of the doc. credit RULE: The currency must be specified in ISO-format and the amount may have a maximum of 3 digits following the comma. The integer part of the amount is separated by a decimal comma
:39A:	Percentage Amount Tolerance	2n/2n	O	DEFN: This field specifies amendments to the tolerance relative to the amount of the doc.credit amount as a percentage plus and/or minus that amount
:39C:	Additional amounts covered	4*35x	O	DEFN: This field specifies amendments to any additional amounts covered by the documentary credit

DFÜ Agreement

Appendix 3: Specification of Data Formats

Tag	Field Name	Format	Status	Definition / Content / Additional Usage Rules/Guidelines
:41a:	Available with ... by ...	A 4!a2!a2!c[3!c] (BIC) 14x (Code) D 4*35x (Name&Address) 14x (Code)	O	DEFN: This field specifies amendments to the bank with which the doc.credit is available (place for presentation) and how the credit is available CODE: BY ACCEPTANCE BY DEF PAYMENT BY MIXED PYMT BY NEGOTIATION BY PAYMENT GUID: The bank with whom the documentary credit shall be available, may also be specified with Option D, using one of the following codes: ISSUING BANK; ADVISING BANK, ANY BANK or ANY BANK IN RULE: If Option A is used, than Subfield 1 must indicate the SWIFT BIC 8 or BIC 11 of the bank
:42C:	Drafts at	3*35x	O	DEFN: This field specifies amendments to the tenor of the draft to be drawn
:42a:	Drawee	A [/1!a]/[34x] (Party ID) 4!a2!a2!c[3!c] (BIC) D [/1!a]/[34x] (Party ID) 4*35x (Name&Address)	O	DEFN: This field specifies amendments to the drawee of the drafts to be drawn. RULE: If Option A is used, than Subfield 1 must indicate the SWIFT BIC 8 or BIC 11 of the bank
:42M:	Mixed Payment Details	4*35x	O	DEFN: This field specifies amendments to the details of the mixed payment.
:42P:	Negotiation / Deferred Payment Details	4*35x	O	DEFN: This field specifies amendments to the details of the negotiation or deferred payment
:43P:	Partial shipments	11x	O	DEFN: This field specifies amendments to the partial shipments CODE: ALLOWED NOT ALLOWED CONDITIONAL NOTE: Details regarding the code „CONDITIONAL“ will be specified in the appropriate other fields of the message (e.g. Description of Goods or Shipment Period, etc.)

DFÜ Agreement

Appendix 3: Specification of Data Formats

Tag	Field Name	Format	Status	Definition / Content / Additional Usage Rules/Guidelines
:43T:	Transshipment	11x	O	DEFN: This field specifies amendments to the transshipment details CODE: ALLOWED NOT ALLOWED CONDITIONAL NOTE: Details regarding the code „CONDITIONAL“ will be specified in the appropriate other fields of the message (e.g. Description of Goods or Shipment Period, etc.)
:44A:	Place of taking in charge / Dispatch from ... / Place of receipt	140z	O	DEFN: This field specifies amendments to the place of taking in charge (in case of a multimodal transport document), the place of receipt (in case of a road, rail or inland waterway transport document or courier or expedited delivery service document), the place of dispatch or the place of shipment to be indicated on the transport document
:44E:	Port of loading / Airport of departure	140z	O	DEFN: This field specifies amendments to the port of loading or in case of airfreight the airport of departure to be indicated on the transport document
:44F:	Port of discharge / Airport of destination	140z	O	DEFN: This field specifies amendments to the port of discharge or in case of airfreight the airport of destination to be indicated on the transport document
:44B:	Place of final destination / For transportation to ... / Place of delivery	140z	O	DEFN: This field specifies amendments to the final destination or place of delivery to be indicated on the transport document
:44C:	Latest date of shipment	6!n	O	DEFN: This field specifies amendments to the latest date of shipment RULE: Format: YYMMDD
:44D:	Shipment period	6*65x	O	DEFN: This field specifies amendments to details of the shipment period

Tag	Field Name	Format	Status	Definition / Content / Additional Usage Rules/Guidelines
-----	------------	--------	--------	--

DFÜ Agreement

Appendix 3: Specification of Data Formats

:45B:	Description of goods	800*65z	O	DEFN: This field specifies amendments to the description of goods
	Special format Content according to RULE and NOTE			<p>CODE:</p> <p>ADD = Addition Code followed by the text that should be added (e.g. line item)</p> <p>DELETE = Deletion Code followed by the text that should be deleted (e.g. line item)</p> <p>REPALL = Replacement Text that replaces the previous field content completely (no further code possible)</p> <p>RULE: Line 1: /6c/[additional information] (Code) (Narrative)</p> <p>Line 2 – 800: [continuation of additional information] (Narrative)</p> <p>or /6c/[additional information] (Code) (Narrative)</p> <p>NOTE: The narrative following a code (e.g. ADD or DELETE) should always be complete information (e.g. line item, text passage, etc.)</p>
:46B:	Documents required	800*65z	O	DEFN: This field specifies amendments to the documents required
	Special format Content according to RULE and NOTE			<p>CODE:</p> <p>ADD = Addition Code followed by the text that should be added (e.g. document)</p> <p>DELETE = Deletion Code followed by the text that should be deleted (e.g. document)</p> <p>REPALL = Replacement Text that replaces the previous field content completely (no further code possible)</p> <p>RULE: Line 1: /6c/[additional information] (Code) (Narrative)</p> <p>Line 2 – 800: [continuation of additional information] (Narrative)</p> <p>or /6c/[additional information] (Code) (Narrative)</p> <p>NOTE: The narrative following a code (e.g. ADD or DELETE) should always be complete information (e.g. document, text passage, etc.)</p>

Tag	Field Name	Format	Status	Definition / Content / Additional Usage Rules/Guidelines
-----	------------	--------	--------	--

DFÜ Agreement

Appendix 3: Specification of Data Formats

:47B:	Additional conditions	800*65z Special format Content according to RULE and NOTE	O	DEFN: This field specifies amendments to the additional conditions CODE: ADD = Addition Code followed by the text that should be added (e.g. condition) DELETE = Deletion Code followed by the text that should be deleted (e.g. condition) REPALL = Replacement Text that replaces the previous field content completely (no further code possible) RULE: Line 1: /6c/[additional information] (Code) (Narrative) Line 2 – 800: [continuation of additional information] (Narrative) or /6c/[additional information] (Code) (Narrative) NOTE: The narrative following a code (e.g. ADD or DELETE) should always be complete information (e.g. condition, text passage, etc.)
:49M:	Special payment conditions for Beneficiary	800*65z Special format Content according to RULE and NOTE	O	DEFN: This field specifies amendments to the special payment conditions CODE: ADD = Addition Code followed by the text that should be added (e.g. condition) DELETE = Deletion Code followed by the text that should be deleted (e.g. condition) REPALL = Replacement Text that replaces the previous field content completely (no further code possible) RULE: Line 1: /6c/[additional information] (Code) (Narrative) Line 2 – 800: [continuation of additional information] (Narrative) or /6c/[additional information] (Code) (Narrative) NOTE: The narrative following a code (e.g. ADD or DELETE) should always be complete information (e.g. condition, text passage, etc.)

Tag	Field Name	Format	Status	Definition / Content / Additional Usage Rules/Guidelines
-----	------------	--------	--------	--

DFÜ Agreement

Appendix 3: Specification of Data Formats

:71D:	Charges	6*35z	O	DEFN: This field specifies amendments to the charges arrangement
:71N:	Amendment charges payable by	4!c [6*35z]	O	DEFN: This field specifies the charges arrangement for this amendment – if applicable CODE: APPL = Applicant BENE = Beneficiary OTHR = other arrangement RULE: Subfield Narrative 6*35z may only be used in combination with the code „OTHR“
:48:	Period for presentations in days	3n[/35x]	O	DEFN: This field specifies amendments to the presentation period for documents in number of calendar days after the date of shipment. RULE: The subfield Narrative /35x may only be used, in case that the calculation basis is not after the date of shipment (e.g. invoice date)
:49:	Confirmation instructions	7!x	O	DEFN: This field specifies amendments to the confirmations instructions CODE: CONFIRM MAY ADD WITHOUT
:58a:	Requested confirmation bank	A [/1!a]/[34x] (Party ID) 4!a2!a2!c[3!c] (BIC) D [/1!a]/[34x] (Party ID) 4*35x (Name&Address)	C	DEFN: This field specifies amendments to the bank which is requested to add its confirmation RULE: Mandatory field, if field :49: consists of “CONFIRM” or „MAY ADD“ RULE: If Option A is used, than Subfield 1 must indicate the SWIFT BIC 8 or BIC 11 of the bank

DFÜ Agreement

Appendix 3: Specification of Data Formats

Tag	Field Name	Format	Status	Definition / Content / Additional Usage Rules/Guidelines
:53a:	Reimbursing Bank	A [/1!a]/[34x] (Party ID) 4!a2!a2!c[3!c] (BIC)	O	DEFN: This field specifies amendments to the Reimbursing Bank
		D [/1!a]/[34x] (Party ID) 4*35x (Name&Address)		RULE: If Option A is used, than Subfield 1 must indicate the SWIFT BIC 8 or BIC 11 of the bank
:78:	Instructions to the paying/accepting/negotiating bank	12*65x	O	DEFN: This field specifies amendments to the instructions to the paying/accepting/negotiating bank
:57a:	Advice Through Bank	A [/1!a]/[34x] (Party ID) 4!a2!a2!c[3!c] (BIC)	O	DEFN: This field specifies amendments to the Advice Through Bank
		D [/1!a]/[34x] (Party ID) 4*35x (Name&Address)		RULE: If Option A is used, than Subfield 1 must indicate the SWIFT BIC 8 or BIC 11 of the bank
:72Z:	Bank-to-Bank Information	6*35z	O	DEFN: This field specifies bank-to-bank information
-	End of record level	1!c	M	DEFN: This field indicates the end of the record level.
				RULE: Field content is always a Hyphen (X'2D') Code as per ISO 8859

DFÜ Agreement

Appendix 3: Specification of Data Formats

5.3.3 Enhanced Free Format Message MT 759

Tag	Field Name	Format	Status	Definition / Content / Additional Usage Rules/Guidelines
:MT:	MT - Type	3!c	M	DEFN: This field specifies the message type RULE: Field content is always 759
:M01:	Reference number of the customer	16x	M	DEFN: This field specifies the reference number of the customer
:M12:	Contact data of financial institution	4*35z (Narrative)	M	DEFN: This field specifies the contact data of the financial institution
:M02:	Documentary Credit Number	16x	M	DEFN: This field specifies the Documentary Credit Number
:M46:	Remarks of the issuing bank	100*65z	O	DEFN: This field specifies remarks of the issuing bank
:23H:	Message function	8!c	O	DEFN: This field specifies the function of the message CODE: DTAKORRE = Correction to the application DTASTATU = Status Inquiry GENINFAD = General Information OTHERFNC = other request
:45D:	Narrative	400*65z	M	DEFN: This field contains any free text information
-	End of record level	1!c	M	DEFN: This field indicates the end of the record level. RULE: Field content is always a Hyphen (X'2D') Code as per ISO 8859

5.4 DTALCD Import Documentary Credit settlement of documents presentation and/or charges (Bank to Customer)

1. The message „Advice of Discrepancies 771“ indicates information on discrepancies contained in documents presented and requests whether documents will be taken up despite these discrepancies. A separate message must be generated for each presentation.
2. The message „Advice of Maturity 776“ informs about respective maturities. This message is obligatory in case as a maturity at sight as well as after sight. A separate message must be generated for each maturity.
3. The message „Advice of Settlement 781“ conveys information on the settlement of documents. The same message may also contain information on commission and charges. However, commission and charges may be reported separately using the message “Advice of Charges 786”.
4. The message „Advice of Charges 786“ is used exclusively for commission and charges and may be used at any time in the lifecycle of the documentary credit.
5. The message „Advice of Reduction/Release 709“ is used to inform about the reduction of the documentary credit amount or liability amount. It is used once the Beneficiary has agreed to an amendment decreasing the documentary credit amount or once the documentary credit is terminated to release the liability.

DFÜ Agreement

Appendix 3: Specification of Data Formats

5.4.1 Advice of Discrepancies MT 771

Tag	Field Name	Format	Status	Definition / Content / Additional Usage Rules/Guidelines
:MT:	MT - Type	3!c	M	DEFN: This field specifies the message type RULE: Field content is always 771 RULE: A separate message must be created for each presentation of documents
:M15:	SWIFT BIC of Issuing Bank	4!a2!a2!c[3!c] (BIC)	O	DEFN: SWIFT-BIC of the Issuing Bank RULE: Indication of SWIFT-BIC 8 or SWIFT-BIC 11
:M16:	Address of the Issuing Bank	4*35x	M	DEFN: Name and address of the Issuing Bank
:M02:	Documentary Credit Number	16x	M	DEFN: This field specifies the documentary credit number of the Issuing Bank
:M03:	Additional reference number of the Issuing Bank	16x	O	DEFN: This field specifies – if applicable – the additional reference number of the Issuing Bank for the settlement of documents
:M12:	Contact data of financial institution	4*35z (Narrative)	M	DEFN: This field specifies the contact data of the financial institution
:M46:	Remarks of the issuing bank	100*65z	O	DEFN: This field specifies remarks of the issuing bank
:M01:	Reference number of the customer	16x	M	DEFN: This field specifies the reference number of the customer
:M80:	Date of presentation of documents	8!n	C	DEFN: This field specifies the date of receipt of the remittance of documents letter by the issuing bank RULE: Format: YYYYMMDD RULE: either field:M80: or Feld :M81: must be present
:M81:	Date of advice of discrepancies	8!n	C	DEFN: This field specifies the date of advice of the discrepancies by the foreign bank RULE: Format: YYYYMMDD RULE: either field:M80: or Feld :M81: must be present

DFÜ Agreement

Appendix 3: Specification of Data Formats

Tag	Field Name	Format	Status	Definition / Content / Additional Usage Rules/Guidelines
:M60:	Total amount of utilization	3!a15d	M	DEFN: This field specifies the currency and amount of the utilization RULE: The currency must be specified in ISO-format and the amount may have a maximum of 3 digits following the comma. The integer part of the amount is separated by a decimal comma.
:M47:	Discrepancies	70*50z	M	DEFN: This field specifies the discrepancies
:M82:	Latest date for taking up of documents	8!n	M	DEFN: This field specifies the latest date for taking up of documents by the applicant RULE: Format: YYYYMMDD
-	End of record level	1!c	M	DEFN: This field indicates the end of the record level. RULE: Field content is always a Hyphen (X'2D') Code as per ISO 8859

DFÜ Agreement

Appendix 3: Specification of Data Formats

5.4.2 Advice of Maturity MT 776

Tag	Field Name	Format	Status	Definition / Content / Additional Usage Rules/Guidelines
:MT:	MT - Type	3!c	M	DEFN: This field specifies the message type RULE: Field content is always 776 RULE: A separate message must be created for each maturity
:M15:	SWIFT BIC of Issuing Bank	4!a2!a2!c[3!c] (BIC)	O	DEFN: SWIFT-BIC of the Issuing Bank RULE: Indication of SWIFT-BIC 8 or SWIFT-BIC 11
:M16:	Address of the Issuing Bank	4*35x	M	DEFN: Name and address of the Issuing Bank
:M02:	Documentary Credit Number	16x	M	DEFN: This field specifies the documentary credit number of the Issuing Bank
:M03:	Additional reference number of the Issuing Bank	16x	O	DEFN: This field specifies – if applicable – the additional reference number of the Issuing Bank for the settlement of documents
:M12:	Contact data of financial institution	4*35z (Narrative)	M	DEFN: This field specifies the contact data of the financial institution
:M46:	Remarks of the issuing bank	100*65z	O	DEFN: This field specifies remarks of the issuing bank
:M01:	Reference number of the customer	16x	M	DEFN: This field specifies the reference number of the customer
:M80:	Date of presentation of documents	8!n	C	DEFN: This field specifies the date of receipt of the remittance of documents letter by the issuing bank RULE: Format: YYYYMMDD RULE: either field:M80: or Feld :M86: must be present
:M86:	Date of advice of presentation of documents	8!n	C	DEFN: This field specifies the date of advice of the presentation of documents by the foreign bank RULE: Format: YYYYMMDD RULE: either field:M80: or Feld :M86: must be present

DFÜ Agreement

Appendix 3: Specification of Data Formats

Tag	Field Name	Format	Status	Definition / Content / Additional Usage Rules/Guidelines
:M60:	Total amount of utilization	3!a15d	M	DEFN: This field specifies the currency and amount of the utilization RULE: The currency must be specified in ISO-format and the amount may have a maximum of 3 digits following the comma. The integer part of the amount is separated by a decimal comma.
:M61:	Amount payable at sight	3!a15d	C	DEFN: This field specifies the currency and amount payable at sight RULE: The currency must be specified in ISO-format and the amount may have a maximum of 3 digits following the comma. The integer part of the amount is separated by a decimal comma. RULE: Mandatory field, if field :M62: is not present. If field :M62: is present, field :M61: may not be used
:M62:	Deferred Payment / Acceptance amount (fixed date)	8!n3!a15d	C	DEFN: This field specifies the maturity date of the deferred payment or acceptance as well as the currency and amount of the deferred payment or acceptance RULE: Format: YYYYMMDD RULE: The currency must be specified in ISO-format and the amount may have a maximum of 3 digits following the comma. The integer part of the amount is separated by a decimal comma RULE: Mandatory field, if field :M61: is not present. If field :M61: is present, field :M62: may not be used
-	End of record level	1!c	M	DEFN: This field indicates the end of the record level. RULE: Field content is always a Hyphen (X'2D') Code as per ISO 8859

DFÜ Agreement

Appendix 3: Specification of Data Formats

5.4.3 Advice of Settlement MT 781

Tag	Field Name	Format	Status	Definition / Content / Additional Usage Rules/Guidelines
:MT:	MT – Type	3!c	M	DEFN: This field specifies the message type RULE: Field content is always 781
:M15:	SWIFT BIC of Issuing Bank	4!a2!a2!c[3!c] (BIC)	O	DEFN: SWIFT-BIC of the Issuing Bank RULE: Indication of SWIFT-BIC 8 or SWIFT-BIC 11
:M16:	Address of the Issuing Bank	4*35x	M	DEFN: Name and address of the Issuing Bank
:M02:	Documentary Credit Number	16x	M	DEFN: This field specifies the documentary credit number of the Issuing Bank
:M03:	Additional reference number of the Issuing Bank	16x	O	DEFN: This field specifies – if applicable – the additional reference number of the Issuing Bank for the settlement of documents
:M12:	Contact data of financial institution	4*35z (Narrative)	M	DEFN: This field specifies the contact data of the financial institution
:M46:	Remarks of the issuing bank	100*65z	O	DEFN: This field specifies remarks of the issuing bank
:M01:	Reference number of the customer	16x	M	DEFN: This field specifies the reference number of the customer
:M80:	Date of presentation of documents	8!n	C	DEFN: This field specifies the date of receipt of the remittance of documents letter by the issuing bank RULE: Format: YYYYMMDD RULE: either field:M80: or Feld :M86: must be present
:M86:	Date of advice of presentation of documents	8!n	C	DEFN: This field specifies the date of the advice of presentation of documents by the foreign bank RULE: Format: YYYYMMDD RULE: either field:M80: or Feld :M86: must be present

DFÜ Agreement

Appendix 3: Specification of Data Formats

Tag	Field Name	Format	Status	Definition / Content / Additional Usage Rules/Guidelines
:M60:	Total amount of utilization	3!a15d	M	DEFN: This field specifies the currency and amount of the utilization RULE: The currency must be specified in ISO-format and the amount may have a maximum of 3 digits following the comma. The integer part of the amount is separated by a decimal comma.
:M64:	Settlement amount	3!a15d	M	DEFN: This field specifies the currency and the settlement amount. The settlement amount refers only to the amount effectively settled and not for example to the documents amount RULE: The currency must be specified in ISO-format and the amount may have a maximum of 3 digits following the comma. The integer part of the amount is separated by a decimal comma
:M65:	Reduction of liability amount	3!a15d	O	DEFN: This field specifies the currency and amount of the reduced liability RULE: The currency must be specified in ISO-format and the amount may have a maximum of 3 digits following the comma. The integer part of the amount is separated by a decimal comma.
:M66:	Total amount of foreign charges	3!a15d	O	DEFN: This field specifies the currency and the total amount of foreign charges RULE: The currency must be specified in ISO-format and the amount may have a maximum of 3 digits following the comma. The integer part of the amount is separated by a decimal comma.

DFÜ Agreement

Appendix 3: Specification of Data Formats

Tag	Field Name	Format	Status	Definition / Content / Additional Usage Rules/Guidelines
:M50:	Commissions and charges	100*35z (Narrative) or /8a/1!a/[3!a15d][Narrative] (Type)(Bank)(Currency) (Amount)(Narrative)	O	DEFN: This field specifies the commissions and charges CODE for Type: /ACCPYCOM/ = Acceptance commission /ADVCOM/ = Advising commission /AMNDYCOM/ = Amendment commission /CANCCOM/ = Cancellation commission /CMTCOM/ = Commitment commission /COMFEE/ = Irrevocable commission /COMM/ = Commission /CONFYCOM/ = Confirmation charges /CORCOM/ = Charges of the correspondent /COUR/ = Courier charges /CTAGE/ = Conversion charges /DEFYCOM/ = Deferred Payment commission /DSCRPCOM/ = Discrepancies Fee /FORFAIT/ = Forfeiting costs /FREE/ = Delivery free of payment /HANDLYCOM/ = Handling commission /INTEREST/ = Interest /INSUR/ = Insurance premium /ISSCOM/ = Issuing commission /MISC/ = other charges /NEGYCOM/ = Negotiation charges /NOTFYCOM/ = Notification charges /OBSER/ = Observation commission /PAYCOM/ = Payment commission /POST/ = Postage /PREADYCOM/ = Pre-advice commission /PURCH/ = Purchase charges /RELYCOM/ = Release commission /REMB/ = Reimbursing commission /SWIFT/ = SWIFT charges /TELECHAR/ = Telecommunication charges /TRANSCOM/ = Transfer commission /TAX/ = Tax

DFÜ Agreement

Appendix 3: Specification of Data Formats

Tag	Field Name	Format	Status	Definition / Content / Additional Usage Rules/Guidelines
				CODE for Bank: B = Commission and charges of the Issuing Bank O = Commission and charges of the foreign bank RULE: only one code per line is allowed
:M67:	Debit amount	3!a15d	M	DEFN: This field specifies the currency and amount debited RULE: The currency must be specified in ISO-format and the amount may have a maximum of 3 digits following the comma. The integer part of the amount is separated by a decimal comma.
:M95:	Rate	12d	O	DEFN: This field specifies the currency rate RULE: The integer part of the amount is separated by a decimal comma.
:M68:	EURO - Equivalent	3!a15d	O	DEFN: This field specifies the currency and the EURO equivalent amount RULE: The currency must be specified in ISO-format and the amount may have a maximum of 3 digits following the comma. The integer part of the amount is separated by a decimal comma.
:M30:	ISO- currency code of the account for debiting the utilization	3!a (Code)	O	DEFN: This field specifies the ISO currency code of the account for debiting the utilization and charges, in case that field for charges :M33: is not used
:M31:	Account (IBAN-Format) for debiting the utilization	35x	O	DEFN: This field specifies the account number in the IBAN format for debiting the utilization and charges, in case that field for charges :M33: is not used NOTE: In case that the utilization (incl. any charges) is not debited to an account maintained with the issuing bank (e.g. settlement due to cover payment), field :M46: „Remarks of the issuing bank“ may be used to specify any further details
:M84:	Value date	8!n	M	DEFN: This field specifies the value date RULE: Format: YYYYMMDD

DFÜ Agreement

Appendix 3: Specification of Data Formats

Tag	Field Name	Format	Status	Definition / Content / Additional Usage Rules/Guidelines
:M70:	Total amount of commission and charges	3!a15d	O	DEFN: This field specifies the total amount of commission and charges RULE: The currency must be specified in ISO-format and the amount may have a maximum of 3 digits following the comma. The integer part of the amount is separated by a decimal comma.
:M32:	ISO-currency code for the account for debiting the charges	3!a (Code)	O	DEFN: This field specifies the ISO currency code of the account for debiting the charges
:M33:	Account (IBAN-Format) for charges	35x	O	DEFN: This field specifies the account number in the IBAN format for debiting the charges
-	End of record level	1!c	M	DEFN: This field indicates the end of the record level. RULE: Field content is always a Hyphen (X'2D') Code as per ISO 8859

DFÜ Agreement

Appendix 3: Specification of Data Formats

5.4.4 Advice of Charges MT 786

Tag	Field Name	Format	Status	Definition / Content / Additional Usage Rules/Guidelines
:MT:	MT – Type	3!c	M	DEFN: This field specifies the message type RULE: Field content is always 786
:M15:	SWIFT BIC of Issuing Bank	4!a2!a2!c[3!c] (BIC)	O	DEFN: SWIFT-BIC of the Issuing Bank RULE: Indication of SWIFT-BIC 8 or SWIFT-BIC 11
:M16:	Address of the Issuing Bank	4*35x	M	DEFN: Name and address of the Issuing Bank
:M02:	Documentary Credit Number	16x	M	DEFN: This field specifies the documentary credit number of the Issuing Bank
:M03:	Additional reference number of the Issuing Bank	16x	O	DEFN: This field specifies – if applicable – the additional reference number of the Issuing Bank for the settlement of documents
:M12:	Contact data of financial institution	4*35z (Narrative)	M	DEFN: This field specifies the contact data of the financial institution
:M46:	Remarks of the issuing bank	100*65z	O	DEFN: This field specifies remarks of the issuing bank
:M01:	Reference number of the customer	16x	M	DEFN: This field specifies the reference number of the customer
:M66:	Total amount of foreign charges	3!a15d	O	DEFN: This field specifies the currency and the total amount of foreign charges RULE: The currency must be specified in ISO-format and the amount may have a maximum of 3 digits following the comma. The integer part of the amount is separated by a decimal comma.

DFÜ Agreement

Appendix 3: Specification of Data Formats

Tag	Field Name	Format	Status	Definition / Content / Additional Usage Rules/Guidelines
:M50:	Commissions and charges	100*35z (Narrative) or /8a/1!a/[3!a15d][Narrative] (Type)(Bank)(Currency) (Amount)(Narrative)	O	DEFN: This field specifies the commissions and charges CODE for Type: /ACCPTECOM/ = Acceptance commission /ADVCOM/ = Advising commission /AMNDCOM/ = Amendment commission /CANCCOM/ = Cancellation commission /CMTCOM/ = Commitment commission /COMFEE/ = Irrevocable commission /COMM/ = Commission /CONFCOM/ = Confirmation charges /CORCOM/ = Charges of the correspondent /COUR/ = Courier charges /CTAGE/ = Conversion charges /DEFCOM/ = Deferred Payment commission /DSCRPCOM/ = Discrepancies Fee /FORFAIT/ = Forfeiting costs /FREE/ = Delivery free of payment /HANDLCOM/ = Handling commission /INTEREST/ = Interest /INSUR/ = Insurance premium /ISSCOM/ = Issuing commission /MISC/ = other charges /NEGCOM/ = Negotiation charges /NOTFCOM/ = Notification charges /OBSER/ = Observation commission /PAYCOM/ = Payment commission /POST/ = Postage /PREADCOM/ = Pre-advice commission /PURCH/ = Purchase charges /RELCOM/ = Release commission /REMB/ = Reimbursing commission /SWIFT/ = SWIFT charges /TELECHAR/ = Telecommunication charges /TRANSCOM/ = Transfer commission /TAX/ = Tax
Tag	Field Name	Format	Status	Definition / Content / Additional Usage Rules/Guidelines

DFÜ Agreement

Appendix 3: Specification of Data Formats

				CODE for Bank:
				B = Commission and charges of the Issuing Bank O = Commission and charges of the foreign bank RULE: only one code per line is allowed
:M95:	Rate	12d	O	DEFN: This field specifies the currency rate RULE: The integer part of the amount is separated by a decimal comma.
:M68:	EURO - Equivalent	3!a15d	O	DEFN: This field specifies the currency and the EURO equivalent amount RULE: The currency must be specified in ISO-format and the amount may have a maximum of 3 digits following the comma. The integer part of the amount is separated by a decimal comma.
:M84:	Value date	8!n	M	DEFN: This field specifies the value date RULE: Format: YYYYMMDD
:M70:	Total amount of commission and charges	3!a15d	M	DEFN: This field specifies the total amount of commission and charges RULE: The currency must be specified in ISO-format and the amount may have a maximum of 3 digits following the comma. The integer part of the amount is separated by a decimal comma.
:M32:	ISO-currency code for the account for debiting the charges	3!a (Code)	O	DEFN: This field specifies the ISO currency code of the account for debiting the charges
:M33:	Account (IBAN-Format) for charges	35x	O	DEFN: This field specifies the account number in the IBAN format for debiting the charges NOTE: In case that the charges are not debited to an account maintained with the issuing bank (e.g. settlement due to cover payment), field :M46: „Remarks of the issuing bank“ may be used to specify any further details
-	End of record level	1!c	M	DEFN: This field indicates the end of the record level. RULE: Field content is always a Hyphen (X'2D') Code as per ISO 8859

DFÜ Agreement

Appendix 3: Specification of Data Formats

5.4.5 Advice of Reduction/Release MT 709

Tag	Field Name	Format	Status	Definition / Content / Additional Usage Rules/Guidelines
:MT:	MT - Type	3!c	M	DEFN: This field specifies the message type RULE: Field content is always 709
:M15:	SWIFT BIC of Issuing Bank	4!a2!a2!c[3!c] (BIC)	O	DEFN: SWIFT-BIC of the Issuing Bank RULE: Indication of SWIFT-BIC 8 or SWIFT-BIC 11
:M16:	Address of the Issuing Bank	4*35x	M	DEFN: Name and address of the Issuing Bank
:M02:	Documentary Credit Number	16x	M	DEFN: This field specifies the documentary credit number of the Issuing Bank
:M03:	Additional reference number of the Issuing Bank	16x	O	DEFN: This field specifies – if applicable – the additional reference number of the Issuing Bank for the settlement of documents
:M12:	Contact data of financial institution	4*35z (Narrative)	M	DEFN: This field specifies the contact data of the financial institution
:M46:	Remarks of the issuing bank	100*65z	O	DEFN: This field specifies remarks of the issuing bank
:M01:	Reference number of the customer	16x	M	DEFN: This field specifies the reference number of the customer
:M85:	Date of reduction / release	8!n	M	DEFN: This field specifies the date of reduction / release RULE: Format: YYYYMMDD
:M65:	Reduction of liability amount	3!a15d	M	DEFN: This field specifies the currency and amount of the reduced liability RULE: The currency must be specified in ISO-format and the amount may have a maximum of 3 digits following the comma. The integer part of the amount is separated by a decimal comma.
-	End of record level	1!c	M	DEFN: This field indicates the end of the record level. RULE: Field content is always a Hyphen (X'2D') Code as per ISO 8859

DFÜ Agreement

Appendix 3: Specification of Data Formats

5.5 DTALCA Import Documentary Credit Taking up documents (Customer to Bank)

5.5.1 Taking up documents MT 732

Tag	Field Name	Format	Status	Definition / Content / Additional Usage Rules/Guidelines
:MT:	MT - Type	3!c	M	DEFN: This field specifies the message type RULE: Field content is always 732
:M01:	Reference number of the customer	16x	M	DEFN: This field specifies the reference number of the customer
:M11:	Contact data customer	4*35z (Narrative)	O	DEFN: This field specifies the contact data of the customer
:M02:	Documentary Credit Number	16x	M	DEFN: This field specifies the documentary credit number of the Issuing Bank
:M03:	Additional reference number of the Issuing Bank	16x	O	DEFN: This field specifies – if applicable – the additional reference number of the Issuing Bank for the settlement of documents
:M30:	ISO- currency code of the account for debiting the utilization	3!a (Code)	C	DEFN: This field specifies the ISO currency code of the account for debiting the utilization and charges, in case that field for charges :M33: is not used RULE: Mandatory field, if field Feld :M96: contains Code ,1' and field :M51: Cover payment is not used
:M31:	Account (IBAN-Format) for debiting the utilization	35x	C	DEFN: This field specifies the account number in the IBAN format for debiting the utilization and charges, in case that field for charges :M33: is not used RULE: Mandatory field, if field Feld :M96: contains Code ,1' and field :M51: Cover payment is not used
:M32:	ISO-currency code for the account for debiting the charges	3!a (Code)	O	DEFN: This field specifies the ISO currency code of the account for debiting the charges
:M33:	Account (IBAN-Format) for charges	35x	O	DEFN: This field specifies the account number in the IBAN format for debiting the charges
Tag	Field Name	Format	Status	Definition / Content / Additional Usage Rules/Guidelines

DFÜ Agreement

Appendix 3: Specification of Data Formats

:M51:	Cover payment	6*35z	C	DEFN: This field specifies information regarding the cover payment of the customer, in case that field :M30: - :M33: are not used RULE: Mandatory field, if field Feld :M96: contains Code ,1' and if fields :M30: and :M31: are not present
:M80:	Date of presentation of documents	8!n	C	DEFN: This field specifies the date of receipt of the remittance of documents letter by the issuing bank RULE: Format: YYYYMMDD RULE: either field:M80: or Feld :M81: must be present
:M81:	Date of advice of discrepancies	8!n	C	DEFN: This field specifies the date of advice of the discrepancies by the foreign bank RULE: Format: YYYYMMDD RULE: either field:M80: or Feld :M81: must be present
:M60:	Total amount of utilization	3!a15d	M	DEFN: This field specifies the currency and amount of the utilization RULE: The currency must be specified in ISO-format and the amount may have a maximum of 3 digits following the comma. The integer part of the amount is separated by a decimal comma.
:M96:	Take up of documents	1!c	M	DEFN: This field specifies whether the Applicant takes up the documents or refuses to take up the documents CODE: 0=Take up of documents refused 1= Authorization to take up documents despite mentioned discrepancies
:M44:	Other Customer to Bank Information	6*35z	C	DEFN: This field specifies other customer to bank information RULE: Mandatory field, if field :M96: contains Code ,0'
-	End of record level	1!c	M	DEFN: This field indicates the end of the record level. RULE: Field content is always a Hyphen (X'2D') Code as per ISO 8859

DFÜ Agreement

Appendix 3: Specification of Data Formats

5.6 DTAEA Advice of Documentary Credit and Doc. Credit Amendment as well as Free Format (Bank to Customer)

5.6.1 Advice of Documentary Credit MT 700

Tag	Field Name	Format	Status	Definition / Content / Additional Usage Rules/Guidelines
:MT:	MT – Type	3!c	M	DEFN: This field specifies the message type RULE: Field content is always 700
:M13:	SWIFT BIC Advising Bank	4!a2!a2!c[3!c] (BIC)	O	DEFN: This field specifies the SWIFT BIC of the Advising bank RULE: Indication of SWIFT-BIC 8 or SWIFT-BIC 11
:M14:	Address of Advising Bank	4*35x	M	DEFN: Name and address of the Advising Bank GUID: requested sequence is: Name, Street/P.O. Box, City (Country)
:M04:	Reference number of Advising Bank	16x	M	DEFN: This field specifies the reference number of the Advising Bank
:M12:	Contact data of financial institution	4*35z (Narrative)	M	DEFN: This field specifies the contact data of the financial institution
:M91:	Confirmation remark of the Advising Bank	1!c	M	DEFN: This field specifies, whether the Advising Bank is advising the documentary credit adding our without adding its confirmation CODE: 1 = confirmed 2 = unconfirmed
:M40:	Information regarding the confirmation remark	50*65z	O	DEFN: This field specifies additional information to field :M91: Confirmation remark
:M41:	Remarks of the Advising Bank	100*65z	O	DEFN: This field specifies remarks of the Advising Bank
:M42:	Charges of Advising Bank	50*65z	O	DEFN: This field specifies the charges of the Advising Bank
:M15:	SWIFT BIC of Issuing Bank	4!a2!a2!c[3!c] (BIC)	O	DEFN: SWIFT-BIC of the Issuing Bank RULE: Indication of SWIFT-BIC 8 or SWIFT-BIC 11
:M16:	Address of the Issuing Bank	4*35x	M	DEFN: Name and address of the Issuing Bank

DFÜ Agreement

Appendix 3: Specification of Data Formats

Tag	Field Name	Format	Status	Definition / Content / Additional Usage Rules/Guidelines
:M02:	Documentary Credit Number	16x	M	DEFN: This field specifies the documentary credit number of the Issuing Bank
:M01:	Reference number of the customer	16x	O	DEFN: This field specifies the reference number of the customer
:40A:	Type of Documentary Credit	24x (Type)	M	DEFN: This field specifies the type of documentary credit. CODE: IRREVOCABLE IRREVOCABLE TRANSFERABLE
:20:	Documentary Credit Number	16x	M	DEFN: This field specifies the Documentary Credit Number of the Issuing Bank
:23:	Reference to Pre-Advice	16x	O	DEFN: This field specifies the date of a re-advice – if applicable RULE: Format is as follows: PREADV/(Date of pre-advice)
:31C:	Date of issue	6!n	M	DEFN: This field specifies the date of issue of the documentary credit RULE: Format: YYMMDD
:40E:	Applicable rules	30x[/35x] (Rules) (Narrative)	M	DEFN: This field specifies the applicable rules for the documentary credit CODE: UCP LATEST VERSION UCPURR LATEST VERSION EUCP LATEST VERSION EUCPURR LATEST VERSION OTHR RULE: the subfield Narrative /35x may only be used in combination with the code „OTHR“
:31D:	Date and place of expiry	6!n29x (Date) (Place)	M	DEFN: This field specifies the latest date for presentation under the documentary credit and the place where documents may be presented RULE: Format: YYMMDD

DFÜ Agreement

Appendix 3: Specification of Data Formats

Tag	Field Name	Format	Status	Definition / Content / Additional Usage Rules/Guidelines
:51a:	Applicant Bank	A [/1!a]/[34x] (Party ID) 4!a2!a2!c[3!c] (BIC) D [/1!a]/[34x] (Party ID) 4*35x (Name&Address)	O	DEFN: This field specifies the bank of the Applicant, if different from the Issuing Bank RULE: If Option A is used, than Subfield 1 must indicate the SWIFT BIC 8 or BIC 11 of the bank
:50:	Applicant	4*35x (Name & Address)	M	DEFN: This field specifies the applicant of the documentary credit
:59:	Beneficiary	[/34x] (Account) 4*35x (Name & Address)	M	DEFN: This field specifies the beneficiary of the documentary credit
:32B:	Currency & Amount	3!a15d	M	DEFN: This field specifies the currency code and amount of the doc. Credit RULE: The currency must be specified in ISO-format and the amount may have a maximum of 3 digits following the comma. The integer part of the amount is separated by a decimal comma.
:39A:	Percentage amount tolerance	2n/2n	O	DEFN: This field specifies the tolerance relative to the amount of the doc.credit amount as a percentage plus and/or minus that amount
:39C:	Additional amounts covered	4*35x	O	DEFN: This field specifies any additional amounts covered by the documentary credit, such as for example freight charges, interest, insurance, etc.
:41a:	Available with ... by ...	A 4!a2!a2!c[3!c] (BIC) 14x (Code) D 4*35x (Name&Address) 14x (Code)	M	DEFN: This field specifies the bank with which the doc.credit is available (place for presentation) and an indication of how the credit is available CODE: BY ACCEPTANCE BY DEF PAYMENT BY MIXED PYMT BY NEGOTIATION BY PAYMENT RULE: If Option A is used, than Subfield 1 must indicate the SWIFT BIC 8 or BIC 11 of the bank

DFÜ Agreement

Appendix 3: Specification of Data Formats

Tag	Field Name	Format	Status	Definition / Content / Additional Usage Rules/Guidelines
:42C:	Drafts at	3*35x	C	<p>DEFN: This field specifies the tenor of the draft to be drawn</p> <p>RULE: May only be used, if field :41a: Subfield 2 does not contain the following codes: „BY DEF PAYMENT“ or „BY MIXED PYMT“</p> <p>RULE: Mandatory field if, field :41a: Subfield 2 contains the following code: „BY ACCEPTANCE“</p>
:42a:	Drawee	<p>A [/1!a]/[34x] (Party ID) 4!a2!a2!c[3!c] (BIC)</p> <p>D [/1!a]/[34x] (Party ID) 4*35x (Name&Address)</p>	C	<p>DEFN: This field specifies the drawee of the drafts to be drawn.</p> <p>RULE: May only be used, if field :41a: Subfield 2 does not contain the following codes: „BY DEF PAYMENT“ or „BY MIXED PYMT“</p> <p>RULE: Mandatory field if field :42C: is used</p> <p>RULE: If Option A is used, than Subfield 1 must indicate the SWIFT BIC 8 or BIC 11 of the bank</p>
:42M:	Mixed Payment details	4*35x	C	<p>DEFN: This field specifies details of the mixed payment.</p> <p>RULE: Mandatory field, if field :41a: Subfield 2 contains the following code: „BY MIXED PYMT“</p>
:42P:	Negotiation / Deferred Payment details	4*35x	C	<p>DEFN: This field specifies details of the negotiation or deferred payment</p> <p>RULE: Mandatory field, if field :41a: Subfield 2 contains the following code: „BY DEF PAYMENT“</p>
:43P:	Partial shipments	11x	O	<p>DEFN: This field specifies, whether partial shipments are allowed or not.</p> <p>CODE: ALLOWED NOT ALLOWED CONDITIONAL</p> <p>NOTE: Details regarding the code „CONDITIONAL“ will be specified in the appropriate other fields of the message (e.g. Description of Goods or Shipment Period, etc.)</p>
Tag	Field Name	Format	Status	Definition / Content / Additional Usage Rules/Guidelines

DFÜ Agreement

Appendix 3: Specification of Data Formats

:43T:	Transshipment	11x	O	DEFN: This field specifies, whether transshipments are allowed or not. CODE: ALLOWED NOT ALLOWED CONDITIONAL NOTE: Details regarding the code „CONDITIONAL“ will be specified in the appropriate other fields of the message (e.g. Description of Goods or Shipment Period, etc.)
:44A:	Place of taking in charge / Dispatch from ... / Place of receipt	140z	O	DEFN: This field specifies the place of taking in charge (in case of a multimodal transport document), the place of receipt (in case of a road, rail or inland waterway transport document or courier or expedited delivery service document), the place of dispatch or the place of shipment to be indicated on the transport document
:44E:	Port of loading / Airport of departure	140z	O	DEFN: This field specifies the port of loading or in case of airfreight the airport of departure to be indicated on the transport document
:44F:	Port of discharge / Airport of destination	140z	O	DEFN: This field specifies the port of discharge or in case of airfreight the airport of destination to be indicated on the transport document
:44B:	Place of final destination / For transportation to ... / Place of delivery	140z	O	DEFN: This field specifies the final destination or place of delivery to be indicated on the transport document
:44C:	Latest date of shipment	6!n	O	DEFN: This field specifies the latest date of shipment RULE: The date must not be later than the date specified in field :31D: Format: YYMMDD
:44D:	Shipment period	6*65x	C	DEFN: This field specifies details of the shipment period RULE: May only be used, if field :44C: is not used

DFÜ Agreement

Appendix 3: Specification of Data Formats

Tag	Field Name	Format	Status	Definition / Content / Additional Usage Rules/Guidelines
:45A:	Description of goods	800*65z	O	DEFN: This field specifies the goods description
:46A:	Required documents	800*65z	O	DEFN: The field specified the required documents of the documentary credit
:47A:	Additional conditions	800*65z	O	DEFN: This field specifies any additional conditions of the documentary credit
:49G:	Special payment conditions for Beneficiary	800*65z	O	DEFN: This field specifies special payment conditions applicable to the beneficiary, for example, post-financing requests/conditions
:71D:	Charges	6*35z	O	DEFN: This field specifies the charges arrangement of the documentary credit
:48:	Period for presentations in days	3n[/35x]	O	DEFN: This field specifies the presentation period for documents in number of calendar days after the date of shipment. RULE: The subfield Narrative /35x may only be used, in case that the calculation basis is not after the date of shipment (e.g. invoice date)
:49:	Confirmation instructions	7!x	M	DEFN: This field specifies the confirmations instructions CODE: CONFIRM MAY ADD WITHOUT
:58a:	Requested confirmation bank	A [/1!a]/[34x] (Party ID) 4!a2!a2!c[3!c] (BIC) D [/1!a]/[34x] (Party ID) 4*35x (Name&Address)	C	DEFN: This field specifies the bank which is requested to add its confirmation RULE: Mandatory field, if field :49: consists of "CONFIRM" or „MAY ADD“ RULE: If Option A is used, than Subfield 1 must indicate the SWIFT BIC 8 or BIC 11 of the bank

DFÜ Agreement

Appendix 3: Specification of Data Formats

Tag	Field Name	Format	Status	Definition / Content / Additional Usage Rules/Guidelines
:53a:	Reimbursing Bank	A [/1!a]/[34x] (Party ID) 4!a2!a2!c[3!c] (BIC)	O	DEFN: This field specifies the Reimbursing Bank
		D [/1!a]/[34x] (Party ID) 4*35x (Name&Address)		RULE: If Option A is used, than Subfield 1 must indicate the SWIFT BIC 8 or BIC 11 of the bank
:78:	Instructions to the paying/accepting/negotiating bank	12*65x	O	DEFN: This field specifies instructions to the paying/accepting/negotiating bank
:57a:	Advice Through Bank	A [/1!a]/[34x] (Party ID) 4!a2!a2!c[3!c] (BIC)	O	DEFN: This field specifies the Advice Through Bank
		D [/1!a]/[34x] (Party ID) 4*35x (Name&Address)		RULE: If Option A is used, than Subfield 1 must indicate the SWIFT BIC 8 or BIC 11 of the bank
:72Z:	Bank-to-Bank Information	6*35z	O	DEFN: This field specifies bank-to-bank information
-	End of record level	1!c	M	DEFN: This field indicates the end of the record level. RULE: Field content is always a Hyphen (X'2D')
				Code as per ISO 8859

DFÜ Agreement

Appendix 3: Specification of Data Formats

5.6.2 Advice of Third Bank's Documentary Credit MT 710

Tag	Field Name	Format	Status	Definition / Content / Additional Usage Rules/Guidelines
:MT:	MT – Type	3!c	M	DEFN: This field specifies the message type RULE: Field contents is always 710
:M13:	SWIFT BIC Advising Bank	4!a2!a2!c[3!c] (BIC)	O	DEFN: This field specifies the SWIFT BIC of the Advising bank RULE: Indication of SWIFT-BIC 8 or SWIFT-BIC 11
:M14:	Address of Advising Bank	4*35x	M	DEFN: Name and address of the Advising Bank GUID: requested sequence is: Name, Street/P.O. Box, City (Country)
:M04:	Reference number of Advising Bank	16x	M	DEFN: This field specifies the reference number of the Advising Bank
:M12:	Contact data of financial institution	4*35z (Narrative)	M	DEFN: This field specifies the contact data of the financial institution
:M91:	Confirmation remark of the Advising Bank	1!c	M	DEFN: This field specifies, whether the Advising Bank is advising the documentary credit adding our without adding its confirmation CODE: 1 = confirmed 2 = unconfirmed
:M40:	Information regarding the confirmation remark	50*65z	O	DEFN: This field specifies additional information to field :M91: Confirmation remark
:M41:	Remarks of the Advising Bank	100*65z	O	DEFN: This field specifies remarks of the Advising Bank
:M42:	Charges of Advising Bank	50*65z	O	DEFN: This field specifies the charges of the Advising Bank
:M15:	SWIFT BIC of Issuing Bank	4!a2!a2!c[3!c] (BIC)	O	DEFN: SWIFT-BIC of the Issuing Bank RULE: Indication of SWIFT-BIC 8 or SWIFT-BIC 11
:M16:	Address of the Issuing Bank	4*35x	M	DEFN: Name and address of the Issuing Bank

DFÜ Agreement

Appendix 3: Specification of Data Formats

Tag	Field Name	Format	Status	Definition / Content / Additional Usage Rules/Guidelines
:M02:	Documentary Credit Number	16x	M	DEFN: This field specifies the documentary credit number of the Issuing Bank
:M17:	SWIFT BIC Advice Through Bank	4!a2!a2!c[3!c] (BIC)	O	DEFN: This field specifies the SWIFT BIC of the Advice Through Bank RULE: Indication of SWIFT-BIC 8 or SWIFT-BIC 11
:M18:	Address of Advice Through Bank	4*35x	M	DEFN: Name and address of the Advice Through Bank GUID: requested sequence is: Name, Street/P.O. Box, City (Country)
:M06:	Reference of Advice Through Bank	16x	M	DEFN: This field specifies the reference number of the Advice Through Bank
:M01:	Reference number of the customer	16x	O	DEFN: This field specifies the reference number of the customer
:40B:	Type of Documentary Credit	24x (Type) 24x (Type)	M	DEFN: This field specifies the type of the documentary credit and whether the Advice Through Bank has added its confirmation CODE: IRREVOCABLE IRREVOCABLE TRANSFERABLE CODE: ADDING OUR CONFIRMATION WITHOUT OUR CONFIRMATION
:20:	Reference of Advice Through Bank	16x	M	DEFN: This field specifies the reference number of the Advice Through Bank
:21:	Documentary Credit Number	16x	M	DEFN: This field specifies the Documentary Credit Number of the Issuing Bank
:23:	Reference to Pre-Advice	16x	O	DEFN: This field specifies the date of a re-advice – if applicable RULE: Format is as follows: PREADV/(Date of pre-advice)
:31C:	Date of issue	6!n	M	DEFN: This field specifies the date of issue of the documentary credit RULE: Format: YYMMDD

DFÜ Agreement

Appendix 3: Specification of Data Formats

Tag	Field Name	Format	Status	Definition / Content / Additional Usage Rules/Guidelines
:40E:	Applicable rules	30x[/35x] (Rules) (Narrative)	M	DEFN: This field specifies the applicable rules for the documentary credit CODE: UCP LATEST VERSION UCPURR LATEST VERSION EUCP LATEST VERSION EUCPURR LATEST VERSION OTHR RULE: the subfield Narrative /35x may only be used in combination with the code „OTHR“
:31D:	Date and place of expiry	6!n29x (Date) (Place)	M	DEFN: This field specifies the latest date for presentation under the documentary credit and the place where documents may be presented RULE: Format: YYMMDD
:52a:	Issuing Bank	A [/1!a]/[34x] (Party ID) 4!a2!a2!c[3!c] (BIC) D [/1!a]/[34x] (Party ID) 4*35x (Name&Address)	O	DEFN: This field specifies the Issuing Bank RULE: If Option A is used, than Subfield 1 must indicate the SWIFT BIC 8 or BIC 11 of the bank
:50B:	Non-Bank Issuer	4*35x	O	DEFN: This field specifies the name and address of the non-bank issuer
:51a:	Applicant Bank	A [/1!a]/[34x] (Party ID) 4!a2!a2!c[3!c] (BIC) D [/1!a]/[34x] (Party ID) 4*35x (Name&Address)	O	DEFN: This field specifies the bank of the Applicant, if different from the Issuing Bank RULE: If Option A is used, than Subfield 1 must indicate the SWIFT BIC 8 or BIC 11 of the bank
:50:	Applicant	4*35x (Name & Address)	M	DEFN: This field specifies the applicant of the documentary credit

DFÜ Agreement

Appendix 3: Specification of Data Formats

Tag	Field Name	Format	Status	Definition / Content / Additional Usage Rules/Guidelines
:59:	Beneficiary	[/34x] (Account) 4*35x (Name & Address)	M	DEFN: This field specifies the beneficiary of the documentary credit
:32B:	Currency & Amount	3!a15d	M	DEFN: This field specifies the currency code and amount of the doc. credit RULE: The currency must be specified in ISO-format and the amount may have a maximum of 3 digits following the comma. The integer part of the amount is separated by a decimal comma.
:39A:	Percentage amount tolerance	2n/2n	O	DEFN: This field specifies the tolerance relative to the amount of the doc.credit amount as a percentage plus and/or minus that amount
:39C	Additional amounts covered	4*35x	O	DEFN: This field specifies any additional amounts covered by the documentary credit, such as for example freight charges, interest, insurance, etc.
:41a:	Available with ... by ...	A 4!a2!a2!c[3!c] (BIC) 14x (Code) D 4*35x (Name&Address) 14x (Code)	M	DEFN: This field specifies the bank with which the doc.credit is available (place for presentation) and an indication of how the credit is available CODE: BY ACCEPTANCE BY DEF PAYMENT BY MIXED PYMT BY NEGOTIATION BY PAYMENT RULE: If Option A is used, than Subfield 1 must indicate the SWIFT BIC 8 or BIC 11 of the bank
:42C:	Drafts at	3*35x	C	DEFN: This field specifies the tenor of the draft to be drawn RULE: May only be used, if field :41a: Subfield 2 does not contain the following codes: „BY DEF PAYMENT“ or „BY MIXED PYMT“ RULE: Mandatory field if, field :41a: Subfield 2 contains the following code: „BY ACCEPTANCE“

DFÜ Agreement

Appendix 3: Specification of Data Formats

Tag	Field Name	Format	Status	Definition / Content / Additional Usage Rules/Guidelines
:42a:	Drawee	A [/1!a]/[34x] (Party ID) 4!a2!a2!c[3!c] (BIC) D [/1!a]/[34x] (Party ID) 4*35x (Name&Address)	C	DEFN: This field specifies the drawee of the drafts to be drawn. RULE: May only be used, if field :41a: Subfield 2 does not contain the following codes: „BY DEF PAYMENT“ or „BY MIXED PYMT“ RULE: Mandatory field if field :42C: is used RULE: If Option A is used, than Subfield 1 must indicate the SWIFT BIC 8 or BIC 11 of the bank
:42M:	Mixed Payment details	4*35x	C	DEFN: This field specifies details of the mixed payment. RULE: Mandatory field, if field :41a: Subfield 2 contains the following code: „BY MIXED PYMT“
:42P:	Negotiation / Deferred Payment details	4*35x	C	DEFN: This field specifies details of the negotiation or deferred payment RULE: Mandatory field, if field :41a: Subfield 2 contains the following code: „BY DEF PAYMENT“
:43P:	Partial shipments	11x	O	DEFN: This field specifies, whether partial shipments are allowed or not. CODE: ALLOWED NOT ALLOWED CONDITIONAL NOTE: Details regarding the code „CONDITIONAL“ will be specified in the appropriate other fields of the message (e.g. Description of Goods or Shipment Period, etc.)

DFÜ Agreement

Appendix 3: Specification of Data Formats

Tag	Field Name	Format	Status	Definition / Content / Additional Usage Rules/Guidelines
:43T:	Transshipment	11x	O	DEFN: This field specifies, whether transshipments are allowed or not. CODE: ALLOWED NOT ALLOWED CONDITIONAL NOTE: Details regarding the code „CONDITIONAL“ will be specified in the appropriate other fields of the message (e.g. Description of Goods or Shipment Period, etc.)
:44A:	Place of taking in charge / Dispatch from ... / Place of receipt	140z	O	DEFN: This field specifies the place of taking in charge (in case of a multimodal transport document), the place of receipt (in case of a road, rail or inland waterway transport document or courier or expedited delivery service document), the place of dispatch or the place of shipment to be indicated on the transport document
:44E:	Port of loading / Airport of departure	140z	O	DEFN: This field specifies the port of loading or in case of airfreight the airport of departure to be indicated on the transport document
:44F:	Port of discharge / Airport of destination	140z	O	DEFN: This field specifies the port of discharge or in case of airfreight the airport of destination to be indicated on the transport document
:44B:	Place of final destination / For transportation to ... / Place of delivery	140z	O	DEFN: This field specifies the final destination or place of delivery to be indicated on the transport document
:44C:	Latest date of shipment	6!n	O	DEFN: This field specifies the latest date of shipment RULE: The date must not be later than the date specified in field :31D: Format: YYMMDD

DFÜ Agreement

Appendix 3: Specification of Data Formats

Tag	Field Name	Format	Status	Definition / Content / Additional Usage Rules/Guidelines
:44D:	Shipment period	6*65x	C	DEFN: This field specifies details of the shipment period RULE: May only be used, if field :44C: is not used
:45A:	Description of goods	800*65z	O	DEFN: This field specifies the goods description
:46A:	Required documents	800*65z	O	DEFN: The field specified the required documents of the documentary credit
:47A:	Additional conditions	800*65z	O	DEFN: This field specifies any additional conditions of the documentary credit
:49G:	Special payment conditions for Beneficiary	800*65z	O	DEFN: This field specifies special payment conditions applicable to the beneficiary, for example, post-financing requests/conditions
:71D:	Charges	6*35z	O	DEFN: This field specifies the charges arrangement of the documentary credit
:48:	Period for presentations in days	3n[/35x]	O	DEFN: This field specifies the presentation period for documents in number of calendar days after the date of shipment. RULE: The subfield Narrative /35x may only be used, in case that the calculation basis is not after the date of shipment (e.g. invoice date)

DFÜ Agreement

Appendix 3: Specification of Data Formats

Tag	Field Name	Format	Status	Definition / Content / Additional Usage Rules/Guidelines
:49:	Confirmation instructions	7!x	M	DEFN: This field specifies the confirmations instructions CODE: CONFIRM MAY ADD WITHOUT
:58a:	Requested confirmation bank	A [/1!a]/[34x] (Party ID) 4!a2!a2!c[3!c] (BIC) D [/1!a]/[34x] (Party ID) 4*35x (Name&Address)	C	DEFN: This field specifies the bank which is requested to add its confirmation RULE: Mandatory field, if field :49: consists of "CONFIRM" or „MAY ADD" RULE: If Option A is used, than Subfield 1 must indicate the SWIFT BIC 8 or BIC 11 of the bank
:53a:	Reimbursing Bank	A [/1!a]/[34x] (Party ID) 4!a2!a2!c[3!c] (BIC) D [/1!a]/[34x] (Party ID) 4*35x (Name&Address)	O	DEFN: This field specifies the Reimbursing Bank RULE: If Option A is used, than Subfield 1 must indicate the SWIFT BIC 8 or BIC 11 of the bank
:78:	Instructions to the paying/accepting/negotiating bank	12*65x	O	DEFN: This field specifies instructions to the paying/accepting/negotiating bank
:78D:	Instructions of the intermediary bank	12*65x	O	DEFN: This field specifies instructions of the intermediary bank
:57a:	Advice Through Bank	A [/1!a]/[34x] (Party ID) 4!a2!a2!c[3!c] (BIC) D [/1!a]/[34x] (Party ID) 4*35x (Name&Address)	O	DEFN: This field specifies the Advice Through Bank RULE: If Option A is used, than Subfield 1 must indicate the SWIFT BIC 8 or BIC 11 of the bank
:72Z:	Bank-to-Bank Information	6*35z	O	DEFN: This field specifies bank-to-bank information
-	End of record level	1!c	M	DEFN: This field indicates the end of the record level. RULE: Field content is always a Hyphen (X'2D') Code as per ISO 8859

DFÜ Agreement

Appendix 3: Specification of Data Formats

5.6.3 Advice of a Documentary Credit Transfer MT 720

Tag	Field Name	Format	Status	Definition / Content / Additional Usage Rules/Guidelines
:MT:	MT – Type	3!c	M	DEFN: This field specifies the message type RULE: Field content is always 720
:M13:	SWIFT BIC Advising Bank	4!a2!a2!c[3!c] (BIC)	O	DEFN: This field specifies the SWIFT BIC of the Advising bank RULE: Indication of SWIFT-BIC 8 or SWIFT-BIC 11
:M14:	Address of Advising Bank	4*35x	M	DEFN: Name and address of the Advising Bank GUID: requested sequence is: Name, Street/P.O. Box, City (Country)
:M04:	Reference number of Advising Bank	16x	M	DEFN: This field specifies the reference number of the Advising Bank
:M12:	Contact data of financial institution	4*35z (Narrative)	M	DEFN: This field specifies the contact data of the financial institution
:M91:	Confirmation remark of the Advising Bank	1!c	M	DEFN: This field specifies, whether the Advising Bank is advising the documentary credit adding our without adding its confirmation CODE: 1 = confirmed 2 = unconfirmed
:M40:	Information regarding the confirmation remark	50*65z	O	DEFN: This field specifies additional information to field :M91: Confirmation remark
:M41:	Remarks of the Advising Bank	100*65z	O	DEFN: This field specifies remarks of the Advising Bank
:M42:	Charges of Advising Bank	50*65z	O	DEFN: This field specifies the charges of the Advising Bank
:M15:	SWIFT BIC of Issuing Bank	4!a2!a2!c[3!c] (BIC)	O	DEFN: SWIFT-BIC of the Issuing Bank RULE: Indication of SWIFT-BIC 8 or SWIFT-BIC 11
:M16:	Address of the Issuing Bank	4*35x	M	DEFN: Name and address of the Issuing Bank

DFÜ Agreement

Appendix 3: Specification of Data Formats

Tag	Field Name	Format	Status	Definition / Content / Additional Usage Rules/Guidelines
:M02:	Documentary Credit Number	16x	M	DEFN: This field specifies the documentary credit number of the Issuing Bank
:M19:	SWIFT BIC Transferring Bank	4!a2!a2!c[3!c] (BIC)	O	DEFN: SWIFT-BIC of the Transferring Bank RULE: Indication of SWIFT-BIC 8 or SWIFT-BIC 11
:M20:	Address of Transferring Bank	4*35x	M	DEFN: Name and address of the Transferring Bank GUID: requested sequence is: Name, Street/P.O. Box, City (Country)
:M07:	Reference number Transferring Bank	16x	M	DEFN: This field specifies the reference number of the Transferring Bank
:M01:	Reference number of the customer	16x	O	DEFN: This field specifies the reference number of the customer
:40B:	Type of Documentary Credit	24x (Type) 24x (Type)	M	DEFN: This field specifies the type of the documentary credit and whether the Transferring Bank has added its confirmation CODE: IRREVOCABLE IRREVOCABLE TRANSFERABLE CODE: ADDING OUR CONFIRMATION WITHOUT OUR CONFIRMATION
:20:	Reference number Transferring Bank	16x	M	DEFN: This field specifies the reference number of the Transferring Bank
:21:	Documentary Credit Number	16x	M	DEFN: This field specifies the Documentary Credit Number of the Issuing Bank
:31C:	Date of issue	6!n	M	DEFN: This field specifies the date of issue of the documentary credit RULE: Format: YYMMDD

DFÜ Agreement

Appendix 3: Specification of Data Formats

Tag	Field Name	Format	Status	Definition / Content / Additional Usage Rules/Guidelines
:40E:	Applicable rules	30x[/35x] (Rules) (Narrative)	M	DEFN: This field specifies the applicable rules for the documentary credit CODE: UCP LATEST VERSION UCPURR LATEST VERSION EUCP LATEST VERSION EUCPURR LATEST VERSION OTHR RULE: the subfield Narrative /35x may only be used in combination with the code „OTHR“
:31D:	Date and place of expiry	6!n29x (Date) (Place)	M	DEFN: This field specifies the latest date for presentation under the documentary credit and the place where documents may be presented RULE: Format: YYMMDD
:52a:	Issuing Bank of the original Documentary Credit	A [/1!a]/[34x] (Party ID) 4!a2!a2!c[3!c] (BIC) D [/1!a]/[34x] (Party ID) 4*35x (Name&Address)	O	DEFN: This field specifies the Issuing Bank of the original documentary credit RULE: If Option A is used, than Subfield 1 must indicate the SWIFT BIC 8 or BIC 11 of the bank
:50B:	Non-Bank Issuer of the original Documentary Credit	4*35x	O	DEFN: This field specifies the name and address of the non-bank issuer of the documentary credit
:50:	First Beneficiary	4*35x (Name & Address)	M	DEFN: This field specifies the first beneficiary to whom the documentary credit has been issued.
:59:	Second Beneficiary	[/34x] (Account) 4*35x (Name & Address)	M	DEFN: This field specifies the second beneficiary to whom the documentary credit has been transferred
:32B:	Currency & Amount	3!a15d	M	DEFN: This field specifies the currency code and amount of the doc. credit RULE: The currency must be specified in ISO-format and the amount may have a maximum of 3 digits following the comma. The integer part of the amount is separated by a decimal comma.

DFÜ Agreement

Appendix 3: Specification of Data Formats

Tag	Field Name	Format	Status	Definition / Content / Additional Usage Rules/Guidelines
:39A:	Percentage amount tolerance	2n/2n	O	DEFN: This field specifies the tolerance relative to the amount of the doc.credit amount as a percentage plus and/or minus that amount
:39C	Additional amounts covered	4*35x	O	DEFN: This field specifies any additional amounts covered by the documentary credit, such as for example freight charges, interest, insurance, etc.
:41a:	Available with ... by ...	A 4!a2!a2!c[3!c] (BIC) 14x (Code) D 4*35x (Name&Address) 14x (Code)	M	DEFN: This field specifies the bank with which the doc.credit is available (place for presentation) and an indication of how the credit is available CODE: BY ACCEPTANCE BY DEF PAYMENT BY MIXED PYMT BY NEGOTIATION BY PAYMENT RULE: If Option A is used, than Subfield 1 must indicate the SWIFT BIC 8 or BIC 11 of the bank
:42C:	Drafts at	3*35x	C	DEFN: This field specifies the tenor of the draft to be drawn RULE: May only be used, if field :41a: Subfield 2 does not contain the following codes: „BY DEF PAYMENT“ or „BY MIXED PYMT“ RULE: Mandatory field if, field :41a: Subfield 2 contains the following code: „BY ACCEPTANCE“
:42a:	Drawee	A [/1!a]/[34x] (Party ID) 4!a2!a2!c[3!c] (BIC) D [/1!a]/[34x] (Party ID) 4*35x (Name&Address)	C	DEFN: This field specifies the drawee of the drafts to be drawn. RULE: May only be used, if field :41a: Subfield 2 does not contain the following codes: „BY DEF PAYMENT“ or „BY MIXED PYMT“ RULE: Mandatory field if field :42C: is used RULE: If Option A is used, than Subfield 1 must indicate the SWIFT BIC 8 or BIC 11 of the bank

DFÜ Agreement

Appendix 3: Specification of Data Formats

Tag	Field Name	Format	Status	Definition / Content / Additional Usage Rules/Guidelines
:42M:	Mixed Payment details	4*35x	C	DEFN: This field specifies details of the mixed payment. RULE: Mandatory field, if field :41a: Subfield 2 contains the following code: „BY MIXED PYMT“
:42P:	Negotiation / Deferred Payment details	4*35x	C	DEFN: This field specifies details of the negotiation or deferred payment RULE: Mandatory field, if field :41a: Subfield 2 contains the following code: „BY DEF PAYMENT“
:43P:	Partial shipments	11x	O	DEFN: This field specifies, whether partial shipments are allowed or not. CODE: ALLOWED NOT ALLOWED CONDITIONAL NOTE: Details regarding the code „CONDITIONAL“ will be specified in the appropriate other fields of the message (e.g. Description of Goods or Shipment Period, etc.)
:43T:	Transshipment	11x	O	DEFN: This field specifies, whether transshipments are allowed or not. CODE: ALLOWED NOT ALLOWED CONDITIONAL NOTE: Details regarding the code „CONDITIONAL“ will be specified in the appropriate other fields of the message (e.g. Description of Goods or Shipment Period, etc.)

DFÜ Agreement

Appendix 3: Specification of Data Formats

Tag	Field Name	Format	Status	Definition / Content / Additional Usage Rules/Guidelines
:44A:	Place of taking in charge / Dispatch from ... / Place of receipt	140z	O	DEFN: This field specifies the place of taking in charge (in case of a multimodal transport document), the place of receipt (in case of a road, rail or inland waterway transport document or courier or expedited delivery service document), the place of dispatch or the place of shipment to be indicated on the transport document
:44E:	Port of loading / Airport of departure	140z	O	DEFN: This field specifies the port of loading or in case of airfreight the airport of departure to be indicated on the transport document
:44F:	Port of discharge / Airport of destination	140z	O	DEFN: This field specifies the port of discharge or in case of airfreight the airport of destination to be indicated on the transport document
:44B:	Place of final destination / For transportation to ... / Place of delivery	140z	O	DEFN: This field specifies the final destination or place of delivery to be indicated on the transport document
:44C:	Latest date of shipment	6!n	O	DEFN: This field specifies the latest date of shipment RULE: The date must not be later than the date specified in field :31D: Format: YYMMDD
:44D:	Shipment period	6*65x	C	DEFN: This field specifies details of the shipment period RULE: May only be used, if field :44C: is not used
:45A:	Description of goods	800*65z	O	DEFN: This field specifies the goods description
:46A:	Required documents	800*65z	O	DEFN: The field specified the required documents of the documentary credit
:47A:	Additional conditions	800*65z	O	DEFN: This field specifies any additional conditions of the documentary credit
:49G:	Special payment conditions for Beneficiary	800*65z	O	DEFN: This field specifies special payment conditions applicable to the beneficiary, for example, post-financing requests/conditions
:71D:	Charges	6*35z	O	DEFN: This field specifies the charges arrangement of the documentary credit

DFÜ Agreement

Appendix 3: Specification of Data Formats

Tag	Field Name	Format	Status	Definition / Content / Additional Usage Rules/Guidelines
:48:	Period for presentations in days	3n[/35x]	O	DEFN: This field specifies the presentation period for documents in number of calendar days after the date of shipment. RULE: The subfield Narrative /35x may only be used, in case that the calculation basis is not after the date of shipment (e.g. invoice date)
:49:	Confirmation instructions	7!x	M	DEFN: This field specifies the confirmations instructions CODE: CONFIRM MAY ADD WITHOUT
:58a:	Requested confirmation bank	A [/1!a]/[34x] (Party ID) 4!a2!a2!c[3!c] (BIC) D [/1!a]/[34x] (Party ID) 4*35x (Name&Address)	C	DEFN: This field specifies the bank which is requested to add its confirmation RULE: Mandatory field, if field :49: consists of "CONFIRM" or „MAY ADD“ RULE: If Option A is used, than Subfield 1 must indicate the SWIFT BIC 8 or BIC 11 of the bank
:53a:	Reimbursing Bank	A [/1!a]/[34x] (Party ID) 4!a2!a2!c[3!c] (BIC) D [/1!a]/[34x] (Party ID) 4*35x (Name&Address)	O	DEFN: This field specifies the Reimbursing Bank RULE: If Option A is used, than Subfield 1 must indicate the SWIFT BIC 8 or BIC 11 of the bank
:78:	Instructions to the paying/accepting/negotiating bank	12*65x	O	DEFN: This field specifies instructions to the paying/accepting/negotiating bank
:78D:	Instructions of the transferring bank	12*65x	O	DEFN: This field specifies instructions of the transferring bank

DFÜ Agreement

Appendix 3: Specification of Data Formats

Tag	Field Name	Format	Status	Definition / Content / Additional Usage Rules/Guidelines
:57a:	Advice Through Bank	A [/1!a]/[34x] (Party ID) 4!a2!a2!c[3!c] (BIC)	O	DEFN: This field specifies the Advice Through Bank
		D [/1!a]/[34x] (Party ID) 4*35x (Name&Address)		RULE: If Option A is used, than Subfield 1 must indicate the SWIFT BIC 8 or BIC 11 of the bank
:72Z:	Bank-to-Bank Information	6*35z	O	DEFN: This field specifies bank-to-bank information
-	End of record level	1!c	M	DEFN: This field indicates the end of the record level.
				RULE: Field content is always a Hyphen (X'2D') Code as per ISO 8859

DFÜ Agreement

Appendix 3: Specification of Data Formats

5.6.4 Advice of Documentary Credit Amendment MT 707

Tag	Field Name	Format	Status	Definition / Content / Additional Usage Rules/Guidelines
:MT:	MT – Type	3!c	M	DEFN: This field specifies the message type RULE: Field content is always 707
:M13:	SWIFT BIC Advising Bank	4!a2!a2!c[3!c] (BIC)	O	DEFN: This field specifies the SWIFT BIC of the Advising bank RULE: Indication of SWIFT-BIC 8 or SWIFT-BIC 11
:M14:	Address of Advising Bank	4*35x	M	DEFN: Name and address of the Advising Bank GUID: requested sequence is: Name, Street/P.O. Box, City (Country)
:M04:	Reference number of Advising Bank	16x	M	DEFN: This field specifies the reference number of the Advising Bank
:M12:	Contact data of financial institution	4*35z (Narrative)	M	DEFN: This field specifies the contact data of the financial institution
:M91:	Confirmation remark of the Advising Bank	1!c	M	DEFN: This field specifies, whether the Advising Bank is advising the documentary credit adding our without adding its confirmation CODE: 1 = confirmed 2 = unconfirmed
:M40:	Information regarding the confirmation remark	50*65z	O	DEFN: This field specifies additional information to field :M91: Confirmation remark
:M41:	Remarks of the Advising Bank	100*65z	O	DEFN: This field specifies remarks of the Advising Bank
:M42:	Charges of Advising Bank	50*65z	O	DEFN: This field specifies the charges of the Advising Bank
:M15:	SWIFT BIC of Issuing Bank	4!a2!a2!c[3!c] (BIC)	O	DEFN: SWIFT-BIC of the Issuing Bank RULE: Indication of SWIFT-BIC 8 or SWIFT-BIC 11
:M16:	Address of the Issuing Bank	4*35x	M	DEFN: Name and address of the Issuing Bank

DFÜ Agreement

Appendix 3: Specification of Data Formats

Tag	Field Name	Format	Status	Definition / Content / Additional Usage Rules/Guidelines
:M02:	Documentary Credit Number	16x	M	DEFN: This field specifies the documentary credit number of the Issuing Bank
:M17:	SWIFT BIC Advice Through Bank	4!a2!a2!c[3!c] (BIC)	O	DEFN: This field specifies the SWIFT BIC of the Advice Through Bank RULE: Indication of SWIFT-BIC 8 or SWIFT-BIC 11
:M18:	Address of Advice Through Bank	4*35x	O	DEFN: Name and address of the Advice Through Bank GUID: requested sequence is: Name, Street/P.O. Box, City (Country)
:M06:	Reference of Advice Through Bank	16x	O	DEFN: This field specifies the reference number of the Advice Through Bank
:M01:	Reference number of the customer	16x	O	DEFN: This field specifies the reference number of the customer
:52a:	Issuing Bank	A [/1!a]/[34x] (Party ID) 4!a2!a2!c[3!c] (BIC) D [/1!a]/[34x] (Party ID) 4*35x (Name&Address)	O	DEFN: This field specifies the Issuing Bank RULE: If Option A is used, than Subfield 1 must indicate the SWIFT BIC 8 or BIC 11 of the bank
:50B:	Non-Bank Issuer	4*35x	O	DEFN: This field specifies the name and address of the non-bank issuer
:31C:	Date of issue	6!n	M	DEFN: This field specifies the date of issue of the documentary credit RULE: Format: YYMMDD
:26E:	Number of amendment	3n	M	DEFN: This field specifies the amendment number
:30:	Date of amendment	6!n	M	DEFN: This field specifies the amendment date RULE: Format: YYMMDD

DFÜ Agreement

Appendix 3: Specification of Data Formats

Tag	Field Name	Format	Status	Definition / Content / Additional Usage Rules/Guidelines
:22A:	Message function	4!c	M	DEFN: This field specifies the function of the message Codes: ACNF = Advice and confirmation of a documentary credit amendment (the documentary credit amendment was transmitted by an Advice Through Bank) ADVI = Advice of a documentary credit amendment (the documentary credit amendment was transmitted by an Advice Through Bank) ISSU = Issue of documentary credit amendment (the documentary credit amendment was issued by the Issuing Bank)
:23S:	Documentary Credit Cancellation	6!a	O	DEFN: This field specifies whether the documentary credit should be cancelled RULE: Field content is always CANCEL
:40A:	Type of Documentary Credit	24x (Type)	O	DEFN: This field specifies amendments to the type of documentary credit CODE: RREVOCABLE IRREVOCABLE TRANSFERABLE
:40E:	Applicable rules	30x[/35x] (Rules) (Narrative)	O	DEFN: This field specifies amendments to the applicable rules for the documentary credit CODE: UCP LATEST VERSION UCPURR LATEST VERSION EUCP LATEST VERSION EUCPURR LATEST VERSION OTHR RULE: the subfield Narrative /35x may only be used in combination with the code „OTHR“

DFÜ Agreement

Appendix 3: Specification of Data Formats

Tag	Field Name	Format	Status	Definition / Content / Additional Usage Rules/Guidelines
:31D:	Date and place of expiry	6!n29x (Date) (Place)	O	DEFN: This field specifies amendments to the latest date for presentation under the documentary credit and the place where documents may be presented RULE: Format: YYMMDD
:50:	Applicant	4*35x (Name & Address)	O	DEFN: This field specifies amendments to the applicant
:59:	Beneficiary	[/34x] (Account) 4*35x (Name & Address)	O	DEFN: This field specifies amendments to the beneficiary
:32B:	Increase of Documentary Credit Amount	3!a15d	O	DEFN: This field specifies the currency code and amount of increase of the doc. credit RULE: The currency must be specified in ISO-format and the amount may have a maximum of 3 digits following the comma. The integer part of the amount is separated by a decimal comma
:33B:	Decrease of Documentary Credit Amount	3!a15d	O	DEFN: This field specifies the currency code and amount of decrease of the doc. credit RULE: The currency must be specified in ISO-format and the amount may have a maximum of 3 digits following the comma. The integer part of the amount is separated by a decimal comma
:39A:	Percentage Amount Tolerance	2n/2n	O	DEFN: This field specifies amendments to the tolerance relative to the amount of the doc.credit amount as a percentage plus and/or minus that amount
:39C:	Additional amounts covered	4*35x	O	DEFN: This field specifies amendments to any additional amounts covered by the documentary credit

DFÜ Agreement

Appendix 3: Specification of Data Formats

Tag	Field Name	Format	Status	Definition / Content / Additional Usage Rules/Guidelines
:41a:	Available with ... by ...	A 4!a2!a2!c[3!c] (BIC) 14x (Code) D 4*35x (Name&Address) 14x (Code)	O	DEFN: This field specifies amendments to the bank with which the doc.credit is available (place for presentation) and how the credit is available CODE: BY ACCEPTANCE BY DEF PAYMENT BY MIXED PYMT BY NEGOTIATION BY PAYMENT GUID: The bank with whom the documentary credit shall be available, may also be specified with Option D, using one of the following codes: ISSUING BANK; ADVISING BANK, ANY BANK or ANY BANK IN RULE: If Option A is used, than Subfield 1 must indicate the SWIFT BIC 8 or BIC 11 of the bank
:42C:	Drafts at	3*35x	O	DEFN: This field specifies amendments to the tenor of the draft to be drawn
:42a:	Drawee	A [/1!a]/[34x] (Party ID) 4!a2!a2!c[3!c] (BIC) D [/1!a]/[34x] (Party ID) 4*35x (Name&Address)	O	DEFN: This field specifies amendments to the drawee of the drafts to be drawn. RULE: If Option A is used, than Subfield 1 must indicate the SWIFT BIC 8 or BIC 11 of the bank
:42M:	Mixed Payment Details	4*35x	O	DEFN: This field specifies amendments to the details of the mixed payment.
:42P:	Negotiation / Deferred Payment Details	4*35x	O	DEFN: This field specifies amendments to the details of the negotiation or deferred payment

DFÜ Agreement

Appendix 3: Specification of Data Formats

Tag	Field Name	Format	Status	Definition / Content / Additional Usage Rules/Guidelines
:43P:	Partial shipments	11x	O	DEFN: This field specifies amendments to the partial shipments CODE: ALLOWED NOT ALLOWED CONDITIONAL NOTE: Details regarding the code „CONDITIONAL“ will be specified in the appropriate other fields of the message (e.g. Description of Goods or Shipment Period, etc.)
:43T:	Transshipment	11x	O	DEFN: This field specifies amendments to the transshipment details CODE: ALLOWED NOT ALLOWED CONDITIONAL NOTE: Details regarding the code „CONDITIONAL“ will be specified in the appropriate other fields of the message (e.g. Description of Goods or Shipment Period, etc.)
:44A:	Place of taking in charge / Dispatch from ... / Place of receipt	140z	O	DEFN: This field specifies amendments to the place of taking in charge (in case of a multimodal transport document), the place of receipt (in case of a road, rail or inland waterway transport document or courier or expedited delivery service document), the place of dispatch or the place of shipment to be indicated on the transport document
:44E:	Port of loading / Airport of departure	140z	O	DEFN: This field specifies amendments to the port of loading or in case of airfreight the airport of departure to be indicated on the transport document

DFÜ Agreement

Appendix 3: Specification of Data Formats

Tag	Field Name	Format	Status	Definition / Content / Additional Usage Rules/Guidelines
:44F:	Port of discharge / Airport of destination	140z	O	DEFN: This field specifies amendments to the port of discharge or in case of airfreight the airport of destination to be indicated on the transport document
:44B:	Place of final destination / For transportation to ... / Place of delivery	140z	O	DEFN: This field specifies amendments to the final destination or place of delivery to be indicated on the transport document
:44C:	Latest date of shipment	6!n	O	DEFN: This field specifies amendments to the latest date of shipment RULE: Format: YYMMDD
:44D:	Shipment period	6*65x	O	DEFN: This field specifies amendments to details of the shipment period

DFÜ Agreement

Appendix 3: Specification of Data Formats

Tag	Field Name	Format	Status	Definition / Content / Additional Usage Rules/Guidelines
:46B:	Documents required	800*65z Special format Content according to RULE and NOTE	O	DEFN: This field specifies amendments to the documents required CODE: ADD = Addition Code followed by the text that should be added (e.g. document) DELETE = Deletion Code followed by the text that should be deleted (e.g. document) REPALL = Replacement Text that replaces the previous field content completely (no further code possible) RULE: Line 1: /6c/[additional information] (Code) (Narrative) Line 2 – 800: [continuation of additional information] (Narrative) or /6c/[additional information] (Code) (Narrative) NOTE: The narrative following a code (e.g. ADD or DELETE) should always be complete information (e.g. document, text passage, etc.)

DFÜ Agreement

Appendix 3: Specification of Data Formats

Tag	Field Name	Format	Status	Definition / Content / Additional Usage Rules/Guidelines	
:47B:	Additional conditions	800*65z	O	DEFN: This field specifies amendments to the additional conditions	
		Special format		CODE:	
		Content according to		ADD = Addition	Code followed by the text that should be added (e.g. condition)
		RULE and NOTE		DELETE = Deletion	Code followed by the text that should be deleted (e.g. condition)
				REPALL = Replacement	Text that replaces the previous field content completely (no further code possible)
				RULE: Line 1:	
				/6c/[additional information]	(Code) (Narrative)
				Line 2 – 800:	
				[continuation of additional information]	(Narrative)
				or	
				/6c/[additional information]	(Code) (Narrative)
				NOTE: The narrative following a code (e.g. ADD or DELETE) should always be complete information (e.g. condition, text passage, etc.)	

DFÜ Agreement

Appendix 3: Specification of Data Formats

Tag	Field Name	Format	Status	Definition / Content / Additional Usage Rules/Guidelines
:49M:	Special payment conditions for Beneficiary	800*65z Special format Content according to RULE and NOTE	O	DEFN: This field specifies amendments to the special payment conditions CODE: ADD = Addition Code followed by the text that should be added (e.g. condition) DELETE = Deletion Code followed by the text that should be deleted (e.g. condition) REPALL = Replacement Text that replaces the previous field content completely (no further code possible) RULE: Line 1: /6c/[additional information] (Code) (Narrative) Line 2 – 800: [continuation of additional information] (Narrative) or /6c/[additional information] (Code) (Narrative) NOTE: The narrative following a code (e.g. ADD or DELETE) should always be complete information (e.g. condition, text passage, etc.)
:71D:	Charges	6*35z	O	DEFN: This field specifies amendments to the charges arrangement
:71N:	Amendment charges payable by	4!c [6*35z]	O	DEFN: This field specifies the charges arrangement for this amendment – if applicable CODE: APPL = Applicant BENE = Beneficiary OTHR = other arrangement RULE: Subfield Narrative 6*35z may only be used in combination with the code „OTHR“

DFÜ Agreement

Appendix 3: Specification of Data Formats

Tag	Field Name	Format	Status	Definition / Content / Additional Usage Rules/Guidelines
:48:	Period for presentations in days	3n[/35x]	O	DEFN: This field specifies amendments to the presentation period for documents in number of calendar days after the date of shipment. RULE: The subfield Narrative /35x may only be used, in case that the calculation basis is not after the date of shipment (e.g. invoice date)
:49:	Confirmation instructions	7!x	O	DEFN: This field specifies amendments to the confirmations instructions CODE: CONFIRM MAY ADD WITHOUT
:58a:	Requested confirmation bank	A [/1!a]/[34x] (Party ID) 4!a2!a2!c[3!c] (BIC) D [/1!a]/[34x] (Party ID) 4*35x (Name&Address)	C	DEFN: This field specifies amendments to the bank which is requested to add its confirmation RULE: Mandatory field, if field :49: consists of "CONFIRM" or „MAY ADD“ RULE: If Option A is used, than Subfield 1 must indicate the SWIFT BIC 8 or BIC 11 of the bank

DFÜ Agreement

Appendix 3: Specification of Data Formats

Tag	Field Name	Format	Status	Definition / Content / Additional Usage Rules/Guidelines
:53a:	Reimbursing Bank	A [/1!a]/[34x] (Party ID) 4!a2!a2!c[3!c] (BIC)	O	DEFN: This field specifies amendments to the Reimbursing Bank
		D [/1!a]/[34x] (Party ID) 4*35x (Name&Address)		RULE: If Option A is used, than Subfield 1 must indicate the SWIFT BIC 8 or BIC 11 of the bank
:78:	Instructions to the paying/accepting/negotiating bank	12*65x	O	DEFN: This field specifies amendments to the instructions to the paying/accepting/negotiating bank
:57a:	Advice Through Bank	A [/1!a]/[34x] (Party ID) 4!a2!a2!c[3!c] (BIC)	O	DEFN: This field specifies amendments to the Advice Through Bank
		D [/1!a]/[34x] (Party ID) 4*35x (Name&Address)		RULE: If Option A is used, than Subfield 1 must indicate the SWIFT BIC 8 or BIC 11 of the bank
:72Z:	Bank-to-Bank Information	6*35z	O	DEFN: This field specifies bank-to-bank information
-	End of record level	1!c	M	DEFN: This field indicates the end of the record level. RULE: Field content is always a Hyphen (X'2D')
				Code as per ISO 8859

DFÜ Agreement

Appendix 3: Specification of Data Formats

5.6.5 Free Format Message MT 799

Tag	Field Name	Format	Status	Definition / Content / Additional Usage Rules/Guidelines	
:MT:	MT - Type	3!c	M	DEFN: This field specifies the message type RULE: Field content is always 799	
:M04:	Reference number of Advising Bank	16x	M	DEFN: This field specifies the reference number of the Advising Bank	
:M12:	Contact data of financial institution	4*35z (Narrative)	M	DEFN: This field specifies the contact data of the financial institution	
:M02:	Documentary Credit Number	16x	M	DEFN: This field specifies the documentary credit number of the Issuing Bank	
:M01:	Reference number of the customer	16x	O	DEFN: This field specifies the reference number of the customer	
:M41:	Remarks of the Advising Bank	100*65z	O	DEFN: This field specifies remarks of the Advising Bank	
:79:	Free text	195*50x	M	DEFN: This field contains free text information	
-	End of record level	1!c	M	DEFN: This field indicates the end of the record level. RULE: Field content is always a Hyphen (X'2D')	Code as per ISO 8859

DFÜ Agreement

Appendix 3: Specification of Data Formats

5.6.6 Enhanced Free Format Message MT 759

Tag	Field Name	Format	Status	Definition / Content / Additional Usage Rules/Guidelines
:MT:	MT - Type	3!c	M	DEFN: This field specifies the message type RULE: Field content is always 759
:M04:	Reference number of Advising Bank	16x	M	DEFN: This field specifies the reference number of the Advising Bank
:M12:	Contact data of financial institution	4*35z (Narrative)	M	DEFN: This field specifies the contact data of the financial institution
:M02:	Documentary Credit Number	16x	M	DEFN: This field specifies the documentary credit number of the Issuing Bank
:M01:	Reference number of the customer	16x	O	DEFN: This field specifies the reference number of the customer
:M41:	Remarks of the Advising Bank	100*65z	O	DEFN: This field specifies remarks of the Advising Bank
:23H:	Message function	8!c	O	DEFN: This field specifies the function of the message CODE: DTABESTA = Request for confirmation DTAFINAN = Request for financing DTASTATU = Status Inquiry GENINFAD = General Information OTHERFNC = other request
:45D:	Narrative	400*65z	M	DEFN: This field contains any free text information
-	End of record level	1!c	M	DEFN: This field indicates the end of the record level. RULE: Field content is always a Hyphen (X'2D') Code as per ISO 8859

5.7 DTAEAD Export Documentary Credit settlement of documents presentation and/or charges (Bank to Customer)

1. The message „Acknowledgement of receipt of documents 770“ is used to acknowledge the receipt of documents. A separate message must be generated for each maturity. In the case of a deferred payment, the maturity date will be reported if it is already known at the time the message is send. Otherwise, the maturity is reported at a later date by using the message “Advice of Maturity 775”. In case that consecutive messages are generated (“Advice of Maturity”, “Advice of Settlement”, “Advice of Charges”), the message “Acknowledgement of receipt of documents” is obligatory.
2. The message „Advice of Maturity 775“ is used to indicate the respective maturity date, unless it has been reported in the message “Acknowledgement of receipt of documents 770”. A separate message must be generated for each maturity.
3. The message „Advice of Settlement 780“ conveys information on the settlement of documents. The same message may also contain information on commission and charges. However, commission and charges may be reported separately using the message “Advice of Charges 785”.
4. The message „Advice of Charges 785“ is used exclusively for commission and charges and may be used at any time in the lifecycle of the documentary credit.

DFÜ Agreement

Appendix 3: Specification of Data Formats

5.7.1 Acknowledgement of receipt of documents MT 770

Tag	Field Name	Format	Status	Definition / Content / Additional Usage Rules/Guidelines
:MT:	MT - Type	3!c	M	DEFN: This field specifies the message type RULE: Field content is always 770 RULE: A separate message must be created for each maturity
:M13:	SWIFT BIC Advising Bank	4!a2!a2!c[3!c] (BIC)	O	DEFN: This field specifies the SWIFT BIC of the Advising bank RULE: Indication of SWIFT-BIC 8 or SWIFT-BIC 11 NOTE: This field contains the name of the bank to which the documents have been presented for settlement (usually the Advising Bank). If however, the beneficiary of the documentary credit <u>does not present</u> the documents to the Advising bank for settlement, this field indicates the settlement bank and not the formerly Advising Bank). The contents may differ from the original DTAEA
:M14:	Address of Advising Bank	4*35x	M	DEFN: Name and address of the Advising Bank NOTE: see also notes for field :M13:
:M04:	Reference number of Advising Bank	16x	M	DEFN: This field specifies the reference number of the Advising Bank NOTE: see also notes for field :M13:
:M05:	Additional reference number of Advising Bank	16x	O	DEFN: This field specifies – if applicable – the additional reference number of the Advising Bank for the settlement of documents NOTE: see also notes for field :M13:
:M12:	Contact data of financial institution	4*35z (Narrative)	M	DEFN: This field specifies the contact data of the financial institution
:M41:	Remarks of the Advising Bank	100*65z	O	DEFN: This field specifies remarks of the Advising Bank NOTE: see also notes for field :M13:

DFÜ Agreement

Appendix 3: Specification of Data Formats

Tag	Field Name	Format	Status	Definition / Content / Additional Usage Rules/Guidelines
:M02:	Documentary Credit Number	16x	M	DEFN: This field specifies the documentary credit number of the Issuing Bank
:M01:	Reference number of the customer	16x	M	DEFN: This field specifies the reference number of the customer
:M83:	Date of presentation of documents	8!n	M	DEFN: This field specifies the date of presentation of documents RULE: Format: YYYYMMDD
:M98:	Dispatch of documents	1!c[/35x]/[/35x]	O	DEFN: This field specifies how the documents have been send to the foreign bank CODE: 0 = Airmail 1 = Courier Service Subfield 1 specifies the courier service name Subfield 2 specifies the courier service number
:M60:	Total amount of utilization	3!a15d	M	DEFN: This field specifies the currency and amount of the utilization RULE: The currency must be specified in ISO-format and the amount may have a maximum of 3 digits following the comma. The integer part of the amount is separated by a decimal comma.
:M61:	Amount payable at sight	3!a15d	C	DEFN: This field specifies the currency and amount payable at sight RULE: The currency must be specified in ISO-format and the amount may have a maximum of 3 digits following the comma. The integer part of the amount is separated by a decimal comma. RULE: Mandatory field, if neither field :M62: nor field :M63: are present RULE: If this field is present, neither field :M62: nor field :M63: may be present

DFÜ Agreement

Appendix 3: Specification of Data Formats

Tag	Field Name	Format	Status	Definition / Content / Additional Usage Rules/Guidelines
:M62:	Deferred Payment / Acceptance amount (definite date)	8!n3!a15d	C	<p>DEFN: This field specifies the maturity date of the deferred payment or acceptance as well as the currency and amount of the deferred payment or acceptance</p> <p>RULE: Format: YYYYMMDD</p> <p>RULE: The currency must be specified in ISO-format and the amount may have a maximum of 3 digits following the comma. The integer part of the amount is separated by a decimal comma</p> <p>RULE: Mandatory field, if neither field :M61:nor field :M63: are present</p> <p>RULE: If this field is present, neither field :M61: nor field :M63: may be present</p>
:M63:	Deferred Payment / Acceptance amount (indefinite date)	3!a15d	C	<p>DEFN: This field specifies the currency and amount of a deferred payment or acceptance with an indefinite date</p> <p>RULE: The currency must be specified in ISO-format and the amount may have a maximum of 3 digits following the comma. The integer part of the amount is separated by a decimal comma</p> <p>RULE: Mandatory field, if neither field :M61:nor field :M62: are present</p> <p>RULE: If this field is present, neither field :M61: nor field :M62: may be present</p> <p>NOTE: If this field is used, the advice of the maturity date will be done with the message type MT 775 = Advice of Maturity</p>

DFÜ Agreement

Appendix 3: Specification of Data Formats

Tag	Field Name	Format	Status	Definition / Content / Additional Usage Rules/Guidelines
:M93:	Discrepancy indicator	1!c	M	<p>DEFN: This field specifies whether the documents presented are discrepant or not</p> <p>CODE:</p> <p>0 = without discrepancies</p> <p>1 = with internal discrepancies</p> <p>2 = with external discrepancies</p> <p>3 = against payment authorization</p> <p>4 = on collection basis – documents sent</p> <p>5 = on collection basis – documents not sent yet</p> <p>NOTE: for options 2,3,4 or 5 internal discrepancies could exist as well</p>
:M48:	Internal discrepancies	50*65z	O	DEFN: This field specifies the internal discrepancies
:M49:	External discrepancies	50*65z	O	DEFN: This field specifies the external discrepancies
:M21:	Discrepancies agreed upon with	1*35z	O	DEFN: This field specifies with whom the discrepancies have been agreed upon
:M94:	Liability indicator	1!c	M	<p>DEFN: This field specifies the commitment / liability</p> <p>CODE:</p> <p>A = acceptance with obligation to pay</p> <p>B = acceptance without obligation to pay</p> <p>D = Deferred Payment with obligation to pay</p> <p>E = Deferred Payment without obligation to pay</p> <p>S = Sight Payment with obligation to pay</p> <p>T = Sight Payment without obligation to pay</p>
-	End of record level	1!c	M	<p>DEFN: This field indicates the end of the record level.</p> <p>RULE: Field content is always a Hyphen (X'2D')</p> <p>Code as per ISO 8859</p>

DFÜ Agreement

Appendix 3: Specification of Data Formats

5.7.2 Advice of Maturity MT 775

Tag	Field Name	Format	Status	Definition / Content / Additional Usage Rules/Guidelines
:MT:	MT - Type	3!c	M	DEFN: This field specifies the message type RULE: Field content is always 775 RULE: A separate message must be created for each maturity
:M13:	SWIFT BIC Advising Bank	4!a2!a2!c[3!c] (BIC)	O	DEFN: This field specifies the SWIFT BIC of the Advising bank RULE: Indication of SWIFT-BIC 8 or SWIFT-BIC 11 NOTE: This field contains the name of the bank to which the documents have been presented for settlement (usually the Advising Bank). If however, the beneficiary of the documentary credit <u>does not present</u> the documents to the Advising bank for settlement, this field indicates the settlement bank and not the formerly Advising Bank). The contents may differ from the original DTAEA
:M14:	Address of Advising Bank	4*35x	M	DEFN: Name and address of the Advising Bank NOTE: see also notes for field :M13:
:M04:	Reference number of Advising Bank	16x	M	DEFN: This field specifies the reference number of the Advising Bank NOTE: see also notes for field :M13:
:M05:	Additional reference number of Advising Bank	16x	O	DEFN: This field specifies – if applicable – the additional reference number of the Advising Bank for the settlement of documents NOTE: see also notes for field :M13:
:M12:	Contact data of financial institution	4*35z (Narrative)	M	DEFN: This field specifies the contact data of the financial institution
:M41:	Remarks of the Advising Bank	100*65z	O	DEFN: This field specifies remarks of the Advising Bank NOTE: see also notes for field :M13:
Tag	Field Name	Format	Status	Definition / Content / Additional Usage Rules/Guidelines
:M02:	Documentary Credit Number	16x	M	DEFN: This field specifies the documentary credit number of the Issuing Bank

DFÜ Agreement

Appendix 3: Specification of Data Formats

:M01:	Reference number of the customer	16x	M	DEFN: This field specifies the reference number of the customer
:M83:	Date of presentation of documents	8!n	M	DEFN: This field specifies the date of presentation of documents RULE: Format: YYYYMMDD
:M60:	Total amount of utilization	3!a15d	M	DEFN: This field specifies the currency and amount of the utilization RULE: The currency must be specified in ISO-format and the amount may have a maximum of 3 digits following the comma. The integer part of the amount is separated by a decimal comma.
:M62:	Deferred Payment / Acceptance amount (definite date)	8!n3!a15d	M	DEFN: This field specifies the maturity date of the deferred payment or acceptance as well as the currency and amount of the deferred payment or acceptance RULE: Format: YYYYMMDD RULE: The currency must be specified in ISO-format and the amount may have a maximum of 3 digits following the comma. The integer part of the amount is separated by a decimal comma
:M94:	Liability indicator	1!c	M	DEFN: This field specifies the commitment / liability CODE: A = acceptance with obligation to pay B = acceptance without obligation to pay D = Deferred Payment with obligation to pay E = Deferred Payment without obligation to pay S = Sight Payment with obligation to pay T = Sight Payment without obligation to pay
-	End of record level	1!c	M	DEFN: This field indicates the end of the record level. RULE: Field content is always a Hyphen (X'2D') Code as per ISO 8859

DFÜ Agreement

Appendix 3: Specification of Data Formats

5.7.3 Advice of Settlement MT 780

Tag	Field Name	Format	Status	Definition / Content / Additional Usage Rules/Guidelines
:MT:	MT - Type	3!c	M	DEFN: This field specifies the message type RULE: Field content is always 780
:M13:	SWIFT BIC Advising Bank	4!a2!a2!c[3!c] (BIC)	O	DEFN: This field specifies the SWIFT BIC of the Advising bank RULE: Indication of SWIFT-BIC 8 or SWIFT-BIC 11 NOTE: This field contains the name of the bank to which the documents have been presented for settlement (usually the Advising Bank). If however, the beneficiary of the documentary credit <u>does not present</u> the documents to the Advising bank for settlement, this field indicates the settlement bank and not the formerly Advising Bank). The contents may differ from the original DTAEA
:M14:	Address of Advising Bank	4*35x	M	DEFN: Name and address of the Advising Bank NOTE: see also notes for field :M13:
:M04:	Reference number of Advising Bank	16x	M	DEFN: This field specifies the reference number of the Advising Bank NOTE: see also notes for field :M13:
:M05:	Additional reference number of Advising Bank	16x	O	DEFN: This field specifies – if applicable – the additional reference number of the Advising Bank for the settlement of documents NOTE: see also notes for field :M13:
:M12:	Contact data of financial institution	4*35z (Narrative)	M	DEFN: This field specifies the contact data of the financial institution
:M41:	Remarks of the Advising Bank	100*65z	O	DEFN: This field specifies remarks of the Advising Bank NOTE: see also notes for field :M13:
:M02:	Documentary Credit Number	16x	M	DEFN: This field specifies the documentary credit number of the Issuing Bank
:M01:	Reference number of the customer	16x	M	DEFN: This field specifies the reference number of the customer
Tag	Field Name	Format	Status	Definition / Content / Additional Usage Rules/Guidelines
:M83:	Date of presentation of documents	8!n	M	DEFN: This field specifies the date of presentation of documents RULE: Format: YYYYMMDD

DFÜ Agreement

Appendix 3: Specification of Data Formats

:M60:	Total amount of utilization	3!a15d	M	DEFN: This field specifies the currency and amount of the utilization RULE: The currency must be specified in ISO-format and the amount may have a maximum of 3 digits following the comma. The integer part of the amount is separated by a decimal comma.
:M64:	Settlement amount	3!a15d	M	DEFN: This field specifies the currency and the settlement amount. The settlement amount refers only to the amount effectively settled and not for example to the documents amount RULE: The currency must be specified in ISO-format and the amount may have a maximum of 3 digits following the comma. The integer part of the amount is separated by a decimal comma
:M66:	Total amount of foreign charges	3!a15d	O	DEFN: This field specifies the currency and the total amount of foreign charges RULE: The currency must be specified in ISO-format and the amount may have a maximum of 3 digits following the comma. The integer part of the amount is separated by a decimal comma.
:M69:	Less agent's commission	3!a15d	O	DEFN: This field specifies the currency and amount of the agent's commission RULE: The currency must be specified in ISO-format and the amount may have a maximum of 3 digits following the comma. The integer part of the amount is separated by a decimal comma.
:M71:	Less assigned / transferred amount	3!a15d	O	DEFN: This field specifies the currency and the assigned / transferred amount RULE: The currency must be specified in ISO-format and the amount may have a maximum of 3 digits following the comma. The integer part of the amount is separated by a decimal comma.

Tag	Field Name	Format	Status	Definition / Content / Additional Usage Rules/Guidelines
:M50:	Commissions and charges	100*35z (Narrative) or /8a/1!a/[3!a15d][Narrative]	O	DEFN: This field specifies the commissions and charges CODE for Type: /ACCPYCOM/ = Acceptance commission /ADVCOM/ = Advising commission

DFÜ Agreement

Appendix 3: Specification of Data Formats

(Type)(Bank)(Currency)	/AMNDCOM/	= Amendment commission
(Amount)(Narrative)	/CANCCOM/	= Cancellation commission
	/CMTCOM/	= Commitment commission
	/COMFEE/	= Irrevocable commission
	/COMM/	= Commission
	/CONFCOM/	= Confirmation charges
	/CORCOM/	= Charges of the correspondent
	/COUR/	= Courier charges
	/CTAGE/	= Conversion charges
	/DEFCOM/	= Deferred Payment commission
	/DSCRPCOM/	= Discrepancies Fee
	/FORFAIT/	= Forfeiting costs
	/FREE/	= Delivery free of payment
	/HANDLCOM/	= Handling commission
	/INTEREST/	= Interest
	/INSUR/	= Insurance premium
	/ISSCOM/	= Issuing commission
	/MISC/	= other charges
	/NEGCOM/	= Negotiation charges
	/NOTFCOM/	= Notification charges
	/OBSER/	= Observation commission
	/PAYCOM/	= Payment commission
	/POST/	= Postage
	/PREADCOM/	= Pre-advice commission
	/PURCH/	= Purchase charges
	/RELCOM/	= Release commission
	/REMB/	= Reimbursing commission
	/SWIFT/	= SWIFT charges
	/TELECHAR/	= Telecommunication charges
	/TRANSCOM/	= Transfer commission
	/TAX/	= Tax

Tag	Field Name	Format	Status	Definition / Content / Additional Usage Rules/Guidelines
				CODE for Bank:
				B = Commission and charges of the Issuing Bank
				O = Commission and charges of the foreign bank
				RULE: only one code per line is allowed

DFÜ Agreement

Appendix 3: Specification of Data Formats

:M72:	Credit amount	3!a15d	M	DEFN: This field specifies the currency and amount credited RULE: The currency must be specified in ISO-format and the amount may have a maximum of 3 digits following the comma. The integer part of the amount is separated by a decimal comma.
:M95:	Rate	12d	O	DEFN: This field specifies the currency rate RULE: The integer part of the amount is separated by a decimal comma.
:M68:	EURO - Equivalent	3!a15d	O	DEFN: This field specifies the currency and the EURO equivalent amount RULE: The currency must be specified in ISO-format and the amount may have a maximum of 3 digits following the comma. The integer part of the amount is separated by a decimal comma.
:M34:	ISO- currency code of the account for credit entry	3!a (Code)	O	DEFN: This field specifies the ISO currency code of the account for credit entry
:M35:	Account (IBAN-Format) for credit entry	35x	O	DEFN: This field specifies the account number in the IBAN format for credit entry
:57a:	Settlement Bank	A [/1!a]/[34x] (Party ID) 4!a2!a2!c[3!c] (BIC) D [/1!a]/[34x] (Party ID) 4*35x (Name&Address)	O	DEFN: This field specifies the bank of the beneficiary to which the amount should be credited RULE: Subfield 1 is always to be used with the account number RULE: If Option A is used, than Subfield 1 must indicate the SWIFT BIC 8 or BIC 11 of the bank
:M84:	Value date	8!n	M	DEFN: This field specifies the value date RULE: Format: YYYYMMDD

Tag	Field Name	Format	Status	Definition / Content / Additional Usage Rules/Guidelines
:M70:	Total amount of commission and charges	3!a15d	O	DEFN: This field specifies the total amount of commission and charges RULE: The currency must be specified in ISO-format and the amount may have a maximum of 3 digits following the comma. The integer part of the amount is separated by a decimal comma.

DFÜ Agreement

Appendix 3: Specification of Data Formats

:M32:	ISO-currency code for the account for debiting the charges	3!a (Code)	O	DEFN: This field specifies the ISO currency code of the account for debiting the charges
:M33:	Account (IBAN-Format) for charges	35x	O	DEFN: This field specifies the account number in the IBAN format for debiting the charges NOTE: In case that the charges are not debited to an account maintained with the advising bank (e.g. settlement due to cover payment), field :M41: „Remarks of the Advising Bank“ may be used to specify any further details
:M97:	Payment under reserve indicator	1!c	M	DEFN: This field specifies whether payment is under reserve CODE: 0 = without reserve 1 = payment under reserve
-	End of record level	1!c	M	DEFN: This field indicates the end of the record level. RULE: Field content is always a Hyphen (X'2D') Code as per ISO 8859

DFÜ Agreement

Appendix 3: Specification of Data Formats

5.7.4 Advice of Charges MT 785

Tag	Field Name	Format	Status	Definition / Content / Additional Usage Rules/Guidelines
:MT:	MT – Type	3!c	M	DEFN: This field specifies the message type RULE: Field content is always 785
:M13:	SWIFT BIC Advising Bank	4!a2!a2!c[3!c] (BIC)	O	DEFN: This field specifies the SWIFT BIC of the Advising bank RULE: Indication of SWIFT-BIC 8 or SWIFT-BIC 11 NOTE: This field contains the name of the bank to which the documents have been presented for settlement (usually the Advising Bank). If however, the beneficiary of the documentary credit <u>does not present</u> the documents to the Advising bank for settlement, this field indicates the settlement bank and not the formerly Advising Bank). The contents may differ from the original DTAEA
:M14:	Address of Advising Bank	4*35x	M	DEFN: Name and address of the Advising Bank NOTE: see also notes for field :M13:
:M04:	Reference number of Advising Bank	16x	M	DEFN: This field specifies the reference number of the Advising Bank NOTE: see also notes for field :M13:
:M05:	Additional reference number of Advising Bank	16x	O	DEFN: This field specifies – if applicable – the additional reference number of the Advising Bank for the settlement of documents NOTE: see also notes for field :M13:
:M12:	Contact data of financial institution	4*35z (Narrative)	M	DEFN: This field specifies the contact data of the financial institution
:M41:	Remarks of the Advising Bank	100*65z	O	DEFN: This field specifies remarks of the Advising Bank NOTE: see also notes for field :M13:
:M02:	Documentary Credit Number	16x	M	DEFN: This field specifies the documentary credit number of the Issuing Bank
:M01:	Reference number of the customer	16x	M	DEFN: This field specifies the reference number of the customer
:M66:	Total amount of foreign charges	3!a15d	O	DEFN: This field specifies the currency and the total amount of foreign charges RULE: The currency must be specified in ISO-format and the amount may have a maximum of 3 digits following the comma. The integer part of the amount is separated by a decimal comma.
Tag	Field Name	Format	Status	Definition / Content / Additional Usage Rules/Guidelines

DFÜ Agreement

Appendix 3: Specification of Data Formats

:M50:	Commissions and charges	100*35z (Narrative) or /8a/1!a/[3!a15d][Narrative] (Type)(Bank)(Currency) (Amount)(Narrative)	O	DEFN: This field specifies the commissions and charges CODE for Type: /ACCP/COM/ = Acceptance commission /ADVCOM/ = Advising commission /AMNDCOM/ = Amendment commission /CANCCOM/ = Cancellation commission /CMTCOM/ = Commitment commission /COMFEE/ = Irrevocable commission /COMM/ = Commission /CONF/COM/ = Confirmation charges /CORCOM/ = Charges of the correspondent /COUR/ = Courier charges /CTAGE/ = Conversion charges /DEF/COM/ = Deferred Payment commission /DSCR/PCOM/ = Discrepancies Fee /FOR/FAIT/ = Forfeiting costs /FREE/ = Delivery free of payment /HAND/COM/ = Handling commission /INTEREST/ = Interest /INSUR/ = Insurance premium /ISSCOM/ = Issuing commission /MISC/ = other charges /NEGCOM/ = Negotiation charges /NOT/COM/ = Notification charges /OBSER/ = Observation commission /PAYCOM/ = Payment commission /POST/ = Postage /PREADCOM/ = Pre-advice commission /PURCH/ = Purchase charges /RELCOM/ = Release commission /REMB/ = Reimbursing commission /SWIFT/ = SWIFT charges /TELECHAR/ = Telecommunication charges /TRANSCOM/ = Transfer commission /TAX/ = Tax
Tag	Field Name	Format	Status	Definition / Content / Additional Usage Rules/Guidelines

DFÜ Agreement

Appendix 3: Specification of Data Formats

				CODE for Bank: B = Commission and charges of the Issuing Bank O = Commission and charges of the foreign bank RULE: only one code per line is allowed
:M95:	Rate	12d	O	DEFN: This field specifies the currency rate RULE: The integer part of the amount is separated by a decimal comma.
:M68:	EURO - Equivalent	3!a15d	O	DEFN: This field specifies the currency and the EURO equivalent amount RULE: The currency must be specified in ISO-format and the amount may have a maximum of 3 digits following the comma. The integer part of the amount is separated by a decimal comma.
:M84:	Value date	8!n	M	DEFN: This field specifies the value date RULE: Format: YYYYMMDD
:M70:	Total amount of commission and charges	3!a15d	M	DEFN: This field specifies the total amount of commission and charges RULE: The currency must be specified in ISO-format and the amount may have a maximum of 3 digits following the comma. The integer part of the amount is separated by a decimal comma.
:M32:	ISO-currency code for the account for debiting the charges	3!a (Code)	O	DEFN: This field specifies the ISO currency code of the account for debiting the charges
:M33:	Account (IBAN-Format) for charges	35x	O	DEFN: This field specifies the account number in the IBAN format for debiting the charges NOTE: In case that the charges are not debited to an account maintained with the advising bank (e.g. settlement due to cover payment), field :M41: „Remarks of the Advising Bank“ may be used to specify any further details
-	End of record level	1!c	M	DEFN: This field indicates the end of the record level. RULE: Field content is always a Hyphen (X'2D') Code as per ISO 8859

5.8 DTAEAR Export Documentary Credit consecutive messages (Customer to Bank)

DFÜ Agreement

Appendix 3: Specification of Data Formats

5.8.1 Acceptance / Refusal of Documentary Credit Amendment MT 735

Tag	Field Name	Format	Status	Definition / Content / Additional Usage Rules/Guidelines
:MT:	MT – Type	3!c	M	DEFN: This field specifies the message type RULE: Field content is always 735
:M01:	Reference number of the customer	16x	M	DEFN: This field specifies the reference number of the customer
:M11:	Contact data customer	4*35z (Narrative)	O	DEFN: This field specifies the contact data of the customer
:M04:	Reference number of Advising Bank	16x	M	DEFN: This field specifies the reference number of the Advising Bank
:M02:	Documentary Credit Number	16x	M	DEFN: This field specifies the documentary credit number of the Issuing Bank
:26E:	Number of amendment	3n	M	DEFN: This field specifies the amendment number
:30:	Date of amendment	6!n	M	DEFN: This field specifies the amendment date RULE: Format: YYMMDD
:22M:	Acceptance/Refusal indicator	4!c	M	DEFN: This specifies whether the beneficiary accepts or refuses the amendment CODE: ACCP = amendment accepted REFU = amendment refused
:M44:	Other Customer to Bank Information	6*35z	C	DEFN: This field specifies other customer to bank information RULE: May only be presented, if field :22M: contains code “REFU”
-	End of record level	1!c	M	DEFN: This field indicates the end of the record level. RULE: Field content is always a Hyphen (X'2D') Code as per ISO 8859

5.8.2 Enhanced Free Format Message MT 759

DFÜ Agreement

Appendix 3: Specification of Data Formats

Tag	Field Name	Format	Status	Definition / Content / Additional Usage Rules/Guidelines
:MT:	MT – Type	3!c	M	DEFN: This field specifies the message type RULE: Field content is always 759
:M01:	Reference number of the customer	16x	M	DEFN: This field specifies the reference number of the customer
:M11:	Contact data customer	4*35z (Narrative)	O	DEFN: This field specifies the contact data of the customer
:M04:	Reference number of Advising Bank	16x	M	DEFN: This field specifies the reference number of the Advising Bank
:M02:	Documentary Credit Number	16x	M	DEFN: This field specifies the documentary credit number of the Issuing Bank
:23H:	Message function	8!c	O	DEFN: This field specifies the function of the message CODE: DTABESTA = Request for confirmation DTAFINAN = Request for financing DTASTATU = Status Inquiry GENINFAD = General Information OTHERFNC = other request
:45D:	Narrative	400*65z	M	DEFN: This field contains any free text information
-	End of record level	1!c	M	DEFN: This field indicates the end of the record level. RULE: Field content is always a Hyphen (X'2D') Code as per ISO 8859

6 Guarantees

6.1 General introduction and overview

The Guarantee messages defined in this chapter are to be meant for usage of Foreign Guarantees as well as Domestic Guarantees transactions.

Wherever, the term Guarantee appears in this document it should be understood as a synonym for:

- DEMAND GUARANTEE
- SURETY
- SURETY PAYABLE ON FIRST DEMAND
- STANDBY LETTER OF CREDIT

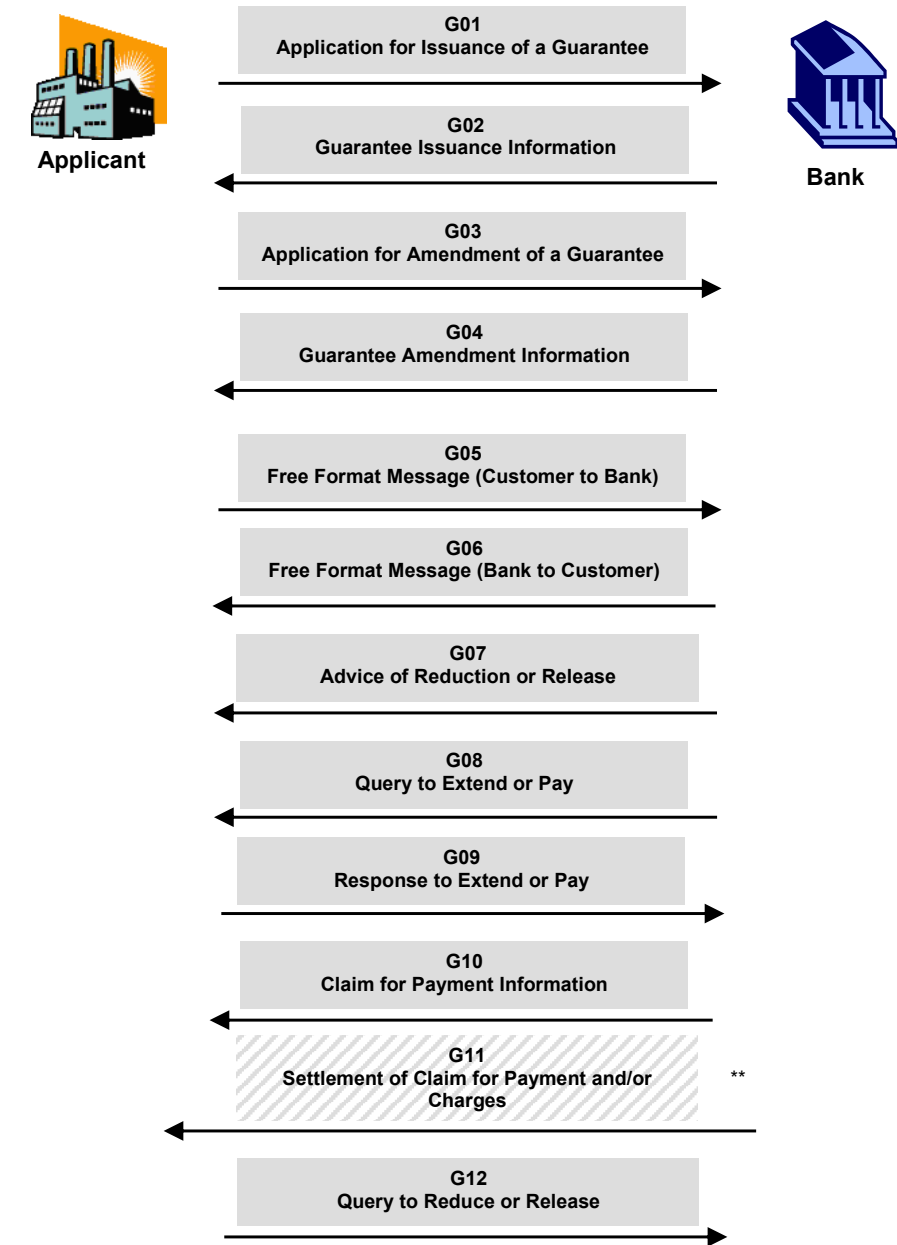
The structure and the content of the guarantee messages is partly aligned to the SWIFT Bank-to-Bank messages in category 7 as well as the international SWIFT SCORE MT 798 messages for the communication among customers and banks.

In the guarantee messages different characters sets will be used (X – characters set and Z – character set). However, the Z – character set will only be used in designated fields.

The following messages do have a different structure up to 3 parts resp. sequences.

- G01 "Application for Issuance of a Guarantee"
- G02 "Guarantee Issuance Information"
- G03 "Application for Amendment of a Guarantee"
- G04 "Guarantee Amendment Information"

6.1.1 Message overview for Guarantees on behalf of a customer



** This message is still in development.

DFÜ Agreement

Appendix 3: Specification of Data Formats

6.1.2 Message overview for Guarantees in favor of a customer

Order Type	BTF-Parameter	Communication Direction ⁵¹	Text	Format
GUK	GUA/DE//guk/	U	Send Guarantee Messages	G01, G03 and G05
GUB	GUA/DE//gub/	D	Download Guarantee Messages	G02, G04, G06 and G07
GFK	GUA/DE//gfk/	U	Send Guarantee Consecutive Messages	G09 and G12
GFB	GUA/DE//gfb/	D	Download Guarantee Consecutive Messages	G08, G10 and G11

⁵¹ U = Upload, D = Download

6.1.3 Overview of EBICS Order Types for Guarantees

LEGEND		
Status	M	Mandatory
	O	Optional
	C	Conditional
Usage Details	DEFN	Definition
	RULE	Usage Rule. Must be adhered to.
	GUID	Usage Guidance. Recommended practice.
	CODES	Applicable Code Values
	NOTE	Remark
Format	a	alphabetic, capital letters (A through Z), upper case only
	C	alpha-numeric capital letters (upper case) and digits only
	n	numeric, digits (0 through 9) only
	X	SWIFT X set: A to Z a to z 0 to 9 / Slash - Hyphen ? Question mark : Colon (Left parenthesis) Right parenthesis . Full stop , Comma ' Apostrophe + Plus sign Space
	Z	SWIFT Z character set: (equal to SWIFT X character set), but additional: ; Semicolon ! Exclamation mark " Quotation mark % Percentage & Ampersand * Asterisk < Less than > Greater than { Opening curly bracket = Equal @ AT-sign # Pound (hash) _ Low line (underscore)
	!	Fixed length
	D	decimals, including decimal comma ',' preceding the fractional part. The fractional part may be missing, but the decimal comma must always be present.

All fields, including end of record level, are concluded with <CR><LF> (X'0D0A').
The special German characters Ä, ä, Ö, ö, Ü, ü are encoded as AE, ae, OE, oe, UE, ue and ß as ss.
The SWIFT syntax rules applies (e.g. no colon or dash at the beginning of each line is allowed, etc.).

6.1.4 File Structure Overview

File Header A

Tag	Field Name	Format	Status	Definition / Content / Additional Usage Rules/Guidelines
:A1:	Identifier of the File Header	3!c (Code)	M	DEFN: This field indicates the order type. CODES: GUK = Send Guarantee Messages GUB = Download Guarantee Messages GFK = Send Guarantee Consecutive Messages GFB = Download Guarantee Consecutive Messages
:A2:	German Bank Code or SWIFT BIC	11x	M	DEFN: This field specifies the German Bank Code (i.e. Bankleitzahl) or SWIFT-BIC of the receiving or sending bank.
:A3:	Customer Number	23x	M	DEFN: This field specifies the customer number as agreed with the receiving or sending bank (e.g. account number).
:A4:	Customer Data	4*35x (Narrative)	M	DEFN: This field indicates complementary data to field :A3: GUID: The following order is recommended: Line 1 and 2: name Line 3: street / post office box Line 4: city
:A5:	File Creation Date Time	8!n4!n (Date) (Time)	M	DEFN: This field specifies the file creation date and time. RULE: The required format is YYYYMMDDHHMM
-	End of record level	1!c	M	DEFN: This field indicates the end of the record level. RULE: Field content is always Hyphen (X'2D'). Code as per ISO 8859.

DFÜ Agreement

Appendix 3: Specification of Data Formats

File Trailer Z

Tag	Field Name	Format	Status	Definition / Content / Additional Usage Rules/Guidelines
:Z1:	Identifier of the File Trailer	1!c (Code)	M	DEFN: This field indicates the file trailer. RULE: Field content is always Z.
-	End of record level	1!c	M	DEFN: This field indicates the end of the record level. RULE: Field content is always Hyphen (X'2D'). Code as per ISO 8859.

DFÜ Agreement

Appendix 3: Specification of Data Formats

File Structure

Number of occurrences in logical file	Element (each with end of record level)
1	File Header A, e.g. GUK = Send Guarantee Messages
1	Guarantee message, e.g. G01 = Application for Issuance of a Guarantee
1	File Trailer Z

One file may only contain one guarantee message, i.e. no bulk messages are allowed.


6.2 Application for Issuance of a Guarantee G01

6.2.1 Message Scope and Message Flow

An “Application for Issuance of a Guarantee” message is send by the Applicant to the Bank, to request this bank to issue a guarantee on behalf of the Applicant and in favor of the Beneficiary (i.e. direct guarantee).

If applicable, the Applicant can instruct the bank that a direct guarantee, for identification and transmission purposes, is to be advised to the Beneficiary via a third-party bank (i.e. Advising Bank), normally in the beneficiary's country of domicile.

It could also be used to instruct the bank to issue a request to a Correspondent Bank to issue a guarantee in favor of the Beneficiary in return for its counter-liability/counter-guarantee (i.e. indirect guarantee).



The structure of the message consists of 3 parts resp. Sequences:

Sequence A General Data	MANDATORY	Contains general data such as for example customer reference and message function
Sequence B Details of Guarantee - direct	CONDITIONAL	Depending on the function of the message (e.g. Application to issue a direct guarantee) this part resp. sequence of the message contains all details of the requested direct guarantee
Sequence C Details of guarantee- indirect	CONDITIONAL	Depending on the function of the message (e.g. Application to issue an indirect guarantee in return for a counter-liability/counter-guarantee) this part resp. sequence contains all details of the requested local guarantee for a correspondent bank

A G01 message always consists of 2 sequences: **Sequence A and Sequence B** for a direct guarantee or **Sequence A and Sequence C** for an indirect guarantee.

DFÜ Agreement

Appendix 3: Specification of Data Formats

6.2.2 Message Format Specification

Tag	Field Name	Format	Status	Definition / Content / Additional Usage Rules/Guidelines
:MT:	Message Type	3!c	M	DEFN: This field specifies the Message Type. RULE: Field content is always G01.
Sequence A – General Information			M	
:15A:	New Sequence		M	DEFN: The field specifies the beginning of sequence A RULE: This field is always empty.
:21A:	Customer Reference Number	16x	M	DEFN: This field specifies the reference number which has been assigned by the customer.
:22A:	Message function	4!c (Code)	M	DEFN: This field specifies the function of the message. CODES: ISSU = Application for issuance of a direct guarantee ISAW = Application for issuance of a direct guarantee advised through a correspondent bank – at your discretion ISAB = Application for issuance of a direct guarantee advised through a specified correspondent bank – if possible ISCO = Application for issuance of an indirect guarantee in return of a counter-guarantee
:M36:	ISO- currency code of the account for guarantee liability	3!a (Code)	O	DEFN: This field specifies the ISO currency code of the account for debiting the guarantee liability
:M37:	Account (IBAN-Format) for guarantee liability	35x	O	DEFN: This field specifies the account number in the IBAN format for debiting the guarantee liability
:M32:	ISO-currency code for the account for debiting the charges	3!a (Code)	O	DEFN: This field specifies the ISO currency code of the account for debiting the charges

DFÜ Agreement

Appendix 3: Specification of Data Formats

Tag	Field Name	Format	Status	Definition / Content / Additional Usage Rules/Guidelines
:M33:	Account (IBAN-Format) for charges	35x	O	DEFN: This field specifies the account number in the IBAN format for debiting the charges
:M51:	Cover payment	6*35z (Narrative)	O	DEFN: This field specifies information regarding the cover payment of the applicant
:49Z:	Special agreements	50*65z (Narrative)	O	DEFN: This field indicates any special agreements between the customer and the bank for the specified guarantee. Example: "Our Advance Payment Guarantee contains – despite our advice – no terms of effectiveness. Therefore, in case of a demand made, we will assume that the advance payment has been made and the guarantee is in force."
:M11:	Contact data customer	4*35z (Narrative)	O	DEFN: This field specifies the contact data of the customer (Applicant)
:72Z:	Corporate to Bank Information	6*35z (Narrative)	O	DEFN: This field contains additional information from the corporate (Applicant) to the bank (Receiver of the message). Example: "We refer to our todays phone conversation with Mrs./Mr."
End of Sequence A – General Information				

DFÜ Agreement

Appendix 3: Specification of Data Formats

Tag	Field Name	Format	Status	Definition / Content / Additional Usage Rules/Guidelines
Sequence B – Details of Guarantee – direct			C	RULE: Sequence B may only be and must be present, if field :22A: Message Function consist of the code ,ISSU', or ,ISAW' or ,ISAB'
:15B:	New Sequence		M	DEFN: The field specifies the beginning of sequence B RULE: This field is always empty.
:20:	Guarantee Number	16x	O	DEFN: This field specifies the reference number which has been assigned by the bank to the transaction. RULE: If available this field must specify a guarantee number, pre-assigned by the bank.
:22D:	Kind of Guarantee	4!c (Code)	M	DEFN: This field specifies the kind of the guarantee. CODES: DGAR = DEMAND GUARANTEE STBY = STANDBY LETTER OF CREDIT SPDM = SURETY PAYABLE ON FIRST DEMAND SURT = SURETY
:22K:	Type of Guarantee	4!c[/35x] (Code) (Narrative)	M	DEFN: This field specifies the type of the guarantee. CODES: TEND = TENDER GUARANTEE APAY = ADVANCE PAYMENT GUARANTEE WARR = WARRANTY/MAINTENANCE GUARANTEE PERF = PERFORMANCE GUARANTEE PAYM = PAYMENT GUARANTEE BILL = BILL OF LADING GUARANTEE LEAS = LEASE GUARANTEE CUST = CUSTOMS GUARANTEE OTHR = other guarantee type, defined in sub-field Narrative RULE: The narrative may only be used in combination with 'OTHR' to specify in free text form the type of guarantee.

DFÜ Agreement

Appendix 3: Specification of Data Formats

Tag	Field Name	Format	Status	Definition / Content / Additional Usage Rules/Guidelines
:40C:	Applicable Rules	4!a[/35x] (Code)(Narrative)	M	<p>DEFN: This field specifies the rules the guarantee is subject to, in its latest applicable version.</p> <p>CODES:</p> <p>NONE = not subject to any rules</p> <p>URDG = subject to ICC Uniform Rules for Demand Guarantees</p> <p>ISPR = subject to International Standby Practices</p> <p>UCPR = subject to ICC Uniform Customs and Practice for Documentary Credits (UCP)</p> <p>OTHR = subject to another set of rules, be specified in narrative (2nd subfield)</p> <p>RULE: The narrative may only be used in combination with 'OTHR' to specify in free text form the applicable rule.</p>
:23B:	Validity Type	4!c (Code)	M	<p>DEFN: This field specifies the validity of the guarantee</p> <p>CODES:</p> <p>COND = EXPIRY CONDITION (incl. the option Expiry Date)</p> <p>FIXD = LIMITED (with or without automatic extension)</p> <p>OPEN = UNLIMITED</p>
:31E:	Validity Expiry Date	6!n (Date)	C	<p>DEFN: This field specifies the expiry date of the guarantee.</p> <p>RULE: This field must be present if field :23B: contains code FIXD.</p> <p>RULE: This field may only be present, if field :23B: contains code COND</p> <p>RULE: This field must not be present, if field :23B: contains code OPEN</p> <p>RULE: The required format is: YYMMDD</p>
:M89:	Approximate Expiry Date	6!n (Date)	C	<p>DEFN: This field specifies the approximate expiry date of the guarantee (unlimited validity), i.e. the economic maturity as per the underlying transaction.</p> <p>RULE: This field may only be present if field :23B: contains code OPEN.</p> <p>RULE: The required format is: YYMMDD</p>

DFÜ Agreement

Appendix 3: Specification of Data Formats

Tag	Field Name	Format	Status	Definition / Content / Additional Usage Rules/Guidelines
:35G:	Expiry Condition / Event	12*65x (Narrative)	C	DEFN: This field specifies conditions or events for the expiry of the guarantee in free text form (e.g. 180 days after presentation of a specific document) RULE: This field must be present, if field :23B: contains the code COND
:50:	Applicant	4*35x (Name & Address)	M	DEFN: This field specifies the Applicant for the guarantee, i.e. the party to be mentioned in the guarantee. In general this is also the party to be considered by the issuing bank to be the debtor/obligor.
:51:	Obligor	4*35x (Name & Address)	M	DEFN: This field specifies the party obligated to reimburse the Issuing Bank (if different to the Applicant specified in field 50).
:12E:	Indicator of Alternative Beneficial Owner	4!c (Code)	M	DEFN: This field indicates whether the Applicant/Obligor is acting on its own behalf or for account of a Third Party. CODES OWNB = ON OWN BEHALF ACTP = FOR ACCOUNT OF THIRD PARTY
:M22:	Alternative Beneficial Owner	4*35x (Name & Address)	C	DEFN: This field specifies the alternative beneficial owner, in case the Applicant/Obligor acts for account of a third party RULE: Mandatory, if field :12E: contains the code ACTP
:59:	Beneficiary	[/34x] (Account 4*35x (Name & Address)	M	DEFN: This field specifies the party in favor of which the guarantee is being issued.
:56a:	Advising Bank	A [/1!a]/[34x] (Party Identifier) 4!a2!a2!c[3!c] (Identifier Code) D [/1!a]/[34x] (Party Identifier) 4*35x (Name & Address)	C	DEFN: This field specifies the advising bank. RULE: When specified in option A, the identifier code must be the SWIFT BIC 8 or BIC 11 for the bank. RULE: This field may only be used when field 22A consists of the code 'ISAB'

DFÜ Agreement

Appendix 3: Specification of Data Formats

Tag	Field Name	Format	Status	Definition / Content / Additional Usage Rules/Guidelines
:32B::	Guarantee Amount	3!a15d (Currency)(Amount)	M	DEFN: This field specifies the currency code amount of the guarantee.
:39F:	Supplementary Amounts Information	12*65z (Narrative) or special format- according to REGL	O	<p>DEFN: This field specifies any supplementary amounts covered by the guarantee in free text form, such as interest and/or costs, if necessary additionally by means of a code)</p> <p>CODE:</p> <p>INTR interest</p> <p>TOLR plus/minus tolerance in 2n/2n format</p> <p>INFO specific information on the guarantee amount in field :32B:</p> <p>ADAM additional amounts not included in the guarantee amount in field:32B:</p> <p>are included</p> <p>REGL:</p> <p>line 1</p> <p>/4!a/ [additional information] code) (narrative)</p> <p>line 2 – 12</p> <p>/4!a/ [additional information] code) (narrative)</p> <p>or</p> <p>[// continued supplementary information] or (narrative)</p>
:41a:	Available with ... by ...	<p>F 4!a2!a2!c[3!c] (Identifier Code)</p> <p>G 4*35x (Name&Address)</p>	C	<p>DEFN: This field specifies with which bank or where the Standby Letter of Credit is available</p> <p>RULE: This field may only be present, if field :22D: contains the code STBY</p> <p>RULE: If Option F is used, than Subfield 1 must indicate the SWIFT BIC 8 or BIC 11 of the bank</p>
:71D:	Charges	6*35z (Narrative)	C	<p>DEFN: This field specifies the allocation of charges of the guarantee.</p> <p>RULE: This field may only be present, if field 22D contains the code STBY</p>
:12H:	Wording of Guarantee	4!c[/35x] (Code) (Narrative)	M	<p>DEFN: This field specifies the type of wording of the guarantee.</p> <p>CODES:</p> <p>STND = STANDARD WORDING OF ISSUING BANK</p> <p>INDI = INDIVIDUAL GUARANTEE WORDING</p> <p>OTHR = OTHER GUARANTEE STANDARD WORDING</p>

DFÜ Agreement

Appendix 3: Specification of Data Formats

	<p>RULE: If this field consists of the code INDI, field 77U must be used to specify the wording of the guarantee.</p> <p>RULE: If this field consists of the code OTHR, the narrative in subfield 2 must specify the other standard wording (e.g. EFB-Sich1, etc.)</p> <p>NOTE: The code OTHR may also be used, to indicate a “pseudo standard wording” agreed among customer and bank</p>
--	--

DFÜ Agreement

Appendix 3: Specification of Data Formats

Tag	Field Name	Format	Status	Definition / Content / Additional Usage Rules/Guidelines
:22B:	Special Terms	4!c (Code)	C	<p>DEFN: This field specifies any special terms that should apply to the guarantee in case that the wording of the guarantee should be the standard wording of the Issuing Bank.</p> <p>CODES</p> <p>EFCT = INCL. TERMS OF EFFECTIVENESS</p> <p>REDC = INCL. TERMS OF REDUCTION</p> <p>EFRE = INCL. TERMS OF EFFECTIVENESS AND TERMS OF REDUCTION</p> <p>RULE: This field may only be present if field 12H contains code STND (STANDARD WORDING OF ISSUING BANK).</p>
:12L:	Language of Standard Wording	2!a (Code)	C	<p>DEFN: This field specifies the language of the standard wording of the Issuing Bank, i.e. 2 alphabetic ISO Language Code as per ISO 639 (e.g. EN = English, DE = German).</p> <p>RULE: This field must be present if field 12H contains code STND (STANDARD WORDING OF ISSUING BANK).</p>
:45C:	Document and Presentation Instructions	100*65z (Narrative)	O	<p>DEFN: This field specifies instructions for the presentation of documents (e.g. form and/or place for presentation) as well as the documents to be presented for a compliant demand.</p>
:77U:	Guarantee Terms and Conditions	350*65z (Narrative)	C	<p>DEFN: This field specifies the terms and conditions of the guarantee, if not specified in another field of the message.</p> <p>RULE: This field must be present if field 12H contains code INDI</p>
:49:	Confirmation Indicator	7!x (Code)	C	<p>DEFN: This field indicates whether the Advising Bank is requested to add its confirmation to the advice of the guarantee.</p> <p>CODES:</p> <p>CONFIRM</p> <p>WITHOUT</p> <p>MAY ADD</p> <p>RULE: This field may only be present, if field 22D contains the code STBY.</p>
:44J:	Governing Law / Place of Jurisdiction	2!a[/65x] (Code) (Narrative)(Narrative)	O	<p>DEFN: This field specifies the governing law for the guarantee in the 2-digit ISO country code as per ISO 3166 (e.g. DE = German). If necessary, the narrative can also be used (for example. GB/English Law) In the second narrative may be used to</p>

DFÜ Agreement

Appendix 3: Specification of Data Formats

indicate the place of jurisdiction in free
text form (e.g. Frankfurt)

DFÜ Agreement

Appendix 3: Specification of Data Formats

Tag	Field Name	Format	Status	Definition / Content / Additional Usage Rules/Guidelines
:23F:	Automatic Extension Period	4!a[/35x] (Code) (Narrative)	C	<p>DEFN: This field specifies the period of an automatic extension of the guarantee</p> <p>CODES</p> <p>DAYS = Number of calendar days after Expiry Date</p> <p>ONEY = same Expiry Date one year later</p> <p>OTHR = other period, must be specified in subfield 2 narrative</p> <p>RULE: The sub-field Narrative may only be used with the code 'DAYS' or 'OTHR'</p> <p>RULE: The indication of calendar days must always be 3-digits (e.g. 090)</p> <p>RULE: The field may not be present, if field :23B: contains the code 'OPEN'</p>
:78:	Automatic Extension Non-Extension Notification	12*65x (Narrative)	C	<p>DEFN: This field specifies the details of the notification in case of a non-extension (e.g. method of notification, recipient)</p> <p>RULE: This field may only be present if field 23F is also present</p>
:26E:	Automatic Extension Notification Period	3n (Number)	C	<p>DEFN: This field specifies the minimum number of calendar days prior to the current expiry date, by which the non-extension notification must be sent</p> <p>RULE: The indication of calendar days must always be 3-digits (e.g. 090)</p> <p>RULE: This field may only be present if field 23F is also present</p>
:31S:	Automatic Extension Final Expiry Date	6!n (Date)	C	<p>DEFN: This field specifies the final expiry date of the guarantee after which the guarantee will be no longer subject to automatic</p> <p>RULE: This field may only be present if field 23F is also present</p> <p>RULE: The required format is: YYMMDD</p>
:48B:	Demand Indicator	4!c (Code)	O	<p>DEFN: This field specifies whether partial or multiple demands are not allowed</p> <p>CODES:</p> <p>NMLT = multiple demands are not allowed</p> <p>NMPT = multiple- and partial demands are not allowed</p> <p>NPRT = partial demands are not allowed</p>

DFÜ Agreement

Appendix 3: Specification of Data Formats

Tag	Field Name	Format	Status	Definition / Content / Additional Usage Rules/Guidelines
:48D:	Transfer Indicator	4!c (Code)	O	DEFN: This field specifies whether the guarantee is transferable CODE: TRAN = Guarantee is transferable
:39E:	Transfer Conditions	12*65z (Narrative)	C	DEFN: This field specifies – in case the Transfer Indicator is not sufficient – any further conditions of the transfer RULE: This field may only be present, if field :48D: is also present
:45L:	Underlying Transaction Details	50*65z (Narrative)	M	DEFN: This field indicates a brief description of the guaranteed liability.
:20E:	Reference	4!c/35x (Code)(Reference)	O	DEFN: This field defines a reference associated with the guarantee. CODES: TEND = INVITATION TO TENDER ORDR = ORDER CONT = CONTRACT OFFR = OFFER DELV = DELIVERY PINV = PROFORMA INVOICE PROJ = PROJECT INVO = INVOICE
:31R:	Reference Date	6!n[/6!n] (Date 1)(Date 2)	O	DEFN: This field specifies the date of the reference, and optionally a secondary date. RULE: Subfield Date2 may only be used when field 20E consists of TEND (Tender) to specify the tender closing date. RULE: The required format is: YYMMDD
:71F:	Total Order/Contract Amount	3!a15d (Currency)(Amount)	O	DEFN: This field specifies the currency and total amount of the order/contract. RULE: The currency must be the same currency as in field 32B (Guarantee Amount).

DFÜ Agreement

Appendix 3: Specification of Data Formats

Tag	Field Name	Format	Status	Definition / Content / Additional Usage Rules/Guidelines
:37J:	Guarantee Value in Percent	12d	O	DEFN: This field specifies the guarantee value in percent in relation to the total order or contract value. GUID: The indication in percent may consist of 3 decimal places and up to 8 fractional places.
:M38:	ISO-currency code of the Cash Receipt account	3!a (Code)	O	DEFN: This field specifies the ISO currency code of the account for the cash receipt in case of an Advance Payment or Warranty guarantee
:M39:	Account (IBAN-Format) for Cash Receipt	35x	O	DEFN: This field specifies the account number in the IBAN format for cash receipt in case of an Advance Payment or Warranty guarantee – if applicable
:24E:	Delivery of original guarantee	4!c[/35x] (Code) (Narrative)	O	DEFN: This field specifies the method by which the original guarantee is to be delivered. CODES: COLL = BY COLLECTION COUR = BY COURIER MAIL = BY MAIL MESS = BY MESSENGER – PERSONAL DELIVERY OTHR = OTHER METHOD REGM = BY REGISTERED MAIL OR AIRMAIL RULE: The sub-field Narrative may only be used when the method is COUR or OTHR in order to specify the name of the courier service or the definition of another method.
:24G:	Delivery to / Collection by	4!c [12*65z} (Code) (Name & Address)	O	DEFN: This field specifies to whom the original of the Guarantee is to be delivered. CODES: BENE = BENEFICIARY APPL = APPLICANT OBLI = OBLIGOR OTHR = SPECIFIED ADDRESS RULE: The sub field Name & Address is only possible in connection with the code OTHR and must then be allocated

End of Sequence B – Details of Guarantee – direct

DFÜ Agreement

Appendix 3: Specification of Data Formats

Tag	Field Name	Format	Status	Definition / Content / Additional Usage Rules/Guidelines
Sequence C – Details of Guarantee – indirect			C	RULE: Sequence C may only be and must be present, if field :22A: Message Function consists of the code ,ISCO'
:15C:	New Sequence		M	DEFN: The field specifies the beginning of sequence C RULE: This field is always empty.
:22D:	Kind of Guarantee	4!c (Code)	M	DEFN: This field specifies the kind of the guarantee. CODES: DEPU = DENPENDED UNDERTAKING (e.g. Surety) DGAR = DEMAND GUARANTEE STBY = STANDBY LETTER OF CREDIT
:22K:	Type of Guarantee	4!c[/35x] (Code) (Narrative)	M	DEFN: This field specifies the type of the guarantee. CODES: TEND = TENDER GUARANTEE APAY = ADVANCE PAYMENT GUARANTEE WARR = WARRANTY/MAINTENANCE GUARANTEE PERF = PERFORMANCE GUARANTEE PAYM = PAYMENT GUARANTEE BILL = BILL OF LADING GUARANTEE LEAS = LEASE GUARANTEE CUST = CUSTOMS GUARANTEE OTHR = other guarantee type, defined in sub-field Narrative RULE: The narrative may only be used in combination with 'OTHR' to specify in free text form the type of guarantee. RULE: This field must be present, if field :22Y: is also present

DFÜ Agreement

Appendix 3: Specification of Data Formats

Tag	Field Name	Format	Status	Definition / Content / Additional Usage Rules/Guidelines
:40C:	Applicable Rules	4!a[/35x] (Code)(Narrative)	M	<p>DEFN: This field specifies the rules the guarantee is subject to, in its latest applicable version.</p> <p>CODES:</p> <p>NONE = not subject to any rules</p> <p>URDG = subject to ICC Uniform Rules for Demand Guarantees</p> <p>ISPR = subject to International Standby Practices</p> <p>UCPR = subject to ICC Uniform Customs and Practice for Documentary Credits (UCP)</p> <p>OTHR = subject to another set of rules, be specified in narrative (2nd subfield)</p> <p>RULE: The narrative may only be used in combination with 'OTHR' to specify in free text form the applicable rule.</p>
:23B:	Validity Type	4!c (Code)	M	<p>DEFN: This field specifies the validity of the guarantee</p> <p>CODES:</p> <p>COND = EXPIRY CONDITION (incl. the option Expiry Date)</p> <p>FIXD = LIMITED (with or without automatic extension)</p> <p>OPEN = UNLIMITED</p>
:31E:	Validity Expiry Date	6!n (Date)	C	<p>DEFN: This field specifies the expiry date of the guarantee.</p> <p>RULE: This field must be present if field :23B: contains code FIXD.</p> <p>RULE: This field may only be present, if field :23B: contains code COND</p> <p>RULE: This field must not be present, if field :23B: contains code OPEN</p> <p>RULE: The required format is: YYMMDD</p>
:M89:	Approximate Expiry Date	6!n (Date)	C	<p>DEFN: This field specifies the approximate expiry date of the guarantee (unlimited validity), i.e. the economic maturity as per the underlying transaction.</p> <p>RULE: This field may only be present if field :23B: contains code OPEN.</p> <p>RULE: The required format is: YYMMDD</p>

DFÜ Agreement

Appendix 3: Specification of Data Formats

Tag	Field Name	Format	Status	Definition / Content / Additional Usage Rules/Guidelines
:35G:	Expiry Condition / Event	12*65x (Narrative)	C	DEFN: This field specifies conditions or events for the expiry of the guarantee in free text form (e.g. 180 days after presentation of a specific document) RULE: This field must be present, if field :23B: contains the code COND
:50:	Applicant	4*35x (Name & Address)	M	DEFN: This field specifies the Applicant for the guarantee, i.e. the party to be mentioned in the guarantee. In general this is also the party to be considered by the issuing bank to be the debtor/obligor.
:51:	Obligor	4*35x (Name & Address)	M	DEFN: This field specifies the party obligated to reimburse the Issuing Bank (if different to the Applicant specified in field 50).
:12E:	Indicator of Alternative Beneficial Owner	4!c (Code)	M	DEFN: This field indicates whether the Applicant/Obligor is acting on its own behalf or for account of a Third Party. CODES OWNB = ON OWN BEHALF ACTP = FOR ACCOUNT OF THIRD PARTY
:M22:	Alternative Beneficial Owner	4*35x (Name & Address)	C	DEFN: This field specifies the alternative beneficial owner, in case the Applicant/Obligor acts for account of a third party RULE: Mandatory, if field :12E: contains the code ACTP
:52a:	Local Issuing Bank	A [/1!a]/[34x] (Party Identifier) 4!a2!a2!c[3!c] (Identifier Code) D [/1!a]/[34x] (Party Identifier) 4*35x (Name & Address)	O	DEFN: This field specifies the Local Issuing Bank. RULE: When specified in option A, the identifier code must be the SWIFT BIC 8 or BIC 11 for the bank.

DFÜ Agreement

Appendix 3: Specification of Data Formats

Tag	Field Name	Format	Status	Definition / Content / Additional Usage Rules/Guidelines
:59:	Beneficiary	[/34x] (Account 4*35x (Name & Address)	M	DEFN: This field specifies the party in favor of which the guarantee is being issued.
:32B:	Guarantee Amount	3!a15d (Currency)(Amount)	M	DEFN: This field specifies the currency code amount of the guarantee.
:39F:	Supplementary Amounts Information	12*65z (Narrative) or special format- according to REGL	O	<p>DEFN: This field specifies any supplementary amounts covered by the guarantee in free text form, such as interest and/or costs, possibly additionally by means of a code</p> <p>CODE:</p> <p>INTR interest</p> <p>TOLR plus/minus tolerance in 2n/2n format</p> <p>INFO specific information on the guarantee amount in field :32B:</p> <p>ADAM additional amounts not included in the guarantee amount in field :32B:</p> <p>are included</p> <p>REGL:</p> <p>line 1</p> <p>/4!a/ [supplementary information] code) (narrative)</p> <p>line 2 – 12</p> <p>/4!a/ [supplementary informationen] code) (narrative)</p> <p>or</p> <p>[// continued supplementary informationen] or (narrative)</p>
:41a:	Available with ... by ...	<p>F 4!a2!a2!c[3!c] (Identifier Code)</p> <p>G 4*35x (Name&Address)</p>	C	<p>DEFN: This field specifies with which bank and where the Standby Letter of Credit is available</p> <p>RULE: This field may only be present, if field :22D: contains the code STBY</p> <p>RULE: If Option F is used, than Subfield 1 must indicate the SWIFT BIC 8 or BIC 11 of the bank</p>
:71D:	Charges	6*35z (Narrative)	C	<p>DEFN: This field specifies the allocation of charges of the guarantee.</p> <p>RULE: This field may only be present, if field :22D: contains the code STBY</p>
:45C:	Document and Presentation Instructions	100*65z (Narrative)	O	DEFN: This field specifies instructions for the presentation of documents (e.g. form and/or place for presentation) as well as the documents to be presented for a compliant demand.

DFÜ Agreement

Appendix 3: Specification of Data Formats

:77L:	Guarantee Terms and Conditions	350*65z (Narrative)	O	DEFN: This field specifies the terms and conditions of the guarantee, if not specified in another field of the message.
:22Y:	Standard Wording required	4!c (Code)	O	DEFN: This field specifies whether the standard wording of the Local Issuing Bank shall be used CODE: STND = STANDARD WORDING OF LOCAL ISSUING BANK

DFÜ Agreement

Appendix 3: Specification of Data Formats

Tag	Field Name	Format	Status	Definition / Content / Additional Usage Rules/Guidelines
:22B:	Special Terms	4!c (Code)	C	<p>DEFN: This field specifies any special terms that should apply to the guarantee in case that the wording of the guarantee should be the standard wording of the Local Issuing Bank.</p> <p>CODES</p> <p>EFCT = INCL. TERMS OF EFFECTIVENESS</p> <p>REDC = INCL. TERMS OF REDUCTION</p> <p>EFRE = INCL. TERMS OF EFFECTIVENESS AND TERMS OF REDUCTION</p> <p>RULE: This field may only be present if field 22Y is also present</p>
:40D:	Standard Wording requested Language	2!a (Code)	O	<p>DEFN: This field specifies the language of the standard wording, i.e. 2 alphabetic ISO Language Code as per ISO 639 (e.g. EN = English, DE = German).</p>
:44J:	Governing Law / Place of Jurisdiction	2!a[/35x] [/65x] (Code) (Narrative)(Narrative)	O	<p>DEFN: This field specifies the governing law for the guarantee in the 2-digit ISO country code as per ISO 3166 (e.g. DE = German). If necessary, the the narrative can also be used (for example. GB/English Law) (for example GB/English Law)</p> <p>The narrative may be used to indicate the place of jurisdiction in free text form (e.g. Frankfurt)</p>
:23F:	Automatic Extension Period	4!a[/35x] (Code) (Narrative)	C	<p>DEFN: This field specifies the period of an automatic extension of the guarantee</p> <p>CODES</p> <p>DAYS = Number of calendar days after Expiry Date</p> <p>ONEY = same Expiry Date one year later</p> <p>OTHR = other period, must be specified in subfield 2 narrative</p> <p>RULE: The sub-field Narrative may only be used with the code 'DAYS' or 'OTHR'</p> <p>RULE: The indication of calendar days must always be 3-digits (e.g. 090)</p> <p>RULE: The field may not be present, if field :23B: contains the code 'OPEN'</p>
:78:	Automatic Extension Non-Extension Notification	12*65x (Narrative)	C	<p>DEFN: This field specifies the details of the notification in case of a non-extension (e.g. method of notification, recipient)</p> <p>RULE: This field may only be present if field 23F is also present</p>

DFÜ Agreement

Appendix 3: Specification of Data Formats

Tag	Field Name	Format	Status	Definition / Content / Additional Usage Rules/Guidelines
:26E:	Automatic Extension Notification Period	3n (Number)	C	DEFN: This field specifies the minimum number of calendar days prior to the current expiry date, by which the non-extension notification must be sent RULE: The indication of calendar days must always be 3-digits (e.g. 090) RULE: This field may only be present if field 23F is also present
:31S:	Automatic Extension Final Expiry Date	6!n (Date)	C	DEFN: This field specifies the final expiry date of the guarantee after which the guarantee will be no longer subject to extension RULE: This field may only be present if field 23F is also present RULE: The required format is: YYMMDD
:48B:	Demand Indicator	4!c (Code)	O	DEFN: This field specifies whether partial or multiple demands are not allowed CODES: NMLT = multiple demands are not allowed NMPT = multiple- and partial demands are not allowed NPRT = partial demands are not allowed
:48D:	Transfer Indicator	4!c (Code)	O	DEFN: This field specifies whether the guarantee is transferable CODE: TRAN = Guarantee is transferable
:39E:	Transfer Conditions	12*65z (Narrative)	C	DEFN: This field specifies – in case the Transfer Indicator is not sufficient – any further conditions of the transfer RULE: This field may only be present, if field :48D: is also present
:45L:	Underlying Transaction Details	50*65z (Narrative)	M	DEFN: This field indicates a brief description of the guaranteed liability.

DFÜ Agreement

Appendix 3: Specification of Data Formats

Tag	Field Name	Format	Status	Definition / Content / Additional Usage Rules/Guidelines
:20E:	Reference	4!c/35x (Code)(Reference)	O	<p>DEFN: This field defines a reference associated with the guarantee.</p> <p>CODES:</p> <p>TEND = INVITATION TO TENDER ORDR = ORDER CONT = CONTRACT OFFR = OFFER DELV = DELIVERY PINV = PROFORMA INVOICE PROJ = PROJECT INVO = INVOICE</p>
:31R:	Reference Date	6!n[/6!n] (Date 1)(Date 2)	O	<p>DEFN: This field specifies the date of the reference, and optionally a secondary date.</p> <p>RULE: Subfield Date2 may only be used when field 20E consists of TEND (Tender) to specify the tender closing date.</p> <p>RULE: The required format is: YYMMDD</p>
:71F:	Total Order/Contract Amount	3!a15d (Currency)(Amount)	O	<p>DEFN: This field specifies the currency and total amount of the order/contract.</p> <p>RULE: The currency must be the same currency as in field 32B (Guarantee Amount).</p>
:37J:	Guarantee Value in Percent	12d	O	<p>DEFN: This field specifies the guarantee value in percent in relation to the total order or contract value.</p> <p>GUID: The indication in percent may consist of 3 decimal places and up to 8 fractional places.</p>
:M38:	ISO-currency code of the Cash Receipt account	3!a (Code)	O	<p>DEFN: This field specifies the ISO currency code of the account for the cash receipt in case of an Advance Payment or Warranty guarantee</p>
:M39:	Account (IBAN-Format) for Cash Receipt	35x	O	<p>DEFN: This field specifies the account number in the IBAN format for cash receipt in case of an Advance Payment or Warranty guarantee – if applicable</p>

DFÜ Agreement

Appendix 3: Specification of Data Formats

Tag	Field Name	Format	Status	Definition / Content / Additional Usage Rules/Guidelines
:24E:	Delivery of original guarantee	4!c[/35x] (Code) (Narrative)	O	DEFN: This field specifies the method by which the original guarantee is to be delivered. CODES: COLL = BY COLLECTION COUR = BY COURIER MAIL = BY MAIL MESS = BY MESSENGER – PERSONAL DELIVERY OTHR = OTHER METHOD REGM = BY REGISTERED MAIL OR AIRMAIL RULE: The sub-field Narrative may only be used when the method is COUR or OTHR in order to specify the name of the courier service or the definition of another method.
:24G:	Delivery to / Collection by	4!c[12*65zx} (Code) (Name & Address)	O	DEFN: This field specifies to whom the original of the Guarantee is to be delivered. CODES: BENE = BENEFICIARY OTHR = SPECIFIED ADDRESS RULE: is only possible in connection with the code OTHR' and must then be allocated
End of Sequence C – Details of Guarantee – indirect				
-	End of record level	1!c	M	DEFN: This field indicates the end of the record level. RULE: Field content is always Hyphen (X'2D'). Code as per ISO 8859.

DFÜ Agreement

Appendix 3: Specification of Data Formats

6.2.3 Example

Narrative:

Pumpen AG, Postfach 123, 60599 Frankfurt, GERMANY has signed a contract with **Karl Klotz KG, Hauptstrasse 1, 20354 Hamburg** regarding the **delivery of drill pipe**.

The contract is comprised of the following:

Contract Number: ABC123

Contract Date: 05th February 2020

Total Contract Amount: EUR 500.000,00

It has been agreed between the Buyer and the Seller, that the Seller needs to provide a **Advance Payment Guarantee** by its bank in favour of the Buyer to cover the **payment in advance for EUR 50.000,00 valid until the 31st December 2020**.

On **05th May 2020** Pumpen AG instructs its bank, i.e. Avalbank AG in Frankfurt to issue a **standard Advance Payment Surety in German language** in favor of the buyer.

Demands against the Surety could only be made, in case that the Buyer has made the **advance payment** to the following **account** of the seller
DE99 7104 0063 0555 4000 00

The guarantee should be delivered to the **Beneficiary by registered mail or airmail**.

The **seller's contact** is **John Sixpack** and the **reference** number for this transaction is **XYZ999**

DFÜ Agreement

Appendix 3: Specification of Data Formats

Message:

Explanation	Message
Identifier of File Header	:A1:GUK
German Bank Code or SWIFT-BIC	:A2:AVALDEFFXXX
Customer Number	:A3:123456789
Customer Data	:A4:Pumpen AG Postfach 60599 Frankfurt
File Creation Date Time	:A5:200805051130
End of Record Level	-
Message Type	:MT:G01
Sequenz A	:15A:
Customer Reference Number	:21A:XYZ999
Message Function	:22A:ISSU
Contact Data Customer	:M11:John Sixpack
Sequenz B	:15B:
Kind of Guarantee	:22D:SURT
Type of Guarantee	:22K:APAY
Applicable Rules	:40C:NONE
Validity Type	:23B:FIXD
Validity Expiry Date	:31E:201231
Applicant	:50:Pumpen AG Postfach 60599 Frankfurt

DFÜ Agreement

Appendix 3: Specification of Data Formats

Message: (continued)

Explanation	Message
Obligor	:51:Pumpen AG Postfach 60599 Frankfurt
Indicator of different beneficial owner	:12E:OWNB
Beneficiary	:59:Karl Klotz KG Hauptstrasse 1 20354 Hamburg
Guarantee Amount	:32B:EUR50000,
Wording of Guarantee	:12H:STND
Language of Standard Wording	:12L:DE
Liability Details	:45L:delivery of drill pipe
Reference	:20E:CONT/ABC123
Reference Date	:31R:200205
Total Order/Contract Amount	:71F:EUR500000,
Guarantee Value in Percent	:37J:10
ISO-currency code of the Cash Receipt account	:M38:EUR
Account (IBAN-Format) for Cash Receipt	:M39: DE99710400630555400000
Delivery of original guarantee	:24E:REGM
Delivery to / Collection by	:24G:BENE
End of Record Level	-
Identifier of File Trailer	:Z1:Z
End of Record Level	-

6.2.4 Example – Application to issue a indirect guarantee

Narrative:

Pumpen AG, Postfach 123, 60599 Frankfurt, GERMANY has signed a contract with **Mining PLC, Main Road, Oslo, NORWAY** regarding the **delivery of pumps and equipment**.

The contract is comprised of the following:

Contract Number: ABC123

Contract Date: 05th February 2020

Total Contract Amount: EUR 500.000,00

It has been agreed between the Buyer and the Seller, that the Seller needs to provide a **Performance Demand Guarantee** by a **Norwegian Bank** for 10 % of the total contract value **valid until the 31st December 2020**.

On **05th May 2020** Pumpen AG instructs its bank, i.e. Avalbank AG in Frankfurt to request the issuance of an indirect guarantee in return of its counter-guarantee / counter-liability.

The wording of the Performance Demand Guarantee shall be according the **standard wording of the Norwegian bank in English**.

All charges of the Avalbank AG shall be debited to the Pumpen AG's EURO charges account number **DE99 7104 0063 0555 4000 00**.

The guarantee should be delivered to the **Beneficiary** by **courier service**.

The **seller's contact** is **John Sixpack** and the **reference** number for this transaction is **XYZ999**

DFÜ Agreement

Appendix 3: Specification of Data Formats

Message:

Explanation	Message
Identifier of File Header	:A1:GUK
German Bank Code or SWIFT-BIC	:A2:AVALDEFFXXX
Customer Number	:A3:123456789
Customer Data	:A4:Pumpen AG Postfach 60599 Frankfurt
File Creation Date Time	:A5:200805051130
End of Record Level	-
Message Type	:MT:G01
Sequenz A	:15A:
Customer Reference Number	:21A:XYZ999
Message Function	:22A:ISCO
ISO-currency code charges account	:M32:EUR
Account (IBAN-Format) for charges	:M33:DE99710400630555400000
Contact Data Customer	:M11:John Sixpack
Sequenz C	:15C:
Kind of Guarantee	:22D:DGAR
Type of Guarantee	:22K:PERF
Applicable Rules	:40C:NONE
Validity Type	:23B:FIXD
Validity Expiry Date	:31E:201231

DFÜ Agreement

Appendix 3: Specification of Data Formats

Message: (continued)

Explanation	Message
Applicant	:50:Pumpen AG Postfach 60599 Frankfurt
Obligor	:51:Pumpen AG Postfach 60599 Frankfurt
Indicator of different beneficial owner	:12E:OWNB
Beneficiary	:59:Mining PLC Main Road Oslo NORWAY
Guarantee Amount	:32B:EUR50000,
Standard Wording required	:22Y:STND
Standard Wording requested language	:40D:EN
Liability Details	:45L: delivery of pumps and equipment
Reference	:20E:CONT/ABC123
Reference Date	:31R:200205
Total Order/Contract Amount	:71F:NOK500000,
Guarantee Value in Percent	:37J:10
Delivery of original guarantee	:24E:COUR
Delivery to / Collection by	:24G:BENE
End of Record Level	-
Identifier of File Trailer	:Z1:Z
End of Record Level	-

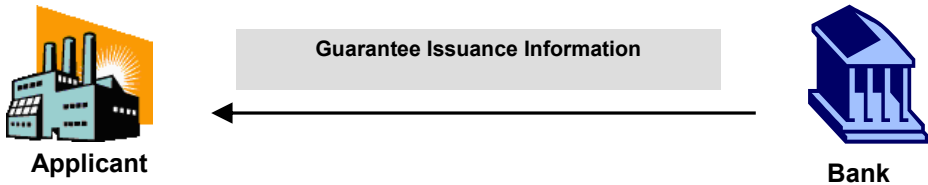
6.3 Guarantee Issuance Information G02

6.3.1 Message Scope and Message Flow

A “Guarantee Issuance Information” message is send by the bank to the Applicant, to confirm to the Applicant that a guarantee has been issued by that bank on the basis of the Applicant’s previously given instructions (i.e. direct guarantee).

If applicable, it indicates that the direct guarantee, for identification and transmission purposes, has been advised to the Beneficiary via a third-party bank (i.e. Advising Bank), normally in the beneficiary’s country of domicile.

It could also be used to inform the Applicant, that the bank has issued a request to a Correspondent Bank to issue a guarantee in favor of the Beneficiary in return for its counter-liability / counter-guarantee (i.e. the form of the guarantee is indirect).



The structure of the message consists of 3 parts resp. Sequences:

Sequence A General Data	MANDATORY	Contains general data such as for example customer reference and message function
Sequence B Details of Guarantee – direct or Details of Counter-Guarantee/-liability	MANDATORY	Depending on the function of the message this part resp. sequence of the message contains all details of the issued direct guarantee or all details of the issued counter-guarantee / counter-liability
Sequence C Details of guarantee- indirect	CONDITIONAL	Depending on the function of the message this part resp. sequence of the message contains all details of the requested local guarantee

DFÜ Agreement

Appendix 3: Specification of Data Formats

6.3.2 Message Format Specification

Tag	Field Name	Format	Status	Definition / Content / Additional Usage Rules/Guidelines
:MT:	Message Type	3!c	M	DEFN: This field specifies the Message Type. RULE: Field content is always G02.
Sequence A – General Information			M	
:15A:	New Sequence		M	DEFN: The field specifies the beginning of sequence A RULE: This field is always empty.
:21A:	Customer Reference Number	16x	M	DEFN: This field specifies the reference number which has been assigned by the customer.
:20:	Guarantee Number	16x	M	DEFN: This field specifies the reference number which has been assigned by the bank to the transaction.
:M87:	Date of Issue of Guarantee or of Guarantee Request to Issue	8!n (Date)	M	DEFN: This field specifies the date of issue of the guarantee (direct guarantee) or the date of the request to issue a guarantee (indirect guarantee with counter-guarantee / counter-liability). RULE: The required format is: YYYYMMDD
:22A:	Message function	4!c (Code)	M	DEFN: This field specifies the function of the message. CODES: ISSU = Application for issuance of a direct guarantee ISCO = Application for issuance of an indirect guarantee in return of a counter-guarantee
:49Z:	Special agreements	50*65z (Narrative)	O	DEFN: This field indicates any special agreements between the customer and the bank for the specified guarantee. Example: "Our Advance Payment Guarantee contains – despite our advice – no terms of effectiveness. Therefore, in case of a demand made, we will assume that the advance payment has been made and the guarantee is in force."
:M12:	Contact data of financial institution	4*35z (Narrative)	M	DEFN: This field specifies the contact data of the financial institution

DFÜ Agreement

Appendix 3: Specification of Data Formats

Tag	Field Name	Format	Status	Definition / Content / Additional Usage Rules/Guidelines
:72Z:	Bank to Corporate Information	6*35z (Narrative)	O	DEFN: This field contains additional information from the bank to the corporate (Applicant) Example: “We refer to our todays phone conversation with Mrs./Mr.”

End of Sequence A – General Information

DFÜ Agreement

Appendix 3: Specification of Data Formats

Tag	Field Name	Format	Status	Definition / Content / Additional Usage Rules/Guidelines
Sequence B – Details of Guarantee – direct or details of counter-guarantee/ counter-liability			M	RULE: Sequence B contains all data of the issued direct guarantee, if field :22A: Message Function consist of the code ,ISSU'. If field :22A: contains the code ,ISCO', Sequence B contains the details of the counter-guarantee/ counter-liability.
:15B:	New Sequence		M	DEFN: The field specifies the beginning of sequence B RULE: This field is always empty.
:22D:	Kind of Guarantee	4!c (Code)	M	DEFN: This field specifies the kind of the guarantee. CODES: DGAR = DEMAND GUARANTEE STBY = STANDBY LETTER OF CREDIT SPDM = SURETY PAYABLE ON FIRST DEMAND SURT = SURETY
:40C:	Applicable Rules	4!a[/35x] (Code)(Narrative)	M	DEFN: This field specifies the rules the guarantee is subject to, in its latest applicable version. CODES: NONE = not subject to any rules URDG = subject to ICC Uniform Rules for Demand Guarantees ISPR = subject to International Standby Practices UCPR = subject to ICC Uniform Customs and Practice for Documentary Credits (UCP) OTHR = subject to another set of rules, be specified in narrative (2 nd subfield) RULE: The narrative may only be used in combination with 'OTHR' to specify in free text form the applicable rule.
:23B:	Validity Type	4!c (Code)	M	DEFN: This field specifies the validity of the guarantee CODES: COND = EXPIRY CONDITION (incl. the option Expiry Date) FIXD = LIMITED (with or without automatic extension) OPEN = UNLIMITED

DFÜ Agreement

Appendix 3: Specification of Data Formats

Tag	Field Name	Format	Status	Definition / Content / Additional Usage Rules/Guidelines
:31E:	Validity Expiry Date	6!n (Date)	C	DEFN: This field specifies the expiry date of the guarantee. RULE: This field must be present if field :23B: contains code FIXD. RULE: This field may only be present, if field :23B: contains code COND RULE: This field must not be present, if field :23B: contains code OPEN RULE: The required format is: YYMMDD
:35G:	Expiry Condition / Event	12*65x (Narrative)	C	DEFN: This field specifies conditions or events for the expiry of the guarantee in free text form (e.g. 180 days after presentation of a specific document) RULE: This field must be present, if field :23B: contains the code COND
:50:	Applicant	4*35x (Name & Address)	C	DEFN: This field specifies the Applicant for the guarantee, i.e. the party to be mentioned in the guarantee. In general this is also the party to be considered by the issuing bank to be the debtor/obligor. RULE: This field must be present, if field 22A contains the code ISSU
:51:	Obligor	4*35x (Name & Address)	C	DEFN: This field specifies the party obligated to reimburse the Issuing Bank (if different to the Applicant specified in field 50). RULE: This field must be present, if field 22A contains the code ISSU
:59a:	Beneficiary	No letter option [/34x] (Account) 4*35x (Name & Address) A [/1!a]/[34x] (Party Identifier) 4!a2!a2!c[3!c] (Identifier Code)	M	DEFN: This field specifies the party in favor of which the guarantee or the counter-guarantee / counter-liability is being issued.

DFÜ Agreement

Appendix 3: Specification of Data Formats

Tag	Field Name	Format	Status	Definition / Content / Additional Usage Rules/Guidelines
:56a:	Advising Bank	A [/1!a]/[34x] (Party Identifier)	O	DEFN: This field specifies the advising bank. RULE: When specified in option A, the identifier code must be the SWIFT BIC 8 or BIC 11 for the bank.
		4!a2!a2!c[3!c] (Identifier Code)		
		D [/1!a]/[34x] (Party Identifier)		
		4*35x (Name & Address)		
:32B::	Guarantee Amount	3!a15d (Currency)(Amount)	M	DEFN: This field specifies the currency code amount of the guarantee.

DFÜ Agreement

Appendix 3: Specification of Data Formats

Tag	Field Name	Format	Status	Definition / Content / Additional Usage Rules/Guidelines
:39F:	Supplemental Amounts Information	12*65z (Narrative) or special format- according to REGL	O	<p>DEFN: This field specifies any supplementary amounts covered by the guarantee in free text form, such as interest and/or costs, possibly additionally. by means of a code</p> <p>CODE:</p> <p>INTR interest</p> <p>TOLR plus/minus tolerance in 2n/2n format</p> <p>INFO specific information on the guarantee amount in field :32B:</p> <p>ADAM additional amounts not included in the guarantee amount in field :32B:</p> <p>are included</p> <p>REGL:</p> <p>line 1</p> <p>/4!a/ [supplementary information] code) (narrative)</p> <p>line 2 – 12</p> <p>/4!a/ [supplementary informationen] code) (narrative)</p> <p>or</p> <p>[// continued supplementary informationen] or (narrative)</p>
:57a:	Advice Through Bank	<p>A [!a]/[34x] (Party Identifier)</p> <p>4!a2!a2!c[3!c] (Identifier Code)</p> <p>D [!a]/[34x] (Party Identifier)</p> <p>4*35x (Name & Address)</p>	O	<p>DEFN: This field specifies the Advice Through Bank.</p> <p>RULE: When specified in option A, the identifier code must be the SWIFT BIC 8 or BIC 11 for the bank.</p>
:41a:	Available with ... by ...	<p>F 4!a2!a2!c[3!c] (Identifier Code)</p> <p>G 4*35x (Name&Address)</p>	C	<p>DEFN: This field specifies with which bank and where the Standby Letter of Credit is available</p> <p>CODE:</p> <p>RULE: This field may only be present, if field :22D: contains the code STBY</p> <p>RULE: If Option F is used, than Subfield 1 must indicate the SWIFT BIC 8 or BIC 11 of the bank</p>

DFÜ Agreement

Appendix 3: Specification of Data Formats

Tag	Field Name	Format	Status	Definition / Content / Additional Usage Rules/Guidelines
:71D:	Charges	6*35z (Narrative)	O	DEFN: This field specifies the allocation of charges of the guarantee.
:45C:	Document and Presentation Instructions	100*65z (Narrative)	O	DEFN: This field specifies instructions for the presentation of documents (e.g. form and/or place for presentation) as well as the documents to be presented for a compliant demand.
:77U:	Guarantee Terms and Conditions	400*65z (Narrative)	M	DEFN: This field specifies the terms and conditions of the guarantee, if not specified in another field of the message.
:49:	Confirmation Indicator	7!x (Code)	O	DEFN: This field indicates whether the Advising Bank is requested to add its confirmation to the advice of the guarantee. CODES: CONFIRM WITHOUT MAY ADD
:58a:	Requested Confirmation Party	A [/1!a]/[34x] (Party Identifier) 4!a2!a2!c[3!c] (Identifier Code) D [/1!a]/[34x] (Party Identifier) 4*35x (Name & Address)	C	DEFN: This field specifies the requested confirmation party. RULE: When specified in option A, the identifier code must be the SWIFT BIC 8 or BIC 11 for the bank. RULE: Mandatory, if field :49: contains the code 'CONFIRM' or 'MAY ADD'
:44J:	Governing Law / Place of Jurisdiction	2!a[/35x] [/65x] (Code) (Narrative) (Narrative)	O	DEFN: This field specifies the governing law for the guarantee in the 2-digit ISO country code as per ISO 3166 (e.g. DE = German). If necessary the narrative can also be used e.g. (GB/English Law) The second narrative may be used to indicate the place of jurisdiction in free text form (e.g. Frankfurt)

DFÜ Agreement

Appendix 3: Specification of Data Formats

Tag	Field Name	Format	Status	Definition / Content / Additional Usage Rules/Guidelines
:23F:	Automatic Extension Period	4!a[/35x] (Code) (Narrative)	C	<p>DEFN: This field specifies the period of an automatic extension of the guarantee</p> <p>CODES</p> <p>DAYS = Number of calendar days after Expiry Date</p> <p>ONEY = same Expiry Date one year later</p> <p>OTHR = other period, must be specified in subfield 2 narrative</p> <p>RULE: The sub-field Narrative may only be used with the code 'DAYS' or 'OTHR'</p> <p>RULE: The indication of calendar days must always be 3-digits (e.g. 090)</p> <p>RULE: The field may not be present, if field :23B: contains the code 'OPEN'</p>
:78:	Automatic Extension Non-Extension Notification	12*65x (Narrative)	C	<p>DEFN: This field specifies the details of the notification in case of a non-extension (e.g. method of notification, recipient)</p> <p>RULE: This field may only be present if field 23F is also present</p>
:26E:	Automatic Extension Notification Period	3n (Number)	C	<p>DEFN: This field specifies the minimum number of calendar days prior to the current expiry date, by which the non-extension notification must be sent</p> <p>RULE: The indication of calendar days must always be 3-digits (e.g. 090)</p> <p>RULE: This field may only be present if field 23F is also present</p>
:31S:	Automatic Extension Final Expiry Date	6!n (Date)	C	<p>DEFN: This field specifies the final expiry date of the guarantee after which the guarantee will be no longer subject to automatic</p> <p>RULE: This field may only be present if field 23F is also present</p> <p>RULE: The required format is: YYMMDD</p>
:48B:	Demand Indicator	4!c (Code)	O	<p>DEFN: This field specifies whether partial or multiple demands are not allowed</p> <p>CODES:</p> <p>NMLT = multiple demands are not allowed</p> <p>NMPT = multiple- and partial demands are not allowed</p> <p>NPRT = partial demands are not allowed</p>

DFÜ Agreement

Appendix 3: Specification of Data Formats

Tag	Field Name	Format	Status	Definition / Content / Additional Usage Rules/Guidelines
:48D:	Transfer Indicator	4!c (Code)	O	DEFN: This field specifies whether the guarantee is transferable CODE: TRAN = Guarantee is transferable
:39E:	Transfer Conditions	12*65z (Narrative)	C	DEFN: This field specifies – in case the Transfer Indicator is not sufficient – any further conditions of the transfer RULE: This field may only be present, if field :48D: is also present
:45L:	Underlying Transaction Details	50*65z (Narrative)	O	DEFN: This field indicates a brief description of the guaranteed liability.
:24E:	Delivery of original guarantee	4!c/[35x] (Code) (Narrative)	O	DEFN: This field specifies the method by which the original guarantee is to be delivered. CODES: COLL = BY COLLECTION COUR = BY COURIER MAIL = BY MAIL MESS = BY MESSENGER – PERSONAL DELIVERY OTHR = OTHER METHOD REGM = BY REGISTERED MAIL OR AIRMAIL RULE: The sub-field Narrative may only be used when the method is COUR or OTHR in order to specify the name of the courier service or the definition of another method.
:24G:	Delivery to / Collection by	4!c [12*65z} (Code) (Name & Address)	O	DEFN: This field specifies to whom the original of the Guarantee is to be delivered. CODES: BENE = BENEFICIARY APPL = APPLICANT OBLI = OBLIGOR OTHR = SPECIFIED ADDRESS RULE: The sub field Name & Address is only possible in connection with the code OTHR' and must then be allocated

DFÜ Agreement

Appendix 3: Specification of Data Formats

**End of Sequence B – Details of Guarantee – direct
or details of counter-guarantee/
counter-liability**

DFÜ Agreement

Appendix 3: Specification of Data Formats

Tag	Field Name	Format	Status	Definition / Content / Additional Usage Rules/Guidelines
Sequence C – Details of Guarantee – indirect			C	RULE: Sequence C may only be and must be present, if field :22A: Message Function consists of the code ,ISCO'
:15C:	New Sequence		M	DEFN: The field specifies the beginning of sequence C RULE: This field is always empty.
:22D:	Kind of Guarantee	4!c (Code)	M	DEFN: This field specifies the kind of the guarantee. CODES: DEPU = DENPENDEDED UNDERTAKING (e.g. Surety) DGAR = DEMAND GUARANTEE STBY = STANDBY LETTER OF CREDIT
:22K:	Type of Guarantee	4!c[/35x] (Code) (Narrative)	M	DEFN: This field specifies the type of the guarantee. CODES: TEND = TENDER GUARANTEE APAY = ADVANCE PAYMENT GUARANTEE WARR = WARRANTY/MAINTENANCE GUARANTEE PERF = PERFORMANCE GUARANTEE PAYM = PAYMENT GUARANTEE BILL = BILL OF LADING GUARANTEE LEAS = LEASE GUARANTEE CUST = CUSTOMS GUARANTEE OTHR = other guarantee type, defined in sub-field Narrative RULE: The narrative may only be used in combination with 'OTHR' to specify in free text form the type of guarantee. RULE: This field must be present, if field 22Y is also present

DFÜ Agreement

Appendix 3: Specification of Data Formats

Tag	Field Name	Format	Status	Definition / Content / Additional Usage Rules/Guidelines
:40C:	Applicable Rules	4!a[/35x] (Code)(Narrative)	M	<p>DEFN: This field specifies the rules the guarantee is subject to, in its latest applicable version.</p> <p>CODES:</p> <p>NONE = not subject to any rules</p> <p>URDG = subject to ICC Uniform Rules for Demand Guarantees</p> <p>ISPR = subject to International Standby Practices</p> <p>UCPR = subject to ICC Uniform Customs and Practice for Documentary Credits (UCP)</p> <p>OTHR = subject to another set of rules</p> <p>RULE: The narrative may only be used in combination with 'OTHR' to specify in free text form the applicable rule.</p>
:23B:	Validity Type	4!c (Code)	M	<p>DEFN: This field specifies the validity of the guarantee</p> <p>CODES:</p> <p>COND = EXPIRY CONDITION (incl. the option Expiry Date)</p> <p>FIXD = LIMITED (with or without automatic extension)</p> <p>OPEN = UNLIMITED</p>
:31E:	Validity Expiry Date	6!n (Date)	C	<p>DEFN: This field specifies the expiry date of the guarantee.</p> <p>RULE: This field must be present if field :23B: contains code FIXD.</p> <p>RULE: This field may only be present, if field :23B: contains code COND</p> <p>RULE: This field must not be present, if field :23B: contains code OPEN</p> <p>RULE: The required format is: YYMMDD</p>
:35G:	Expiry Condition / Event	12*65x (Narrative)	C	<p>DEFN: This field specifies conditions or events for the expiry of the guarantee in free text form (e.g. 180 days after presentation of a specific document)</p> <p>RULE: This field must be present, if field 23B contains the code COND</p>

DFÜ Agreement

Appendix 3: Specification of Data Formats

Tag	Field Name	Format	Status	Definition / Content / Additional Usage Rules/Guidelines
:50:	Applicant	4*35x (Name & Address)	M	DEFN: This field specifies the Applicant for the guarantee, i.e. the party to be mentioned in the guarantee. In general this is also the party to be considered by the issuing bank to be the debtor/obligor.
:51:	Obligor	4*35x (Name & Address)	M	DEFN: This field specifies the party obligated to reimburse the Issuing Bank (if different to the Applicant specified in field 50). NOTE: No obligation to transmit this information to the Local Issuing Bank
:52a:	Local Issuing Bank	A [/1!a]/[34x] (Party Identifier) 4!a2!a2!c[3!c] (Identifier Code) D [/1!a]/[34x] (Party Identifier) 4*35x (Name & Address)	M	DEFN: This field specifies the Local Issuing Bank. RULE: When specified in option A, the identifier code must be the SWIFT BIC 8 or BIC 11 for the bank.
:59:	Beneficiary	[/34x] (Account 4*35x (Name & Address)	M	DEFN: This field specifies the party in favor of which the guarantee is being issued.
:32B::	Guarantee Amount	3!a15d (Currency)(Amount)	M	DEFN: This field specifies the currency code amount of the guarantee.

DFÜ Agreement

Appendix 3: Specification of Data Formats

Tag	Field Name	Format	Status	Definition / Content / Additional Usage Rules/Guidelines
:39F:	Supplement Amounts Information	12*65z (Narrative) or special format- according to REGL	O	<p>DEFN: This field specifies any supplementary amounts covered by the guarantee in free text form, such as interest and/or costs, possibly additionally. by means of a code</p> <p>CODE:</p> <p>INTR interest TOLR plus/minus tolerance in 2n/2n format INFO specific information on the guarantee amount in field :32B: ADAM additional amounts not included in the guarantee amount in field :32B: are included</p> <p>REGL:</p> <p>line 1 /4!a/ [supplementary information] code) (narrative) line 2 – 12 /4!a/ [supplementary informationen] code) (narrative) or [/ continued supplementary informationen] or (narrative)</p>
:57a:	Advice Through Bank	<p>A [/1!a]/[34x] (Party Identifier) 4!a2!a2!c[3!c] (Identifier Code)</p> <p>D [/1!a]/[34x] (Party Identifier) 4*35x (Name & Address)</p>	O	<p>DEFN: This field specifies the Advice Through Bank.</p> <p>RULE: When specified in option A, the identifier code must be the SWIFT BIC 8 or BIC 11 for the bank.</p>
:41a:	Available with ... by ...	<p>F 4!a2!a2!c[3!c] (Identifier Code) G 4*35x (Name &Address)</p>	C	<p>DEFN: This field specifies with which bank and where the Standby Letter of Credit is available</p> <p>RULE: This field may only be present, if field 22D contains the code STBY</p> <p>RULE: If Option F is used, than Subfield 1 must indicate the SWIFT BIC 8 or BIC 11 of the bank</p>
:71D:	Charges	6*35z (Narrative)	O	DEFN: This field specifies the allocation of charges of the guarantee.

DFÜ Agreement

Appendix 3: Specification of Data Formats

Tag	Field Name	Format	Status	Definition / Content / Additional Usage Rules/Guidelines
:45C:	Document and Presentation Instructions	100*65z (Narrative)	O	DEFN: This field specifies instructions for the presentation of documents (e.g. form and/or place for presentation) as well as the documents to be presented for a compliant demand.
:77L:	Guarantee Terms and Conditions	400*65z (Narrative)	O	DEFN: This field specifies the terms and conditions of the guarantee, if not specified in another field of the message.
:22Y:	Standard Wording required	4!c (Code)	O	DEFN: This field specifies whether the standard wording of the Local Issuing Bank shall be used CODE: STND = STANDARD WORDING OF LOCAL ISSUING BANK
:22B:	Special Terms	4!c (Code)	O	DEFN: This field specifies any special terms that should apply to the guarantee in case that the wording of the guarantee should be the standard wording of the Local Issuing Bank. CODES EFCT = INCL. TERMS OF EFFECTIVENESS REDC = INCL. TERMS OF REDUCTION EFRE = INCL. TERMS OF EFFECTIVENESS AND TERMS OF REDUCTION
:40D:	Standard Wording requested Language	2!a (Code)	O	DEFN: This field specifies the language of the standard wording, i.e. 2 alphabetic ISO Language Code as per ISO 639 (e.g. EN = English, DE = German).

DFÜ Agreement

Appendix 3: Specification of Data Formats

Tag	Field Name	Format	Status	Definition / Content / Additional Usage Rules/Guidelines
:44J:	Governing Law / Place of Jurisdiction	2!a[/35x] [/65x] (Code) (Narrative) (Narrative)	O	DEFN: This field specifies the governing law for the guarantee in the 2-digit ISO country code as per ISO 3166 (e.g. DE = German). If necessary the narrative can also be used e.g. (GB/English Law) The second narrative may be used to indicate the place of jurisdiction in free text form (e.g. Frankfurt)
:23F:	Automatic Extension Period	4!a[/35x] (Code) (Narrative)	C	DEFN: This field specifies the period of an automatic extension of the guarantee CODES DAYS = Number of calendar days after Expiry Date ONEY = same Expiry Date one year later OTHR = other period, must be specified in subfield 2 narrative RULE: The sub-field Narrative may only be used with the code 'DAYS' or 'OTHR' RULE: The indication of calendar days must always be 3-digits (e.g. 090) RULE: The field may not be present, if field :23B: contains the code 'OPEN'
:78:	Automatic Extension Non-Extension Notification	12*65x (Narrative)	C	DEFN: This field specifies the details of the notification in case of a non-extension (e.g. method of notification, recipient) RULE: This field may only be present if field 23F is also present
:26E:	Automatic Extension Notification Period	3n (Number)	C	DEFN: This field specifies the minimum number of calendar days prior to the current expiry date, by which the non-extension notification must be sent RULE: The indication of calendar days must always be 3-digits (e.g. 090) RULE: This field may only be present if field 23F is also present
:31S:	Automatic Extension Final Expiry Date	6!n (Date)	C	DEFN: This field specifies the final expiry date of the guarantee after which the guarantee will be no longer subject to automatic RULE: This field may only be present if field 23F is also present RULE: The required format is: YYMMDD

DFÜ Agreement

Appendix 3: Specification of Data Formats

Tag	Field Name	Format	Status	Definition / Content / Additional Usage Rules/Guidelines
:48B:	Demand Indicator	4!c (Code)	O	DEFN: This field specifies whether partial or multiple demands are not allowed CODES: NMLT = multiple demands are not allowed NMPT = multiple- and partial demands are not allowed NPRT = partial demands are not allowed
:48D:	Transfer Indicator	4!c (Code)	O	DEFN: This field specifies whether the guarantee is transferable CODE: TRAN = Guarantee is transferable
:39E:	Transfer Conditions	12*65z (Narrative)	C	DEFN: This field specifies – in case the Transfer Indicator is not sufficient – any further conditions of the transfer RULE: This field may only be present, if field :48D: is also present
:45L:	Underlying Transaction Details	50*65z (Narrative)	M	DEFN: This field indicates a brief description of the guaranteed liability.
:24E:	Delivery of original guarantee	4!c[/35x] (Code) (Narrative)	O	DEFN: This field specifies the method by which the original guarantee is to be delivered. CODES: COLL = BY COLLECTION COUR = BY COURIER MAIL = BY MAIL MESS = BY MESSENGER – PERSONAL DELIVERY OTHR = OTHER METHOD REGM = BY REGISTERED MAIL OR AIRMAIL RULE: The sub-field Narrative may only be used when the method is COUR or OTHR in order to specify the name of the courier service or the definition of another method.

DFÜ Agreement

Appendix 3: Specification of Data Formats

Tag	Field Name	Format	Status	Definition / Content / Additional Usage Rules/Guidelines
:24G:	Delivery to / Collection by	4!c[12*65z] (Code) (Name & Address)	O	DEFN: This field specifies to whom the original of the Guarantee is to be delivered. CODES: BENE = BENEFICIARY OTHR = SPECIFIED ADDRESS RULE: The sub field Name & Address is only possible in connection with the code OTHR' and must then be allocated
End of Sequence C – Details of Guarantee – indirect				
-	End of record level	1!c	M	DEFN: This field indicates the end of the record level. RULE: Field content is always Hyphen (X'2D'). Code as per ISO 8859.

DFÜ Agreement

Appendix 3: Specification of Data Formats

6.3.3 Example - Guarantee Issuance Information of direct guarantee

Narrative:

On **06th May 2020** **Avalbank AG** in Frankfurt issues its **Advance Payment Surety** number **ADVFA0815** based on the previously given instructions by **Pumpen AG, Postfach 123, 60599 Frankfurt, GERMANY** and in favor of **Karl Klotz KG, Hauptstrasse 1, 20354 Hamburg** with the following details:

Anzahlungsbürgschaft Nr. ADVFA0815

Pumpen AG
Postfach 123
60599 Frankfurt
- Auftraggeber -

und

Karl Klotz KG
Hauptstrasse 1
20354 Hamburg
- Begünstigter -

haben folgenden Vertrag geschlossen:

Lieferung von Bohrgestaengen
Nummer des Vertrages: ABC123
Date des Vertrages: 05. Februar 2020
Gesamtwert: EUR 500.000,00

Vereinbarungsgemäß erhält der Auftragnehmer gegen Stellung einer Bankbürgschaft eine Anzahlung in Höhe von EUR 50.000,00.

Dies vorausgeschickt übernehmen wir hiermit gegenüber dem Auftraggeber die selbstschuldnerische Bürgschaft zur Sicherung eines eventuellen Anspruchs des Auftraggebers auf teilweise oder gänzliche Rückzahlung dieser Anzahlung bis zum Höchstbetrag von

EUR 50.000,00 (in Worten: Euro fünfzigtausend)

unter Verzicht auf die Einreden der Anfechtbarkeit, der Aufrechenbarkeit und der Vorausklage gemäß § 770, 771 BGB.

DFÜ Agreement

Appendix 3: Specification of Data Formats

Der Verzicht auf die Einrede der Aufrechenbarkeit gilt nicht, soweit die Forderung des Auftragnehmers unbestritten oder rechtskräftig festgestellt ist.

Wir können aus dieser Bürgschaft nur in Anspruch genommen werden, wenn und soweit der Zahlungsbetrag wie folgt überwiesen worden und vorbehaltlos auf dem angegebenen Konto eingegangen ist:

Empfänger: Pumpen AG

IBAN: DE99 7104 0063 0555 4000 00

bei: Avalbank AG

Verwendungszweck: Zahlungsbürgschaft Nr. ADVFA0815

Die Inanspruchnahme der Bürgschaft kann ausschließlich in Textform (z.B. schriftlich, per Telefax) erfolgen, in der uns der Auftraggeber bestätigt, dass der Auftragnehmer seiner Verpflichtung zur Rückzahlung des angezahlten Betrages nicht nachgekommen ist.

Die Bürgschaft erlischt, sobald uns diese Urkunde -auch über Dritte- zurückgegeben wird, spätestens jedoch am 31. Dezember 2020, wenn und soweit uns nicht spätestens an diesem Tage eine Inanspruchnahme vorliegt.

Mit freundlichen Grüßen
Avalbank AG

On the same day Avalbank notifies the Applicant (i.e. Pumpen AG – their **reference XYZ999**) about the issuance of the guarantee.

Avalbank's contact is Max Mustermann, Phone 069 – 0815, E-Mail max.mustermann@avalbank.com

DFÜ Agreement

Appendix 3: Specification of Data Formats

Message:

Explanation	Message
Identifier of File Header	:A1:GUB
German Bank Code or SWIFT-BIC	:A2:AVALDEFFXXX
Customer Number	:A3:123456789
Customer Data	:A4:Pumpen AG Postfach 60599 Frankfurt
File Creation Date Time	:A5:202005061130
End of Record Level	-
Message Type	:MT:G02
Sequence A	:15A
Customer Reference Number	:21A:XYZ999
Guarantee Number	:20:ADVFA0815
Date of Issue of Guarantee or of Guarantee Request to Issue	:M87:20200506
Message Function	:22A:ISSU
Contact data Financial Institution	:M12:Max Mustermann Telefon: 069 – 0815 E-Mail: max.mustermann@avalbank.com
Sequence B	:15B:
Kind of Guarantee	:22D:SURT
Type of Guarantee	:40C:NONE
Applicable Rules	:23B:FIXD
Validity Type	:31E:201231
Validity Expiry Date	:50:Pumpen AG Postfach 60599 Frankfurt
Obligor	:51:Pumpen AG Postfach 60599 Frankfurt

DFÜ Agreement

Appendix 3: Specification of Data Formats

Message: (continued)

Erläuterung	Nachricht
Beneficiary	:59:Karl Klotz KG Hauptstrasse 1 20354 Hamburg
Guarantee Amount	:32B:EUR50000,
Document and Presentation Instructions	:45C:Die Inanspruchnahme der Buergschaft kann ausschliesslich in Textform (z.B. schriftlich, per Telefax) erfolgen, in der uns der Auftraggeber bestaetigt, dass der Auftragnehmer seiner Verpflichtung zur Rueckzahlung des angezahlten Betrages nicht nachgekommen ist.
Guarantee Terms and Conditions	:77U:Vereinbarungsgemaess erhaelt der AUFTRAGGEBER gegen Stellung einer Bankbuergschaft eine Anzahlung in Hoehe des AVALBETRAGS . Dies vorausgeschickt uebernehmen wir hiermit gegenueber dem BEGUENSTIGTEN die selbstschuldnerische Buergschaft zur Sicherung eines eventuellen Anspruchs des Auftraggebers auf teilweise oder gaenzliche Rueckzahlung dieser Anzahlung bis zum genannten AVALBETRAG (= Hoechstbetrag) unter Verzicht auf die Einreden der Anfechtbarkeit, der Aufrechenbarkeit und der Vorausklage genaess PAR 770, 771 BGB. Der Verzicht auf die Einrede der Aufrechenbarkeit gilt nicht, soweit die Forderung des Auftragnehmers unbestritten oder rechtskraeftig festgestellt ist. Wir koennen aus dieser Buergschaft nur in Anspruch genommen werden, wenn und soweit der Zahlungsbetrag wie folgt ueberwiesen worden und vorbehaltlos auf dem angegebenen Konto eingegangen ist: Empfaenger: AUFTRAGGEBER IBAN: DE99 7104 0063 0555 4000 00 bei: Avalbank AG Verwendungszweck: Anzahlungsbuergschaft Nr. ADVFA0815 Die Buergschaft erlischt, sobald uns diese Urkunde -auch ueber Dritte- zurueckgegeben wird, spaetestens jedoch am VERFALLSDATE , wenn und soweit uns nicht spaetestens an diesem Tage eine Inanspruchnahme vorliegt.

DFÜ Agreement

Appendix 3: Specification of Data Formats

Message: (continued)

Explanation	Message
Liability Details	:45L:Lieferung von Bohrgestaengen Nummer des Vertrages: ABC123 Date des Vertrages: 05. Februar 2020 Gesamtwert: EUR 500.000,00
Delivery of original guarantee	:24E:REGM
Delivery to / Collection by	:24G:BENE
End of Record Level	-
Identifier of File Trailer	:Z1:Z
End of Record Level	-

6.3.4 Example – Guarantee Issuance Information of indirect guarantee

Narrative:

On **06th May 2020 Avalbank AG** in Frankfurt issues its **Counter-Guarantee / Counter-liability** number **PGFFA0815** based on the previously given instructions by **Pumpen AG, Postfach 123, 60599 Frankfurt, GERMANY** in favor of **Norwegian Bank PLC in Oslo** for the amount of **NOK 50.000,00 valid until 15th January 2021**.

Avalbank instructs **Norwegian Bank PLC in Oslo** to issue a **local performance demand guarantee** in favour of **Mining PLC, Main Road, Oslo, NORWAY** for the amount of **NOK 50.000,00 valid until 31. December 2020**.

The wording of the performance guarantee shall be according to **the standard wording of the Norwegian bank in English**.

The guarantee covers the **delivery of pumps and equipment** under **contract number ABC123 dated 05. February 2020** of a **total amount of NOK 500.000,00**.

The guarantee should be delivered to the **Beneficiary by courier service**.

On the same day Avalbank notifies the Applicant (i.e. Pumpen AG – their **reference XYZ999**) about the issuance of the guarantee.

Avalbank's contact is **Max Mustermann, Phone 069 – 0815, E-Mail max.mustermann@avalbank.com**

DFÜ Agreement

Appendix 3: Specification of Data Formats

Message:

Explanation	Message
Identifier of File Header	:A1:GUB
German Bank Code or SWIFT-BIC	:A2:AVALDEFFXXX
Customer Number	:A3:123456789
Customer Data	:A4:Pumpen AG Postfach 60599 Frankfurt
File Creation Date Time	:A5:202005061245
End of Record Level	-
Message Type	:MT:G02
Sequence A	:15A:
Customer Reference	:21A:XYZ999
Guarantee Number	:20:PGFFA0815
Date of Issue of Guarantee or of Guarantee Request to Issue	:M87:20200506
Message Function	:22A:ISCO
Contact data Financial Institution	:M12:Max Mustermann Telefon: 069 – 0815 E-Mail: max.mustermann@avalbank.com
Sequence B	:15B:
Kind of Guarantee	:22D:DGAR
Applicable Rules	:40C:NONE
Validity Type	:23B:FIXD
Validity Expiry Date	:31E:210115

DFÜ Agreement

Appendix 3: Specification of Data Formats

Message: (continued)

Explanation	Message
Beneficiary	:59A:NORWNOOSXXX
Guarantee Amount	:32B:NOK50000,
Document and Presentation Instructions	:45C:Upon receipt by us of your first demand in writing or by tested telex/cable or by authenticated SWIFT-message wherein you notify us that you have been called upon to effect payment under your guarantee in accordance with its terms and in the amount you are demanding from us. Our liability under our counter-guarantee no. towards you expires on the specified EXPIRY DATE, by which date any claim must be received by us.
Guarantee Terms and Conditions	:77U:In consideration of your issuing your guarantee as requested, we hereby give you our irrevocable and unconditional counter-guarantee No. PGFFA0815 and undertake to pay to you without reservation and notwithstanding any contestation from ourselves, our principal or any third party and despite any dispute that may arise between the contracting parties, any sum or sums not exceeding in total the UNDERTAKING AMOUNT.
Sequence C	:15C:
Kind of Guarantee	:22D:DGAR
Type of Guarantee	:22K:PERF
Appllicable Rules	:40C:NONE
Validity Type	:23B:FIXD
Validity Expiry Date	:31E:201231
Applicant	:50:Pumpen AG Postfach 60599 Frankfurt GERMANY

DFÜ Agreement

Appendix 3: Specification of Data Formats

Message: (continued)

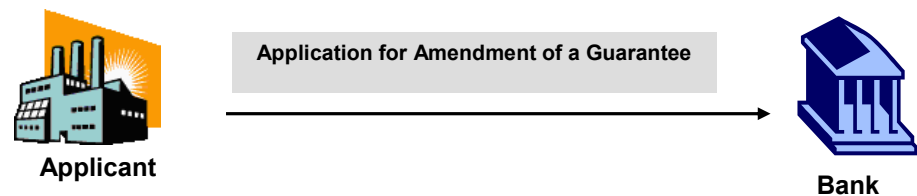
Explanation	Message
Obligor	:51:Pumpen AG Postfach 60599 Frankfurt GERMANY
Issuing Bank	:52D:Norwegian Bank PLC Main Road Oslo NORWAY
Beneficiary	:59:Mining PLC Main Road Oslo NORWAY
Guarantee Amount	:32B:NOK50000,
Standard Wording required	:22Y:STND
Standard Wording requested Language	:40D:EN
Liability Details	:45L:delivery of pumps and equipment number of contract: ABC123 date of contract: 05.02.2020 total contract value: NOK 500.000,00
Delivery of original guarantee	:24E:COUR
Delivery to / Collection by	:24G:BENE
End of Record Level	-
Identifier of File Trailer	:Z1:Z
End of Record Level	-

6.4 Application for Amendment of a Guarantee G03

6.4.1 Message Scope and Message Flow

An “Application for Amendment of a Guarantee” message is send by the Applicant to the Bank, to request this Bank to issue an amendment to a guarantee on behalf of the Applicant (i.e. direct guarantee).

It could also be used to instruct the bank to issue a request to a Correspondent Bank to issue an amendment to a guarantee in return for its counter-liability / counter-guarantee (i.e. indirect guarantee).



The structure of the message consists of 3 parts resp. Sequences:

Sequence A General Data	MANDATORY	Contains general data such as for example customer reference and message function
Sequence B Amendment Details – direct Guarantee	CONDITIONAL	Depending on the function of the message (e.g. Application to amend a direct guarantee) this part resp. sequence of the message contains all amendment details
Sequence C Amendment Details – indirect Guarantee	CONDITIONAL	Depending on the function of the message (e.g. Application to amend an indirect guarantee) in return for a counter-liability/counter-guarantee) this part resp. sequence contains all details of the amendment to the local guarantee for a correspondent bank

A G03 message always consists of 2 sequences: **Sequence A and Sequence B** for amendment of a direct guarantee or **Sequence A and Sequence C** for amendment of an indirect guarantee.

DFÜ Agreement

Appendix 3: Specification of Data Formats

6.4.2 Message Format Specification

Tag	Field Name	Format	Status	Definition / Content / Additional Usage Rules/Guidelines
:MT:	Message Type	3!c	M	DEFN: This field specifies the message type. RULE: Field content is always G03.
Sequence A – General Information			M	
:15A:	New Sequence		M	DEFN: The field specifies the beginning of sequence A RULE: This field is always empty.
:21A:	Customer Reference Number	16x	M	DEFN: This field specifies the reference number which has been assigned by the customer.
:20:	Guarantee Number	16x	M	DEFN: This field specifies the reference number which has been assigned by the bank to the transaction.
:26E:	Number of Amendment	3n (Number)	M	DEFN: This field specifies the number which identifies this amendment. RULE: This number starts at 001 and is incremented by 1 for each subsequent amendment to the same guarantee.
:22A:	Message function	4!c (Code)	M	DEFN: This field specifies the function of the message. CODES: ISCA = Application for amendment of an indirect guarantee with counter-guarantee / counter-liability ISUA = Application for amendment of a direct guarantee
:23S:	Cancellation Request	6!a (Code)	O	DEFN: This field specifies whether the guarantee is requested to be cancelled. RULE: Field content is always CANCEL.

DFÜ Agreement

Appendix 3: Specification of Data Formats

Tag	Field Name	Format	Status	Definition / Content / Additional Usage Rules/Guidelines
:49Z:	Special agreements	50*65z (Narrative)	O	DEFN: This field indicates any special agreements between the customer and the bank for the specified guarantee. Example: "Our Advance Payment Guarantee contains – despite our advice – no terms of effectiveness. Therefore, in case of a demand made, we will assume that the advance payment has been made and the guarantee is in force."
:M11:	Contact data customer	4*35z (Narrative)	O	DEFN: This field specifies the contact data of the customer (Applicant)
:72Z:	Corporate to Bank Information	6*35z (Narrative)	O	DEFN: This field contains additional information from the corporate (Applicant) to the bank (Receiver of the message). Example: "We refer to our todays phone conversation with Mrs./Mr."

End of Sequence A – General Information

DFÜ Agreement

Appendix 3: Specification of Data Formats

Tag	Field Name	Format	Status	Definition / Content / Additional Usage Rules/Guidelines
Sequence B – Amendment Details of Guarantee – direct			C	RULE: Sequence B may only be and must be present, if field :22A: Message Function consist of the code ,ISUA‘
:15B:	New Sequence		M	DEFN: The field specifies the beginning of sequence B RULE: This field is always empty.
:32B:	Increase of Guarantee Amount	3!a15d (Currency)(Amount)	O	DEFN: This field contains the currency and amount of an increase in the guarantee amount. RULE: The currency of the amount must be in the same currency as the original guarantee amount.
:33B:	Decrease of Guarantee Amount	3!a15d (Currency)(Amount)	O	DEFN: This field contains the currency code and amount of a decrease in the guarantee amount. RULE: The currency of the amount must be in the same currency as the original guarantee amount.
:23B:	Validity Type	4!c (Code)	O	DEFN: This field specifies the amended validity of the guarantee CODES: COND = EXPIRY CONDITION (incl. the option Expiry Date) FIXD = LIMITED (with or without automatic extension) OPEN = UNLIMITED
:31E:	Validity Expiry Date	6!n (Date)	O	DEFN: This field specifies the new expiry date of the guarantee. RULE: The required format is: YYMMDD
:M89:	Approximate Expiry Date	6!n (Date)	O	DEFN: This field specifies the new approximate expiry date of the guarantee (unlimited validity), i.e. the economic maturity as per the underlying transaction. RULE: The required format is: YYMMDD
:35G:	Expiry Condition / Event	12*65x (Narrative)	O	DEFN: This field specifies amendments to the conditions or events for the expiry of the guarantee in free text form (e.g. 180 days after presentation of a specific document)
:59:	Beneficiary	[/34x] (Account) 4*35x (Name & Address)	O	DEFN: This field specifies amendments to the Beneficiary of the guarantee

DFÜ Agreement

Appendix 3: Specification of Data Formats

Tag	Field Name	Format	Status	Definition / Content / Additional Usage Rules/Guidelines
:77U:	Other amendments to Guarantee	350*65z (Narrative)	O	DEFN: This field specifies other amendments to the guarantee in free text form
:24E:	Delivery of original amendment to guarantee	4!c[/35x] (Code) (Narrative)	O	<p>DEFN: This field specifies the method by which the original amendment to the guarantee is to be delivered.</p> <p>CODES:</p> <p>COLL = BY COLLECTION COUR = BY COURIER MAIL = BY MAIL MESS = BY MESSENGER – PERSONAL DELIVERY OTHR = OTHER METHOD REGM = BY REGISTERED MAIL OR AIRMAIL</p> <p>RULE: The sub-field Narrative may only be used when the method is COUR or OTHR in order to specify the name of the courier service or the definition of another method.</p>
:24G:	Delivery to / Collection by	4!c [12*65z] (Code) (Name & Address)	O	<p>DEFN: This field specifies to whom the original amendment to the Guarantee is to be delivered.</p> <p>CODES:</p> <p>BENE = BENEFICIARY APPL = APPLICANT OBLI = OBLIGOR OTHR = SPECIFIED ADDRESS</p> <p>RULE: The sub field Name & Address is only possible in connection with the code OTHR' and must then be allocated</p>
End of Sequence B – Amendment Details of Guarantee – direct				

DFÜ Agreement

Appendix 3: Specification of Data Formats

Tag	Field Name	Format	Status	Definition / Content / Additional Usage Rules/Guidelines
Sequence C – Amendment Details of Guarantee – indirect			C	RULE: Sequence C may only be and must be present, if field :22A: Message Function consist of the code ,ISCA‘
:15C:	New Sequence		M	DEFN: The field specifies the beginning of sequence C RULE: This field is always empty.
:32B:	Increase of Guarantee Amount	3!a15d (Currency)(Amount)	O	DEFN: This field contains the currency and amount of an increase in the guarantee amount. RULE: The currency of the amount must be in the same currency as the original guarantee amount.
:33B:	Decrease of Guarantee Amount	3!a15d (Currency)(Amount)	O	DEFN: This field contains the currency code and amount of a decrease in the guarantee amount. RULE: The currency of the amount must be in the same currency as the original guarantee amount.
:23B:	Validity Type	4!c (Code)	O	DEFN: This field specifies the amended validity of the guarantee CODES: COND = EXPIRY CONDITION (incl. the option Expiry Date) FIXD = LIMITED (with or without automatic extension) OPEN = UNLIMITED
:31E:	Validity Expiry Date	6!n (Date)	O	DEFN: This field specifies the new expiry date of the guarantee. RULE: The required format is: YYMMDD
:M89:	Approximate Expiry Date	6!n (Date)	O	DEFN: This field specifies the new approximate expiry date of the guarantee (unlimited validity), i.e. the economic maturity as per the underlying transaction. RULE: The required format is: YYMMDD
:35G:	Expiry Condition / Event	12*65x (Narrative)	O	DEFN: This field specifies amendments to the conditions or events for the expiry of the guarantee in free text form (e.g. 180 days after presentation of a specific document)
:59:	Beneficiary	[/34x] (Account) 4*35x (Name & Address)	O	DEFN: This field specifies amendments to the Beneficiary of the guarantee

DFÜ Agreement

Appendix 3: Specification of Data Formats

Tag	Field Name	Format	Status	Definition / Content / Additional Usage Rules/Guidelines
:77L:	Other amendments to Guarantee	350*65z (Narrative)	O	DEFN: This field specifies other amendments to the guarantee in free text form
:24E:	Delivery of original amendment to guarantee	4!c[/35x] (Code) (Narrative)	O	<p>DEFN: This field specifies the method by which the original amendment to the guarantee is to be delivered.</p> <p>CODES:</p> <p>COLL = BY COLLECTION COUR = BY COURIER MAIL = BY MAIL MESS = BY MESSENGER – PERSONAL DELIVERY OTHR = OTHER METHOD REGM = BY REGISTERED MAIL OR AIRMAIL</p> <p>RULE: The sub-field Narrative may only be used when the method is COUR or OTHR in order to specify the name of the courier service or the definition of another method.</p>
:24G:	Delivery to / Collection by	4!c [12*65} (Code) (Name & Address)	O	<p>DEFN: This field specifies to whom the original amendment to the Guarantee is to be delivered.</p> <p>CODES:</p> <p>BENE = BENEFICIARY OTHR = SPECIFIED ADDRESS</p> <p>RULE: The sub field Name & Address is only possible in connection with the code OTHR' and must then be allocated</p>
End of Sequence C – Amendment Details of Guarantee – indirect				
-	End of record level	1!c	M	<p>DEFN: This field indicates the end of the record level.</p> <p>RULE: Field content is always Hyphen (X'2D'). Code as per ISO 8859.</p>

DFÜ Agreement

Appendix 3: Specification of Data Formats

6.4.3 Example – Application for amendment of a direct guarantee

Narrative:

On **21st June 2020**, **Pumpen AG** instructs **Avalbank AG** in Frankfurt to amend its **Advance Payment Surety no. ADVFA0815** (**customer reference** number **XYZ999**) as follows:

Please **extend** the validity of the surety until **30th June 2021**.

The amendment should be delivered to the **Beneficiary by registered mail or airmail**.

It is the **first amendment** to the surety.

The **Applicant's contact** is **John Sixpack**.

DFÜ Agreement

Appendix 3: Specification of Data Formats

Message:

Explanation	Message
Identifier of File Header	:A1:GUK
German Bank Code or SWIFT-BIC	:A2:AVALDEFFXXX
Customer Number	:A3:123456789
Customer Data	:A4:Pumpen AG Postfach 60599 Frankfurt
File Creation Date Time	:A5:202006210850
End of Record Level	-
Message Type	:MT:G03
Sequence A	:15A:
Customer Reference Number	:21A:XYZ999
Guarantee Number	:20:ADVFA0815
Amendment Number	:26E:001
Message Function	:22A:ISUA
Contact Data Customer	:M11:John Sixpack
Sequence B	:15B:
Validity Expiry Date	:31E:210630
Delivery of original amendment to guarantee	:24E:REGM
Delivery to / Collection by	:24G:BENE
End of Record Level	-
Identifier of File Trailer	:Z1:Z
End of Record Level	-

6.4.4 Example – Application for amendment of an indirect guarantee

Narrative:

On **21st June 2020**, **Pumpen AG** instructs **Avalbank AG** in Frankfurt to request the amendment of the **local demand performance guarantee issued by a Norwegian bank** as follows:

Please **extend** the validity of the guarantee until **30th June 2021**.

The **counter-guarantee / counter-liability number** is **PGFFA0815**; the **customer reference** is **XYZ999**

The amendment should be delivered to the **Beneficiary by courier service**.

It is the **first amendment** to the guarantee.

The **Applicant's contact** is **John Sixpack**.

DFÜ Agreement

Appendix 3: Specification of Data Formats

Message:

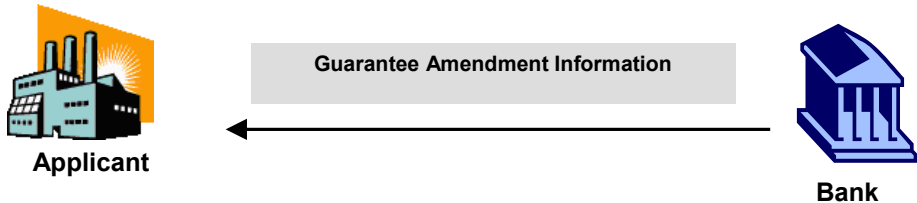
Explanation	Message
Identifier of File Header	:A1:GUK
German Bank Code or SWIFT-BIC	:A2:AVALDEFFXXX
Customer Number	:A3:123456789
Customer Data	:A4:Pumpen AG Postfach 60599 Frankfurt
File Creation Date Time	:A5:202006210850
End of Record Level	-
Message Type	:MT:G03
Sequence A	:15A:
Customer Reference Number	:21A:XYZ999
Guarantee Number	:20:PGFFA0815
Amendment Number	:26E:001
Message Function	:22A:ISCA
Contact Data Customer	:M11:John Sixpack
Sequence C	:15C:
Validity Expiry Date	:31E:210630
Delivery of original amendment to guarantee	:24E:COUR
Delivery to / Collection by	:24G:BENE
End of Record Level	-
Identifier of File Trailer	:Z1:Z
End of Record Level	-

6.5 Guarantee Amendment Information G04

6.5.1 Message Scope and Message Flow

A "Guarantee Amendment Information" message is send by the bank to the Applicant, to confirm to the Applicant that an amendment to a guarantee has been issued by this bank on the basis of the Applicant's previously given instructions (i.e. direct guarantee).

It could also be used to inform the Applicant, that the bank has issued a request to a Correspondent Bank to issue an amendment to a guarantee in return for its counter-liability / counter-guarantee (i.e. indirect guarantee).



The structure of the message consists of 3 parts resp. Sequences:

Sequence A General Data	MANDATORY	Contains general data such as for example customer reference and message function
Sequence B Amendment Details – direct Guarantee or Amendment Details of Counter-Guarantee/-liability	MANDATORY	Depending on the function of the message this part resp. sequence of the message contains details of the amendments to the direct guarantee or amendments to the counter-guarantee / counter-liability
Sequence C Details of guarantee- indirect	CONDITIONAL	Depending on the function of the message this part resp. sequence of the message contains all details of the amendment to the local guarantee to a correspondent bank

DFÜ Agreement

Appendix 3: Specification of Data Formats

6.5.2 Message Format Specification

Tag	Field Name	Format	Status	Definition / Content / Additional Usage Rules/Guidelines
:MT:	Message Type	3!c	M	DEFN: This field specifies the message type. RULE: Field content is always G04.
Sequence A – General Information			M	
:15A:	New Sequence		M	DEFN: The field specifies the beginning of sequence A RULE: This field is always empty.
:21A:	Customer Reference Number	16x	M	DEFN: This field specifies the reference number which has been assigned by the customer.
:20:	Guarantee Number	16x	M	DEFN: This field specifies the reference number which has been assigned by the bank to the transaction.
:M88:	Date of Issue of Guarantee Amendment or of Request to Issue a Guarantee Amendment	8!n (Date)	M	DEFN: This field specifies the date of issue of the guarantee amendment (direct guarantee) or the date of the request to issue a guarantee amendment (indirect guarantee). RULE: The required format is: YYYYMMDD
:26E:	Number of Amendment	3n (Number)	M	DEFN: This field specifies the number which identifies this amendment. RULE: This number starts at 001 and is incremented by 1 for each subsequent amendment to the same guarantee.
:22A:	Message function	4!c (Code)	M	DEFN: This field specifies the function of the message. CODES: ISCA = Application for amendment of an indirect guarantee with counter-guarantee / counter-liability ISUA = Application for amendment of a direct guarantee
:23S:	Cancellation Request	6!a (Code)	O	DEFN: This field specifies whether the guarantee is requested to be cancelled. RULE: Field content is always CANCEL.

DFÜ Agreement

Appendix 3: Specification of Data Formats

Tag	Field Name	Format	Status	Definition / Content / Additional Usage Rules/Guidelines
:49Z:	Special agreements	50*65z (Narrative)	O	DEFN: This field indicates any special agreements between the customer and the bank for the specified guarantee. Example: “Our Advance Payment Guarantee contains – despite our advice – no terms of effectiveness. Therefore, in case of a demand made, we will assume that the advance payment has been made and the guarantee is in force.”
:M12:	Contact data of financial institution	4*35z (Narrative)	M	DEFN: This field specifies the contact data of the financial institution
:72Z:	Bank to Corporate Information	6*35z (Narrative)	O	DEFN: This field contains additional information from the bank to the corporate (Applicant) Example: “We refer to our todays phone conversation with Mrs./Mr.”
End of Sequence A – General Information				

DFÜ Agreement

Appendix 3: Specification of Data Formats

Tag	Field Name	Format	Status	Definition / Content / Additional Usage Rules/Guidelines
	Sequence B – Amendment Details of direct Guarantee or Amendment Details of counter-guarantee/-liability		M	DEFN: Sequence B contains if field :22A: Message Function consist of the code ,ISUA' details of the amendment to a direct guarantee. If field :22A: contains the code ,ISCA', Sequence B contains the details of the amendment to the counter-guarantee/counter-liability.
:15B:	New Sequence		M	DEFN: The field specifies the beginning of sequence B RULE: This field is always empty.
:32B:	Increase of Guarantee Amount	3!a15d (Currency)(Amount)	O	DEFN: This field contains the currency and amount of an increase in the guarantee amount. RULE: The currency of the amount must be in the same currency as the original guarantee amount.
:33B:	Decrease of Guarantee Amount	3!a15d (Currency)(Amount)	O	DEFN: This field contains the currency code and amount of a decrease in the guarantee amount. RULE: The currency of the amount must be in the same currency as the original guarantee amount.
:23B:	Validity Type	4!c (Code)	O	DEFN: This field specifies the amended validity of the guarantee CODES: COND = EXPIRY CONDITION (incl. the option Expiry Date) FIXD = LIMITED (with or without automatic extension) OPEN = UNLIMITED
:31E:	Validity Expiry Date	6!n (Date)	O	DEFN: This field specifies the new expiry date of the guarantee. RULE: The required format is: YYMMDD
:35G:	Expiry Condition / Event	12*65x (Narrative)	O	DEFN: This field specifies amendments to the conditions or events for the expiry of the guarantee in free text form (e.g. 180 days after presentation of a specific document)

DFÜ Agreement

Appendix 3: Specification of Data Formats

Tag	Field Name	Format	Status	Definition / Content / Additional Usage Rules/Guidelines
:59a:	Beneficiary	No letter option [/34x] (Account) 4*35x (Name & Address) A [/1!a]/[/34x] (Party Identifier) 4!a2!a2!c[3!c] (Identifier Code)	O	DEFN: This field specifies amendment to the beneficiary of the guarantee or the counter-guarantee / counter-liability
:77U:	Other amendments to Guarantee	400*65z (Narrative)	O	DEFN: This field specifies other amendments to the guarantee in free text form
:24E:	Delivery of original amendment to guarantee	4!c[/35x] (Code) (Narrative)	O	DEFN: This field specifies the method by which the original amendment to the guarantee is to be delivered. CODES: COLL = BY COLLECTION COUR = BY COURIER MAIL = BY MAIL MESS = BY MESSENGER – PERSONAL DELIVERY OTHR = OTHER METHOD REGM = BY REGISTERED MAIL OR AIRMAIL RULE: The sub-field Narrative may only be used when the method is COUR or OTHR in order to specify the name of the courier service or the definition of another method.
:24G:	Delivery to / Collection by	4!c [12*65z] (Code) (Name & Address)	O	DEFN: This field specifies to whom the original amendment to the Guarantee is to be delivered. CODES: BENE = BENEFICIARY APPL = APPLICANT OBLI = OBLIGOR OTHR = SPECIFIED ADDRESS RULE: The sub field Name & Address is only possible in connection with the code OTHR' and must then be allocated
Tag	Field Name	Format	Status	Definition / Content / Additional Usage Rules/Guidelines

DFÜ Agreement

Appendix 3: Specification of Data Formats

Sequence B – Amendment Details of direct Guarantee or Amendment Details of counter-guarantee/liability

Sequence C – Amendment Details of Guarantee – indirect		C	RULE: Sequence C may only be present, if field :22A: Message Function consist of the code ,ISCA‘
:15C:	New Sequence	M	DEFN: The field specifies the beginning of sequence C RULE: This field is always empty.
:32B:	Increase of Guarantee Amount 3!a15d (Currency)(Amount)	O	DEFN: This field contains the currency and amount of an increase in the guarantee amount. RULE: The currency of the amount must be in the same currency as the original guarantee amount.
:33B:	Decrease of Guarantee Amount 3!a15d (Currency)(Amount)	O	DEFN: This field contains the currency code and amount of a decrease in the guarantee amount. RULE: The currency of the amount must be in the same currency as the original guarantee amount.
:23B:	Validity Type 4!c (Code)	O	DEFN: This field specifies the amended validity of the guarantee CODES: COND = EXPIRY CONDITION (incl. the option Expiry Date) FIXD = LIMITED (with or without automatic extension) OPEN = UNLIMITED
:31E:	Validity Expiry Date 6!n (Date)	O	DEFN: This field specifies the new expiry date of the guarantee. RULE: The required format is: YYMMDD
:35G:	Expiry Condition / Event 12*65x (Narrative)	O	DEFN: This field specifies amendments to the conditions or events for the expiry of the guarantee in free text form (e.g. 180 days after presentation of a specific document)
:59:	Beneficiary [/34x] (Account 4*35x (Name & Address)	O	DEFN: This field specifies amendments to the Beneficiary of the guarantee
:77L:	Other amendments to Guarantee 400*65z (Narrative)	O	DEFN: This field specifies other amendments to the guarantee in free text form

DFÜ Agreement

Appendix 3: Specification of Data Formats

Tag	Field Name	Format	Status	Definition / Content / Additional Usage Rules/Guidelines
:24E:	Delivery of original amendment to guarantee	4!c[/35x] (Code) (Narrative)	O	DEFN: This field specifies the method by which the original amendment to the guarantee is to be delivered. CODES: COLL = BY COLLECTION COUR = BY COURIER MAIL = BY MAIL MESS = BY MESSENGER – PERSONAL DELIVERY OTHR = OTHER METHOD REGM = BY REGISTERED MAIL OR AIRMAIL RULE: The sub-field Narrative may only be used when the method is COUR or OTHR in order to specify the name of the courier service or the definition of another method.
:24G:	Delivery to / Collection by	4!c [12*65z} (Code) (Name & Address)	O	DEFN: This field specifies to whom the original amendment to the Guarantee is to be delivered. CODES: BENE = BENEFICIARY OTHR = SPECIFIED ADDRESS RULE: The sub field Name & Address is only possible in connection with the code OTHR' and must then be allocated
End of Sequence C – Amendment Details of Guarantee – indirect				
-	End of record level	1!c	M	DEFN: This field indicates the end of the record level. RULE: Field content is always Hyphen (X'2D'). Code as per ISO 8859.

6.5.3 Example – Guarantee Amendment Information of direct guarantee

Narrative:

On **22nd June 2020 Avalbank AG** in Frankfurt issues an amendment to its Advance Payment Surety number **ADVFA0815** based on the previously given instructions by **Pumpen AG** in and forward it to the **beneficiary** by **registered mail**.

It is the **first amendment** to the surety.

The validity of the Advance Payment Surety will be extended until **30th June 2021**.

The amendment should be delivered to the **Beneficiary by registered mail or airmail**.

On the same day Avalbank notifies the Applicant (i.e. Pumpen AG – their **reference XYZ999**) about the issuance of the amendment.

Avalbank's contact is **Max Mustermann**, Phone **069 – 0815**, E-Mail **max.mustermann@avalbank.com**

DFÜ Agreement

Appendix 3: Specification of Data Formats

Message:

Explanation	Message
Identifier of File Header	:A1:GUB
German Bank Code or SWIFT-BIC	:A2:AVALDEFFXXX
Customer Number	:A3:123456789
Customer Data	:A4:Pumpen AG Postfach 60599 Frankfurt
File Creation Date Time	:A5:202006220850
End of Record Level	-
Message Type	:MT:G04
Sequence A	:15A:
Customer Reference Number	:21A:XYZ999
Guarantee Number	:20:ADVFA0815
Date of Amendment of Guarantee or of Guarantee Request to Amend	:M88:20200622
Amendment Number	:26E:001
Message Function	:22A:ISUA
Contact data Financial Institution	:M12:Max Mustermann Telefon: 069 – 0815 E-Mail: max.mustermann@avalbank.com
Sequence B	:15B:
Validity Expiry Date	:31E:210630
Delivery of original amendment to guarantee	:24E:REGM
Delivery to / Collection by	:24G:BENE
End of Record Level	-
Identifier of File Trailer	:Z1:Z
End of Record Level	-

6.5.4 Example – Guarantee Amendment Information of indirect guarantee

Narrative:

On **22nd June 2020 Avalbank AG** in Frankfurt amends its **Counter-Guarantee / Counter-liability** number **PGFFA0815** based on the previously given instructions by Pumpen AG and instructs the Norwegian bank to amend its local issued demand performance guarantee.

It is the **first amendment** to the guarantee.

The validity of the Demand Performance Guarantee shall be extended until **30th June 2021**.

The amendment should be delivered to the **Beneficiary by courier service**.

In this respect Avalbank **extends** its **counter-guarantee / counter-liability** in favour of the Norwegian bank until **15th July 2021**.

On the same day Avalbank notifies the Applicant (i.e. Pumpen AG – their **reference XYZ999**) about the issuance of the amendment.

Avalbank's contact is **Max Mustermann, Phone 069 – 0815, E-Mail max.mustermann@avalbank.com**

DFÜ Agreement

Appendix 3: Specification of Data Formats

Message:

Explanation	Message
Identifier of File Header	:A1:GUB
German Bank Code or SWIFT-BIC	:A2:AVALDEFFXXX
Customer Number	:A3:123456789
Customer Data	:A4:Pumpen AG Postfach 60599 Frankfurt
File Creation Date Time	:A5:202006220850
End of Record Level	-
Message Type	:MT:G04
Sequence A	:15A:
Customer Reference Number	:21A:XYZ999
Guarantee Number	:20:PGFFA0815
Date of Amendment of Guarantee or of Guarantee Request to Amend	:M88:20200622
Amendment Number	:26E:001
Message Function	:22A:ISCA
Contact data Financial Institution	:M12:Max Mustermann Telefon: 069 – 0815 E-Mail: max.mustermann@avalbank.com
Sequence B	:15B:
Validity Expiry Date	:31E:210715
Sequence C	:15C:
Validity Expiry Date	:31E:210630
Delivery of original amendment to guarantee	:24E:COUR
Delivery to / Collection by	:24G:BENE

DFÜ Agreement

Appendix 3: Specification of Data Formats

Message: (continued)

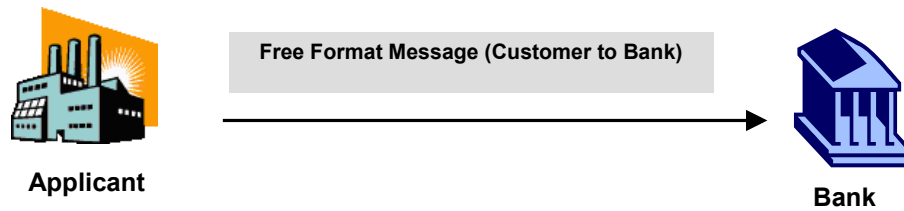
Explanation	Message
End of Record Level	-
Identifier of File Trailer	:Z1:Z
End of Record Level	-

6.6 Free Format Message (Customer to Bank) G05

6.6.1 Message Scope and Message Flow

A Guarantee Free Format Message is send by the customer to the bank.

It is used to send or receive information for which another message type is not applicable.



6.6.2 Message Format Specification

Tag	Field Name	Format	Status	Definition / Content / Additional Usage Rules/Guidelines
:MT:	Message Type	3!c	M	DEFN: This field specifies the message type. RULE: Field content is always G05.
:21A:	Customer Reference Number	16x	M	DEFN: This field specifies the reference number which has been assigned by the customer.
:20:	Guarantee Number	16x	M	DEFN: This field specifies the reference number which has been assigned by the bank to the transaction.
:23H:	Message function	8!c (Code)	O	DEFN: This field specifies the function of the message CODE: DTAKORRE = Correction to the application DTASTATU = Status Inquiry GENINFAD = General Information OTHERFNC = Other Inquiry
:45D:	Narrative	400*65z (Narrative)	M	DEFN: This field contains any free text information
:M11:	Contact data customer	4*35z (Narrative)	O	DEFN: This field specifies the contact data of the customer (Applicant)
-	End of record level	1!c	M	DEFN: This field indicates the end of the record level. RULE: Field content is always Hyphen (X'2D'). Code as per ISO 8859.

6.7 Free Format Message (Bank to Customer) G06

6.7.1 Message Scope and Message Flow

A Guarantee Free Format Message is send by the bank to the customer.

It is used to send or receive information for which another message type is not applicable.



DFÜ Agreement

Appendix 3: Specification of Data Formats

6.7.2 Message Format Specification

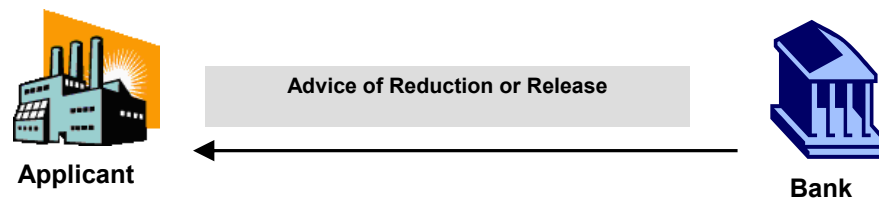
Tag	Field Name	Format	Status	Definition / Content / Additional Usage Rules/Guidelines
:MT:	Message Type	3!c	M	DEFN: This field specifies the message type. RULE: Field content is always G06.
:21A:	Customer Reference Number	16x	M	DEFN: This field specifies the reference number which has been assigned by the customer.
:20:	Guarantee Number	16x	M	DEFN: This field specifies the reference number which has been assigned by the bank to the transaction.
:23H:	Message function	8!c (Code)	O	DEFN: This field specifies the function of the message CODE: DTAKORRE = Correction to the application DTASTATU = Status Inquiry GENINFAD = General Information OTHERFNC = Other Inquiry
:M46:	Remarks of the issuing bank	100*65z (Narrative)	O	DEFN: This field specifies remarks of the issuing bank
:45D:	Narrative	400*65 (Narrative)z	M	DEFN: This field contains any free text information
:M12:	Contact data of financial institution	4*35z (Narrative)	M	DEFN: This field specifies the contact data of the financial institution
-	End of record level	1!c	M	DEFN: This field indicates the end of the record level. RULE: Field content is always Hyphen (X'2D'). Code as per ISO 8859.

6.8 Advice of Reduction or Release G07

6.8.1 Message Scope and Message Flow

An “Advice of Reduction or Release” message is send by the bank to the Applicant, to indicate the reduced amount of a guarantee or the amount for which the Applicant is released of all its liability under a specified guarantee.

It also indicates the outstanding amount of the guarantee.



DFÜ Agreement

Appendix 3: Specification of Data Formats

6.8.2 Message Format Specification

Tag	Field Name	Format	Status	Definition / Content / Additional Usage Rules/Guidelines
:MT:	Message Type	3!c	M	DEFN: This field specifies the message type. RULE: Field content is always G07.
:21A:	Customer Reference Number	16x	M	DEFN: This field specifies the reference number which has been assigned by the customer.
:20:	Guarantee Number	16x	M	DEFN: This field specifies the reference number which has been assigned by the bank to the transaction.
:30:	Date of Reduction or Release	6!n (Date)	M	DEFN: This field specifies the date as of which the Applicant is released of all its liability or part thereof under the specified guarantee. RULE: The required format is: YYMMDD
:33B:	Amount Reduced or Released	3!a15d (Currency)(Amount)	M	DEFN: This field contains the currency and amount of which the Applicant is released of all its liability under the specified guarantee.
:34B:	Amount Outstanding	3!a15d (Currency)(Amount)	M	DEFN: This field contains the currency code and amount outstanding of the specified guarantee.
:M12:	Contact data of financial institution	4*35z (Narrative)	M	DEFN: This field specifies the contact data of the financial institution
:72Z:	Bank to Corporate Information	6*35x (Narrative)	O	DEFN: This field contains additional information from the bank to the corporate (Applicant).
-	End of record level	1!c	M	DEFN: This field indicates the end of the record level. RULE: Field content is always Hyphen (X'2D'). Code as per ISO 8859.

DFÜ Agreement

Appendix 3: Specification of Data Formats

6.8.3 Example

Narrative:

On **10th July 2020** Avalbank AG in Frankfurt informs its customer Pumpen AG that it has been **released** of all its liability under the **Performance Guarantee** number **PGFFA0815** (customer reference number **XYZ999**) for an amount of **EUR 50.000,00**.
The **outstanding guarantee amount** is **EUR 0,00**.

Message:

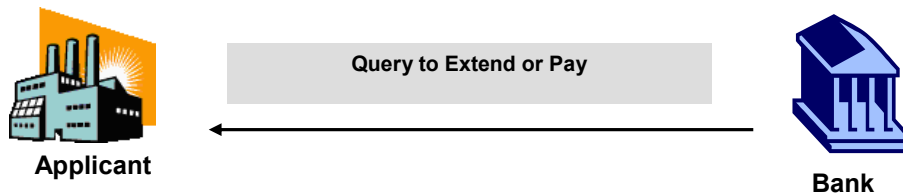
Explanation	Message
Identifier of File Header	:A1:GUB
German Bank Code or SWIFT-BIC	:A2:AVALDEFFXXX
Customer Number	:A3:123456789
Customer Data	:A4:Pumpen AG Postfach 60599 Frankfurt
File Creation Date Time	:A5:202007101620
End of Record Level	-
Message Type	:MT:G07
Customer Reference Number	:21A:XYZ999
Guarantee Number	:20:PGFFA0815
Date of Reduction or Release	:30:200710
Amount Reduced or Released	:33B:EUR50000,
Amount Outstanding	:34B:EUR0,
Contact data financial institution	:M12:MaxMustermann Phone: 069 – 0815 E-Mail:max.mustermann@avalbank.com
End of Record Level	-
Identifier of File Trailer	:Z1:Z
End of Record Level	-

6.9 Query to Extend or Pay G08

6.9.1 Message Scope and Message Flow

A “Query to Extend or Pay” message is send by the bank to the Applicant, to indicate that the bank has received a request to extend or pay under a specified guarantee.

The message indicates the information of the Extend or Pay request and the Applicant is expected to send a reply, either to extend the guarantee or to pay.



DFÜ Agreement

Appendix 3: Specification of Data Formats

6.9.2 Message Format Specification

Tag	Field Name	Format	Status	Definition / Content / Additional Usage Rules/Guidelines
:MT:	Message Type	3!c	M	DEFN: This field specifies the message type. RULE: Field content is always G08.
:21A:	Customer Reference Number	16x	M	DEFN: This field specifies the reference number which has been assigned by the customer.
:20:	Guarantee Number	16x	M	DEFN: This field specifies the reference number which has been assigned by the bank to the transaction.
:31L:	Date of Extend or Pay Request	6!n (Date)	M	DEFN: This field specifies the date of the received Extend or Pay Request. RULE: The required format is: YYMMDD
:32B:	Demand Amount	3!a15d (Currency)(Amount)	M	DEFN: This field contains the currency and amount of the claimed amount
:78:	Additional Amount Information	12*65x (Narrative)	O	DEFN: This field specifies any additional information about the demand amount
:49A:	Demand Statement	4!c [50*65z] (Code) (Narrative)	O	DEFN: This field contains the demand statement as well as the information, whether the demand is complete or incomplete CODES: COMP = COMPLETE DEAMND INCP = INCOMPLETE DEMAND
:77:	Presentation Completion Details	20*35z (Narrative)	O	DEFN: This field specifies how the presentation will be completed, in case of an incomplete demand
:31E:	New Validity Expiry Date	6!n (Date)	O	DEFN: This field specifies the new expiry date of the guarantee in case of an extension. RULE: The required format is: YYMMDD
:31R:	New local expiration date guarantee	6!n (Date)	O	DEFN: This field specifies the new expiration date of the local guarantee in case of an extension REGL: The prescribed format is as follows: YYMMDD

DFÜ Agreement

Appendix 3: Specification of Data Formats

:M46:	Remarks of the issuing bank	100*65z (Narrative)	O	DEFN: This field specifies remarks of the issuing bank
:31T:	Latest Date for Reply	6!n (Date)	M	DEFN: This field specifies the latest date for a response by the applicant. RULE: The required format is: YYMMDD
:M12:	Contact data of financial institution	4*35z (Narrative)	M	DEFN: This field specifies the contact data of the financial institution
:72Z:	Bank to Corporate Information	6*35z (Narrative)	O	DEFN: This field contains additional information from the bank to the corporate (Applicant).
-	End of record level	1!c	M	DEFN: This field indicates the end of the record level. RULE: Field content is always Hyphen (X'2D'). Code as per ISO 8859.

DFÜ Agreement

Appendix 3: Specification of Data Formats

6.9.3 Example

Narrative:

On **25th January 2020** Avalbank AG in Frankfurt receives an **Extend or Pay Request** by SWIFT MT 765 under its **Counter Guarantee number PGFFA0815** from the Issuing Bank of the guarantee with the following details:

(Guarantee number of Local Issuing Bank)	:20:LG No 444555
(Number of counter-guarantee / - liability)	:21:PGFFA0815
(Issuer of counter-guarantee / -liability)	:52A:AVALBANKXXX
(Date of Demand)	:31L:200125
(Form of Demand)	:22G:PAEX
(Demand Amount)	:32B:USD75000,
(Demand Statement)	:49A:COMP
	We have been called upon to pay the beneficiary under the terms and conditions of the referenced guarantee.
	However, we are willing to waive their claim provided the guarantee is extended
	Should you elect to extend the guarantee, your counter guarantee Should be extended for 15 days beyond the extended date.
(Requested New Expiry Date)	:31E:200815
(Requested New Expiry Date local guarantee)	:31R:200731

On the same day Avalbank AG notifies the Applicant (i.e. Pumpen AG) about the Extend or Pay Request and asking for their **instructions until 28.January 2020**.

Avalbank's contact is Max Mustermann, Phone 069 – 0815, E-Mail: max.mustermann@avalbank.com.

DFÜ Agreement

Appendix 3: Specification of Data Formats

Message:

Explanation	Message
Identifier of File Header	:A1:GFB
German Bank Code or SWIFT-BIC	:A2:AVALDEFFXXX
Customer Number	:A3:123456789
Customer Data	:A4:Pumpen AG Postfach 60599 Frankfurt
File Creation Date Time	:A5:202001251435
End of Record Level	-
Message Type	:MT:G08
Customer Reference Number	:21A:XYZ999
Guarantee Number	:20:PGFFA0815
Date of Extend or Pay Request	:31L:200125
Demand Amount	:32B:USD75000,
Demand Statement	49A:COMP We have been called upon to pay the beneficiary under the terms and conditions of the referenced guarantee. However, we are willing to waive their claim provided the guarantee is extended. Should you elect to extend the guarantee, your counter guarantee Should be extended for 15 days beyond the extended date.
New Validity Expiry Date	:31E:200815
New Validity Expiry Date local guarantee	:31R:200731

DFÜ Agreement

Appendix 3: Specification of Data Formats

Message: (continued)

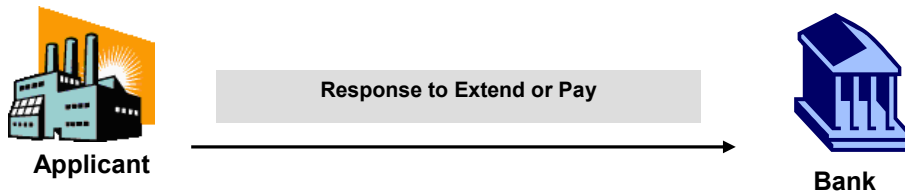
Explanation	Message
Remarks of the Issuing Bank	:M46:The claim that we have received from the issuing bank is in accordance with the terms and conditions of the guarantee. Kindly let us know, whether you prefer to extend the guarantee or to pay. Please let us have your instructions latest at the indicated date for Reply.
Latest Date for Reply	:31T:200128
Contact data financial institution	:M12:Max Mustermann Phone: 069 – 0815 E-Mail:max.mustermann@avalbank.com
End of Record Level	-
Identifier of File Trailer	:Z1:Z
End of Record Level	-

6.10 Response to Extend or Pay G09

6.10.1 Message Scope and Message Flow

A "Response to Extend or Pay" message is sent by the Applicant to the bank in reply to a previously sent Query to Extend or Pay message from the bank.

The message is used to indicate the Applicant's instructions to either extend or pay the guarantee.



DFÜ Agreement

Appendix 3: Specification of Data Formats

6.10.2 Message Format Specification

Tag	Field Name	Format	Status	Definition / Content / Additional Usage Rules/Guidelines
:MT:	Message Type	3!c	M	DEFN: This field specifies the message type. RULE: Field content is always G09.
:21A:	Customer Reference Number	16x	M	DEFN: This field specifies the reference number which has been assigned by the customer.
:20:	Guarantee Number	16x	M	DEFN: This field specifies the reference number which has been assigned by the bank to the transaction.
:31L:	Date of Extend or Pay Request	6!n (Date)	M	DEFN: This field specifies the date of the received Extend or Pay Request from the G08 messages (Query to Extend or Pay). RULE: The required format is: YYMMDD
:32B:	Demand Amount	3!a15d (Currency)(Amount)	C	DEFN: This field contains the currency and amount of the claimed from the G08 message (Query for Extend or Pay). RULE: This field must be present, if field :12D: contains the code PAYM
:31E	New Validity Expiry Date	6!n (Date)	O	DEFN: This field specifies the new expiry date of the guarantee (limited validity) from the G08 message (if available) in case of an amendment. RULE: The required format is: YYMMDD RULE: This field must be present, if field :12D: contains the code EXT D
:31R:	New local expiration date guarantee	6!n (Date)	O	DEFN: This field specifies the new expiration date of the local guarantee in case of an extension REGL: The prescribed format is as follows: YYMMDD
:12D:	Extend or Pay Instructions	4!c (Code)	M	DEFN: This field specifies the Applicant's instruction to extend the guarantee or to pay. CODES: EXTD = EXTEND PAYM = PAY

DFÜ Agreement

Appendix 3: Specification of Data Formats

Tag	Field Name	Format	Status	Definition / Content / Additional Usage Rules/Guidelines
:M30:	ISO- currency code of the account for debiting the demand	3!a (Code)	C	DEFN: This field specifies the ISO currency code of the account for debiting the demand and charges, in case that field for charges :M33: is not used RULE: This field must be present, if field :12D: contains the code PAYM and if field :M51: Cover Payment is not present
:M31:	Account (IBAN-Format) for debiting the utilization	35x	C	DEFN: This field specifies the account number in the IBAN format for debiting the demand and charges, in case that field for charges :M33: is not used RULE: This field must be present, if field :12D: contains the code PAYM and if field :M51: Cover Payment is not present
:M32:	ISO-currency code for the account for debiting the charges	3!a (Code)	O	DEFN: This field specifies the ISO currency code of the account for debiting the charges
:M33:	Account (IBAN-Format) for charges	35x	O	DEFN: This field specifies the account number in the IBAN format for debiting the charges
:M51:	Cover payment	6*35z (Narrative)	C	DEFN: This field specifies information regarding the cover payment of the customer, in case that field :M30: - :M33: are not used RULE: Mandatory, if field :12D: contains the code PAYM and if fields :M30: - M33: are not present
:M11:	Contact data customer	4*35z (Narrative)	O	DEFN: This field specifies the contact data of the customer (Applicant)
:72Z:	Corporate to Bank Information	6*35z (Narrative)	O	DEFN: This field contains additional information from the corporate (Applicant) to the bank (Receiver of the message).
-	End of record level	1!c	M	DEFN: This field indicates the end of the record level. RULE: Field content is always Hyphen (X'2D'). Code as per ISO 8859.

DFÜ Agreement

6.10.3 Example

Narrative:

On **26th January 2020** Pumpen AG replies to the Extend or Pay Request they have received a day earlier from Avalbank AG in Frankfurt. They inform Avalbank AG, that they **agree to extend the guarantee** as requested by the beneficiary.

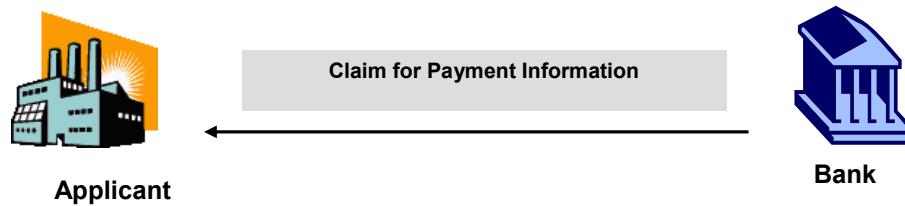
Message:

Explanation	Message
Identifier of File Header	:A1:GFK
German Bank Code or SWIFT-BIC	:A2:AVALDEFFXXX
Customer Number	:A3:123456789
Customer Data	:A4:Pumpen AG Postfach 60599 Frankfurt
File Creation Date Time	:A5:202001261435
End of Record Level	-
Message Type	:MT:G09
Customer Reference Number	:21A:XYZ999
Guarantee Number	:20:PGFFA0815
Date of Extend or Pay Request	:31L:200125
New Validity Expiry Date	:31E:200815
New Validity Expiry Date local guarantee	:31R:200731
Extend or Pay Instructions	:12D:EXTD
End of Record Level	-
Identifier of File Trailer	:Z1:Z
End of Record Level	-

6.11 Claim for Payment Information G10

6.11.1 Message Scope and Message Flow

A "Claim for Payment Information" message is send by the bank to the Applicant, to indicate that the bank has received a claim for payment under a specified guarantee.



DFÜ Agreement

Appendix 3: Specification of Data Formats

6.11.2 Message Format Specification

Tag	Field Name	Format	Status	Definition / Content / Additional Usage Rules/Guidelines
:MT:	Message Type	3!c	M	DEFN: This field specifies the message type. RULE: Field content is always G10.
:21A:	Customer Reference Number	16x	M	DEFN: This field specifies the reference number which has been assigned by the customer.
:20:	Guarantee Number	16x	M	DEFN: This field specifies the reference number which has been assigned by the bank to the transaction.
:31L:	Date of Demand	6!n (Date)	M	DEFN: This field specifies the date of the received demand. RULE: The required format is: YYMMDD
:32B:	Demand Amount	3!a15d (Currency)(Amount)	M	DEFN: This field contains the currency and amount of the demand
:78:	Additional Amount Information	12*65x (Narrative)	O	DEFN: This field specifies any additional information about the demand amount
:49A:	Demand Statement	4!c [50*65z] (Code) (Narrative)	O	DEFN: This field contains the demand statement as well as the information, whether the demand is complete or incomplete CODES: COMP = COMPLETE DEAMND INCP = INCOMPLETE DEMAND
:77:	Presentation Completion Details	20*35z (Narrative)	O	DEFN: This field specifies how the presentation will be completed, in case of an incomplete demand
:M46:	Remarks of the issuing bank	100*65z (Narrative)	O	DEFN: This field specifies remarks of the issuing bank
:M12:	Contact data of financial institution	4*35z (Narrative)	M	DEFN: This field specifies the contact data of the financial institution
:72Z:	Bank to Corporate Information	6*35x (Narrative)	O	DEFN: This field contains additional information from the bank to the corporate (Applicant).

DFÜ Agreement

Appendix 3: Specification of Data Formats

Tag	Field Name	Format	Status	Definition / Content / Additional Usage Rules/Guidelines
-	End of record level	1!c	M	DEFN: This field indicates the end of the record level. RULE: Field content is always Hyphen (X'2D'). Code as per ISO 8859.

DFÜ Agreement

Appendix 3: Specification of Data Formats

6.11.3 Example

Narrative:

On **30th January 2021** Avalbank AG in Frankfurt receives a claim for payment under its **Performance Guarantee number PGFFA0815** from the beneficiary of the guarantee with the following details:

Date: 25.01.2021

Re: Your Performance Guarantee No . PGFFA0815 issued on 06th May 2020 for EUR 50.000,00 in favor of Mining PLC, Main Road, Oslo NORWAY, on behalf of Pumpen AG, Postfach 123, 60599 Frankfurt, GERMANY – concerning the delivery of pumps and equipment as per contract number ABC123 dated 05th February 2020.

Dear Sirs,

We hereby declare that Messrs. Pumpen AG has failed to deliver the goods as per the terms of the above mentioned contract.

Consequently please pay EURO 50.000,00 to our account no. 123 with Viking Bank Ltd. in Oslo.

Very truly yours
Mining PLC
Oslo / NORWAY

On the same day Avalbank AG notifies the Applicant (i.e. Pumpen AG) about the demand and informs the applicant, that the demand is **compliant** to the terms and conditions of the guarantee and will be **settled on the 02nd February 2021**.

Avalbank's contact is Max Mustermann, Phone 069 – 0815, E-Mail: max.mustermann@avalbank.com.

DFÜ Agreement

Appendix 3: Specification of Data Formats

Message:

Explanation	Message
Identifier of File Header	:A1:GFB
German Bank Code or SWIFT-BIC	:A2:AVALDEFFXXX
Customer Number	:A3:123456789
Customer Data	:A4:Pumpen AG Postfach 60599 Frankfurt
File Creation Date Time	:A5:202001301435
End of Record Level	-
Message Type	:MT:G10
Customer Reference Number	:21A:XYZ999
Guarantee Number	:20:PGFFA0815
Date of Demand	:31L:210125
Demand Amount	:32B:EUR50000,
Demand Statement	:49A:COMP Re: Your Performance Guarantee No. PGFFA0815 issued on 06th May 2020 for EUR 50.000,00 in favor of Mining PLC, Main Road, Oslo NORWAY, on behalf of Pumpen AG, Postfach 123, 60599 Frankfurt, GERMANY – concerning the delivery of pumps and equipment as per contract number ABC123 dated 05th February 2020. Dear Sirs, We hereby declare that Messrs. Pumpen AG has failed to deliver the goods as per the terms of the above mentioned contract. Consequently please pay EURO 50.000,00 to our account no. 123 with Viking Bank Ltd. in Oslo. Very truly yours Mining PLC, Oslo /NORWAY

DFÜ Agreement

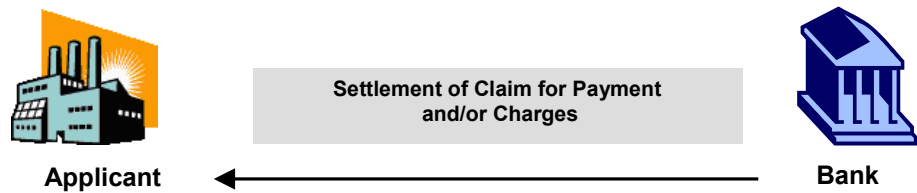
Appendix 3: Specification of Data Formats

Message: (continued)

Explanation	Message
Remarks of the Issuing Bank	:M46:The claim that we have received from the beneficiary is in accordance with the terms and conditions of the guarantee. We will settle the claim for payment on 02. February 2021.
Contact data financial institution	:M12:Max Mustermann Phone: 069 – 0815 E-Mail:max.mustermann@avalbank.com
End of Record Level	-
Identifier of File Trailer	:Z1:Z
End of Record Level	-

6.12 Settlement of Claim for Payment and/or Charges G11

The message is still in development and will be part of the next release.

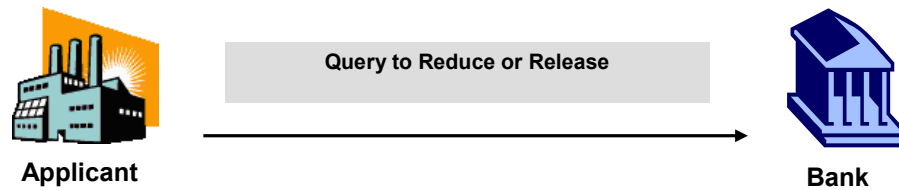


6.13 Query to Reduce or Release G12

6.13.1 Message Scope and Message Flow

A "Query to Reduce or Release" message is send by the Applicant to the bank, to request that the Applicant will be released of all liability for the specified amount.

Note: In order to change just the amount of the guarantee the message G03 "Application for Amendment of a Guarantee" is to be used.



DFÜ Agreement

Appendix 3: Specification of Data Formats

6.13.2 Message Format Specification

Tag	Field Name	Format	Status	Definition / Content / Additional Usage Rules/Guidelines
:MT:	Message Type	3!c	M	DEFN: This field specifies the message type. RULE: Field content is always G12.
:21A:	Customer Reference Number	16x	M	DEFN: This field specifies the reference number which has been assigned by the customer.
:20:	Guarantee Number	16x	M	DEFN: This field specifies the reference number which has been assigned by the bank to the transaction.
:33B:	Amount Reduced or Released	3!a15d (Currency)(Amount)	M	DEFN: This field contains the currency and amount for which the Applicant asks to be released of all its liability under the specified guarantee.
:12F:	Reason for Reduction/Release	4!c (Code)	M	DEFN: This field specifies the reason for reduction/release. CODES: BUFI = UNDERLYING BUSINESS FINISHED WOEX = WARRANTY OBLIGATION PERIOD EXPIRED NOAC = NON ACCEPTANCE OF A TENDER REFU = REDUCTION CLAUSE FULFILLED OTHR = OTHER RULE: If the code ,OTHR' is used, the reason must be specified in field :49K: in free text form.
:49K:	Other Reason for Reduction/Release	6*65x (Narrative)	C	DEFN: This field specifies any other reason for reduction/release in free text form. RULE: This field must be present, if field :12F: consists of ,OTHR'.
:M11:	Contact data customer	4*35z (Narrative)	O	DEFN: This field specifies the contact data of the customer (Applicant)
:72Z:	Corporate to Bank Information	6*35z (Narrative)	O	DEFN: This field contains additional information from the corporate (Applicant) to the bank (Receiver of the message).

DFÜ Agreement

Appendix 3: Specification of Data Formats

Tag	Field Name	Format	Status	Definition / Content / Additional Usage Rules/Guidelines
-	End of record level	1!c	M	DEFN: This field indicates the end of the record level. RULE: Field content is always Hyphen (X'2D'). Code as per ISO 8859.

DFÜ Agreement

Appendix 3: Specification of Data Formats

6.13.3 Example

Narrative:

On 15th January 2020 Pumpen AG asks its bank, i.e. Avalbank AG in Frankfurt to **release** them of **all liability** of their **Warranty Guarantee** number **PGWFA0815** for **EUR 50.000,00** (customer reference number **XYZ111**), since the **warranty obligation period has been expired**.

Message:

Explanation	Message
Identifier of File Header	:A1:GFK
German Bank Code or SWIFT-BIC	:A2:AVALDEFFXXX
Customer Number	:A3:123456789
Customer Data	:A4:Pumpen AG Postfach 60599 Frankfurt
File Creation Date Time	:A5:202001151435
End of Record Level	-
Message Type	:MT:G12
Customer Reference Number	:21A:XYZ111
Guarantee Number	:20:PGWFA0815
Amount Reduced or Released	:33B:EUR50000,00
Reason for Reduction/Release	:12F:WOEX
End of Record Level	-
Identifier of File Trailer	:Z1:Z
End of Record Level	-

7 Customer Statement Message according to ISO Standard 20022

Until the replacement of MT 940 and MT 942 by November 2025, the German Banking Industry (DK) already uses the two ISO 20022-based cash management messages camt.053 and camt.052 for bank statement information. If the customer requests it and the institute offers collective booking files, the provision as camt.054 is mandatory. Account information according to the ISO20022 standard serves these application purposes:

UNIFI message	Application
camt.052	Transaction during the day (Interim transaction report)
camt.053	Customer statement message
camt.054	Collection files (e.g. direct debit returns, resolution of bulk files)) Note: Die use of the camt.054 message as credit notification for SEPA instant credit transfers (single transaction) is not the subject of this chapter. This is described in chapter 2.2.5.

Since November 2021 the DK has been offering electronic account information (camt.052, 053 and 054) based on the ISO 20022 version 2019. These are the format versions camt.052.001.08, camt.053.001.08 and camt.054.001.08 respectively.

The following document contains the obligatory regulations of the DK for the use of camt messages within the payment transaction market.

As the main use of camt messages is the provision of the customer statement message, the following specification of the DK allocation rules is based on the elements of the camt.053 message. For the remaining two messages, only the differences are described.

The DK regulations concerning camt are restricted to the allocation rules of the XML schema specifications of the ISO20022 standard which is to be applied without any change. Thus, the complete compliance and compatibility to the international standard is guaranteed. In this document, the allocation rules are represented for each data element in table form. Note: The comment "Occurrences according to DK" which is sometimes stated in the column containing the DK allocation rules serves as a clarification. The schema has not been changed accordingly! The unaltered XML schema specifications of the ISO 20022 standard are assumed.

At www.ebics.de technical camt examples are provided in the form of XML files for download. These have been adapted to the 2019 ISO version in particular.

A Note on Production

To ensure an efficient response time behaviour during a message verification at production, the XML schemas required by the standard and the XSLT files ought to be applied at the customer or bank systems locally. The availability of these testing tools on the Internet primarily serves as documentation. A production acquisition via the Internet may cause delay during the processing of orders.

DFÜ Agreement

Appendix 3: Specification of Data Formats

Character Set

To create camt.05x messages the character encoding according to UTF-8 is always valid. All characters that can be represented in UTF-8 are permitted in principle. However, restrictions in various pre-systems prevent that the full range of possible characters can be applied.

Referencing Particular Messages

For referencing camt.05x messages, the element "Messageldentification" of the element group "GroupHeader" is used. This reference is specific to an institution.

Camt Message Size

According to the ISO schema, the number of repetitions of some elements is not limited for camt messages. In consideration of marketable software tools, it is recommended not to exceed a total size of 20 Megabytes. It rests on the account servicer to segment messages into smaller portions as needed. When forwarding camt messages (from abroad), however, the original message will be passed on regardless of its size. Splits due to size are solved solely via pagination, that means with consistent ElectronicSequenceNumber (<Stmnt><ElctrncSeqNb>) and constant statement ID (<Stmnt><Id>) the next camt-message is given a new page number (<PgNb>).

BTF-parameters / order types to download camt messages

The BTF-Parameters STM/DE//camt.052/ZIP (resp. order type C52), EOP/DE//camt.053/ZIP (resp. order type C53) and STM/DE//camt.054/ZIP (resp. order type C54) are defined for downloading camt messages from the financial institution's site (see chapter 9.2.1)

Structure and Expressions of camt Messages

The following table shows the possible expressions for messages camt.052, camt.053, and camt.054. In the table, a check mark indicates that this data element group is present according to the UNIFI standard (either mandatory or optional). The cross indicates that a specific data element group does not exist in UNIFI (as for "Balance") or a code is not permitted/not defined, respectively (as for "Entries").

	Bank to Customer Account Report camt.052	Bank to Customer Statement camt.053	Bank to Customer Credit Debit Notification camt.054
Account	✓ mandatory	✓ mandatory	✓ mandatory
Balance	✓ optional	✓ mandatory	✗
Entry Info	✓ optional	✓ optional	✓ mandatory
Booked Entries	✓	✓	✓
Pending Entries	✓	✗	✓
Transaction Details	✓	✓	✓

DFÜ Agreement

Appendix 3: Specification of Data Formats

General Stipulations the element group Statement (resp. Report, Notification)

Compared to the ISO-Standard, the technical element group directly beneath the technical top level element is restricted to exactly one occurrence for each message file. That is to say that one camt message contains information for exactly one account.

Forwarded camt messages

"The main differences between the DK rules described here for the bank-to-customer message camt.053 and camt.052 and forwarded account information (camt.053/Relay and camt.052/Relay) are described in a guide, which is available as an implementation aid at <https://www.ebics.de/de/datenformate/internationale-datenformate>."

Structure and reading of this specification

The rules from ISO 20022 Bank-to-Customer Cash Management Maintenance 2018-2019 Message Definition Report are assumed.

The German Banking Industry (DK) extends this (on the basis of the original ISO 20022 schema) by further allocation rules.

These further rules may be assignment or non-assignment restrictions (or recommendations where possible) for elements or element groups.

Elements or element groups that are not allocated in the DK specification are highlighted in grey. If entire element groups are not referred, this group is not broken down further to simplify the readability of this specification. If entire element groups are not allocated this group is not broken down further to simplify the readability of this specification.

Assigned fields must correspond to the allocation rules as described hereafter.

The current external ISO20022 code lists, which are referred to in this specification, can be found at https://www.iso20022.org/external_code_list.page.

The allocation rules for the message camt.053 (Bank to Customer Statement) are described in the first main chapter (and its subchapters).

For the messages camt.052 and camt.054, due to their almost identical structure to camt.053, only deviations from camt.053 are described, which require further or other DK allocation guidelines compared to camt.053. The deviations from camt.053 in camt.052 and camt.054 are documented in the last column of the description tables for the respective elements.

Note: The nesting level of the respective element or element group within the message can be found in the first column of the tables. Element groups that are used more than once (all to be found in chapter 7.1.8) always begin with level 1. The total nesting level is to be understood here in such a way that the number given here is to be added to the respective position in the schema. These tables are therefore marked with a plus sign in the column heading.

DFÜ Agreement

Appendix 3: Specification of Data Formats

7.1 Bank to Customer Statement (camt.053)

The message is transmitted via EBICS with BTF-Parameters EOP/DE//camt.053/ZIP (resp. order type C53).

7.1.1 Abstract of the message structure

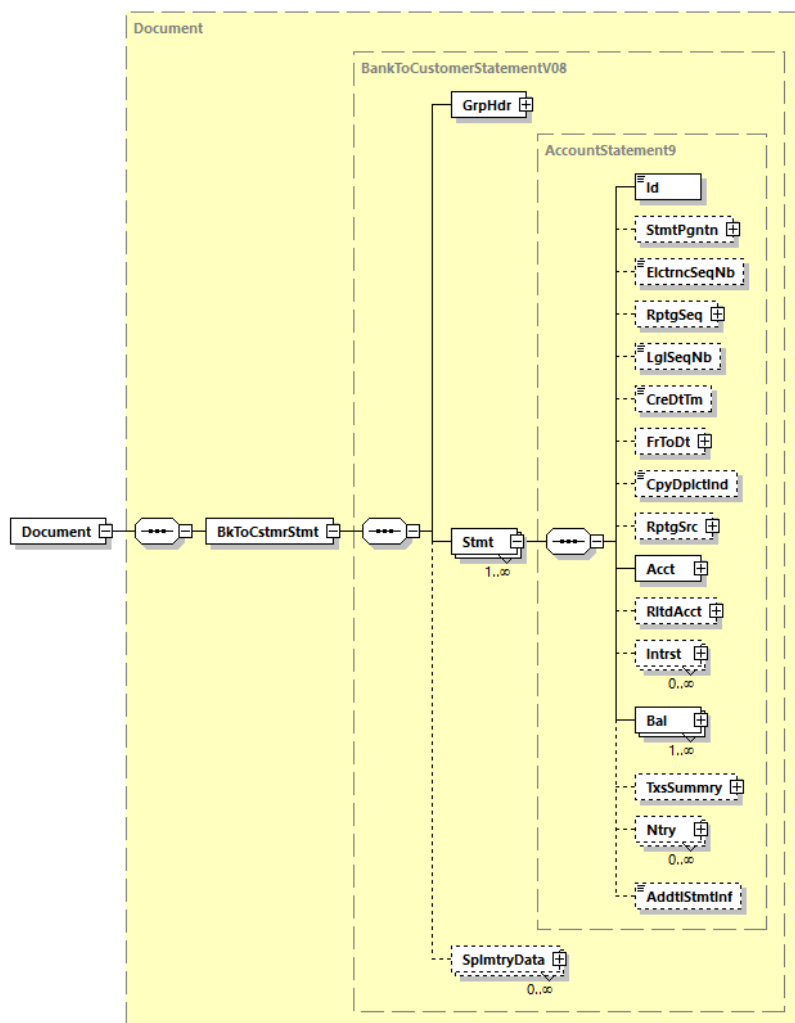


Diagram 100: Overview camt.053.001.08

DFÜ Agreement

7.1.2 Document

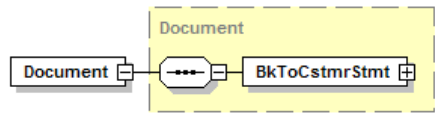


Diagram 101: camt.053.001.08, document

Definition

ISO 20022 message - the top level element for message camt.053.001.08.

XML-Tag

<Document>

Rules

	Name	XML Tag	Occurrences	Definition	Type	DK Rule
0	MessageRoot	<BkToCstmrStmnt>	[1..1]	Message containing a bank statement to inform the account owner, or authorised party.	see 7.1.3	

7.1.3 Bank to Customer Statement

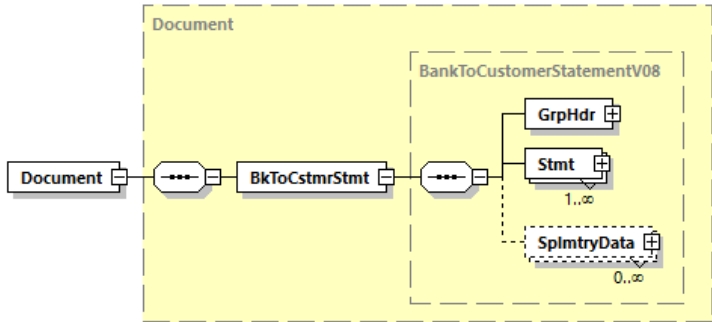


Diagram 102: camt.053.001.08, Bank to Customer Statement

Definition

Message containing a bank statement to inform the account owner, or authorised party.

XML-Tag

<BkToCstmrStmnt>

DFÜ Agreement

Rules

	Name	XML Tag	Occurrences	Definition	Type	DK Rule
1	GroupHeader	<GrpHdr>	[1..1]	Common information applying to the entire message.	see 7.1.4	
1	Statement	<Stmt>	[1..n]	Reports on booked entries and balances for a cash account.	see 7.1.5	Element group with exactly one occurrence. Occurrences according to DK [1..1]
1	Supplementary Data	<SplmtryData>	[0..n]	Supplementary data	Supplementary Data1	Not allocated

7.1.4 Group Header

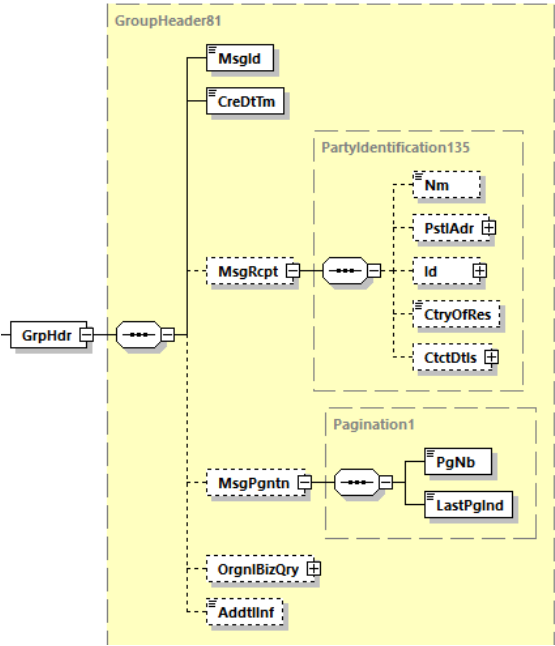


Diagram 103: camt.053.001.08, GrpHdr

Definition

Set of elements that applies to the entire message.

XML-Tag

<GrpHdr>

DFÜ Agreement

Appendix 3: Specification of Data Formats

Rules

	Name	XML Tag	Occurrences	Definition	Type	DK Rule
2	MessageIdentification	<MsgId>	[1..1]	Point to point reference assigned by the account servicing institution and sent to the account owner to unambiguously identify the message.	Max35Text	Character string assigned by the particular institution.
2	CreationDateTime	<CreDtTm>	[1..1]	Date and time at which the message was created by the account servicer.	ISODateTime	Local time plus current time zone offset (UTC) is to be specified always (Germany: +01:00 (CET=Central European Time) or +02:00 (in case of daylight saving time)).
2	MessageRecipient	<MsgRcpt>	[0..1]	Party that is entitled by the account owner to receive information about movements in the account.	see 7.1.8.8	In the element group <Id>, the sub-group <PrvtId> must not be used here.
2	MessagePagination	<MsgPgntn>	[0..1]	Pagination of the message.	Pagination1	Is allocated not here but on statement level
2	Original Business Query	<OrgnlBizQry>	[0..1]	Original request for an account information Note: The use of this element group is dependent on a previous camt.060	OriginalBusinessQuery1	Not allocated
2	AdditionalInformation	<AddtlInf>	[0..1]	Further details on the message.	Max500Text	

DFÜ Agreement

Appendix 3: Specification of Data Formats

7.1.5 Statement

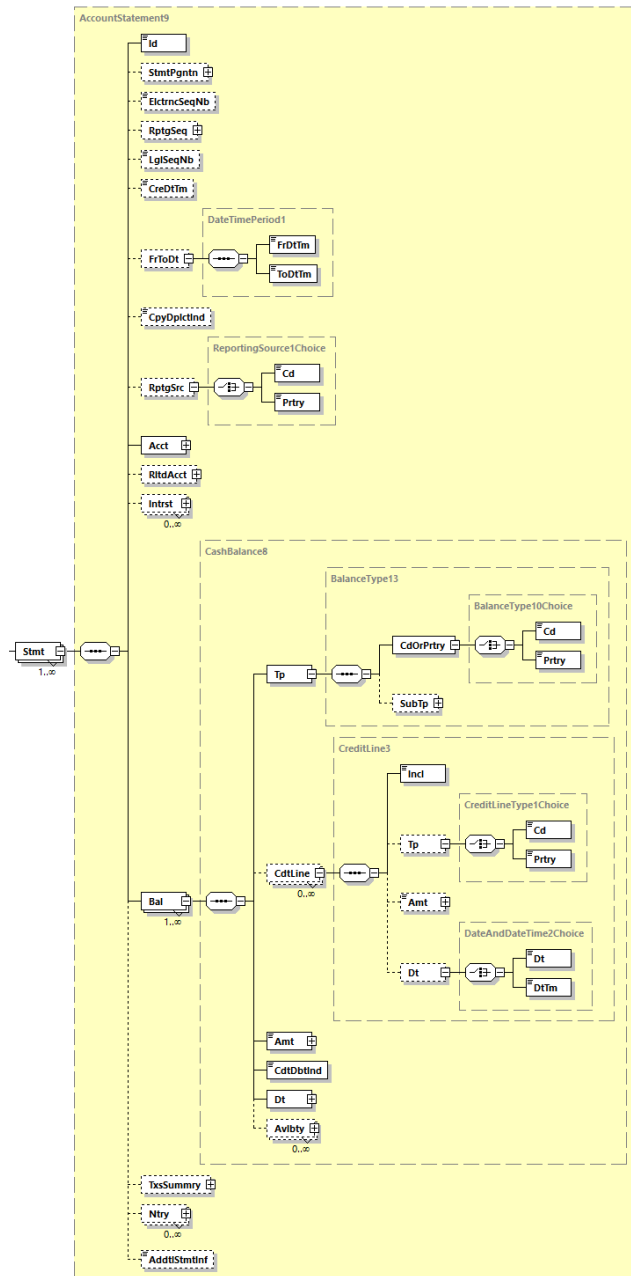


Diagram 104: camt.053.001.08, Stmt

DFÜ Agreement

Appendix 3: Specification of Data Formats

Definition

Reports on booked entries and balances for a cash account.

Rules

	Name	XML Tag	Occurrences	Definition	Type	DK Rule
2	Identification	<Id>	[1..1]	Unique identification, as assigned by the account servicer, to unambiguously identify the account statement	Max35Text	
2	StatementPagination	<StmntPgntn>	[0..1]	Provides details on the page number of the statement	Pagination1	Pagination is always used when the ZDL (PSP) wants to make a size split.
3	PageNumber	<PgNb>	[1..1]	Page Number	Max5NumericText	If no size split is used, this element is always assigned 1.
3	LastPageIndicator	<LastPgInd>	[1..1]	Indicates whether this page is the last page	YesNoIndicator	If no size split is used, this element is always assigned true
2	ElectronicSequenceNumber	<ElctrncSeqNb>	[0..1]	Sequential number of the statement, as assigned by the account servicer. The sequential number is increased incrementally for each statement sent electronically.	Number	The allocation is mandatory. Represents the current statement number of a particular year Occurrences according to DK [1..1] Clarification: In the case of multiple page numbers (pagination), this number is the same for each page
2	ReportingSequence	<RptgSeq>	[0..1]	Specifies the range of identification sequence numbers, as provided in the request. Note: The use of this element group is dependent on a preceding camt.060	SequenceRange1Choice	Not allocated
2	LegalSequenceNumber	<LglSeqNb>	[0..1]	Legal sequential number of the report, assigned by the account servicer. It is increased incrementally for each report sent.	Number	Corresponds to the statement number of the legally binding account statement.

DFÜ Agreement

Appendix 3: Specification of Data Formats

	Name	XML Tag	Occurrences	Definition	Type	DK Rule
2	CreationDateTime	<CreDtTm>	[0..1]	Date and time at which the report was created.	ISODateTime	Local time plus current time zone offset (UTC) is always to be specified (Germany: +01:00 (CET=Central European Time) or +02:00 (in case of daylight saving time)).
2	FromToDate	<FrToDt>	[0..1]	Range of time between the start date and the end date for which the account statement is issued.	DateTimePeriod1	
3	FromDateTime	<FrDtTm>	[1..1]	Date and time at which the range starts.	ISODateTime	Local time must always be specified: Start time: 00:00:00+01:00 (if the complete day of entry is referred to.)
3	ToDateTime	<ToDtTm>	[1..1]	Date and time at which the range ends.	ISODateTime	Local time must always be specified. End time: 23:59:59+01:00 (if the complete day of entry is referred to.)
2	CopyDuplicateIndicator	<CpyDplctInd>	[0..1]	Indicates whether the document is a copy, a duplicate, or a duplicate of a copy.	CopyDuplicate1Code	Not used (there are only original statements).
2	ReportingSource	<RptgSrc>	[0..1]	Specifies the reporting source	ReportingSource1Choice	
3	Code	<Cd>	[1..1]	reporting source in coded form	ExternalReportingSource1Code	
3	Proprietary	<Prtry>	[1..1]	reporting source in proprietary form	Max35Text	
2	Account	<Acct>	[1..1]	See 7.1.5.1		
2	RelatedAccount	<RltdAcc>	[0..1]	Identifies the parent account of the reported account.	see 7.1.8.4	Can be used for referring to a clearing account (e.g. for credit card settlements or fixed-term deposits) or to show a target account of a cash pooling structure.

DFÜ Agreement

Appendix 3: Specification of Data Formats

	Name	XML Tag	Occurrences	Definition	Type	DK Rule
2	Interest	<Intrst>	[0..n]	Provides general interest information that applies to the account at a particular moment in time.	AccountInterest4	<u>Can be used to specify interest information of the account</u> Not allocated
2	Balance	<Bal>	[1..n]	Set of elements defining the balance(s).	CashBalance8	Occurrences according to DK [2..n]
3	Type	<Tp>	[1..1]	Specifies the nature of a balance	BalanceType13	
4	CodeOrProprietary	<CdOrPrtry>	[1..1]	Coded or proprietary format balance type.	BalanceType10Choice	
5	Code	<Cd>	[1..1]	In a coded form	ExternalBalanceType1Code	From the external code list, only the codes below can be used.
5	Proprietary	<Prtry>	[1..1]	In a proprietary form.	Max35Text	Not allocated
4	SubType	<SubTp>	[0..1]	Specifies the balance sub-type.	BalanceSubType1Choice	Only permitted for the representation of interim balances ("INTM") (see table below).
3	CreditLine	<CdtLine>	[0..n]	Set of elements used to provide details on the credit line.	CreditLine3	
4	Included	<Incl>	[1..1]	Indicates whether (true) or not (false) the credit line is included in the balance.	TrueFalseIndicator	
4	Type	<Tp>	[0..1]	Typ of credit line, if more than one are available	CreditLineType1Choice	
5	Code	<Cd>	[1..1]	In coded form	ExternalCreditLineType1Code	
5	Proprietary	<Prtry>	[1..1]	In proprietary form	Max35Text	
4	Amount	<Amt>	[0..1]	Amount of money of the credit line.	ActiveOrHistoricCurrencyAndAmount	
4	Date	<Dt>	[0..1]	Date of credit line	DateAndDateTime2Choice	
5	Date	<Dt>	[0..1]	Specified in the form of date	ISODate	
5	DateTime	<DtTm>	[0..1]	Specified in the form of date/time	ISODateTime	
3	Amount	<Amt>	[1..1]	Amount of money of the cash balance.	ActiveOrHistoricCurrencyAndAmount	
3	CreditDebitIndicator	<CdtDbtInd>	[1..1]	Indikator zum Saldobetrag: Soll (DBIT) bzw. Haben (CRDT)	CreditDebitCode	
3	Date	<Dt>	[1..1]	Date/Time of balance	DateAndDateTime2Choice	
4	Date	<Dt>	[1..1]	Specified in the form of date	ISODate	Use of this selection element recommended

DFÜ Agreement

Appendix 3: Specification of Data Formats

	Name	XML Tag	Occurrences	Definition	Type	DK Rule
4	DateTime	<DtTm>	[1..1]	Specified in the form of date/time	ISODatetime	
3	Availability	<Avlbt>	[0..n]	Set of elements used to indicate when the booked amount of money will become available.	CashAvailability1	Not allocated
2	TransactionsSummary	<TxSummry>	[0..1]	Set of element providing summary information on entries.	TotalTransactions6	Not allocated
2	Entry	<Ntry>	[0..n]	See 7.1.6		
2	AdditionalStatementInformation	<AddtlStmntInf>	[0..1]	Further details on the account statement.	Max500Text	

DFÜ Agreement

Appendix 3: Specification of Data Formats

Values used in the DK from ExternalBalanceType1Code for balance types:

Code	ISO name	description
CLAV	ClosingAvailable	Closing balance of amount of money that is at the disposal of the account owner on the date specified
CLBD	ClosingBooked	Closing balance This balance is always indicated in the DK in the camt.053. In the case of message splits, in the last message part.
FWAV	ForwardAvailable	Forward available balance of money that is at the disposal of the account owner on the date specified.
OPBD	OpeningBooked	Opening balance <i>Note: This is a code change only. It does not change the way the ZDL (PSPs) set the balance date.</i>
CLBD (with subtype INTM to be specified in <SubTp><Cd>)	ClosingInterim	Interim closing balance within the account servoces's booking date
OPBD (with subtype INTM to be specified in <SubTp><Cd>)	OpeningInterim	Interim opening balance within the account servoces's booking date

For information: In forwarded camt messages other codes from ExternalBalanceType1Code and ExternalBalanceSubType1Code may also occur.

DK Rule for the Transgression of the segmentation size (size of camt-messages)

If more than one camt.053 message is necessary (as, for example the segmatention size is exceeded) the balance type has to be allocated as follows:

First camt.053 message:

First balance "OPBD" and second balance "CLBD" (with subtype "INTM")

Further camt.053 messages (if required):

First balance "OPBD" (with subtype "INTM") and
second balance "CLBD" (with subtype "INTM")

Last camt.053 message:

First balance „OPBD“ (with subtype „INTM“) and second balance "CLBD"

Example:

```
<Tp>
<CdOrPrtry>
  <Cd>OPBD</Cd>
</CdOrPrtry>
</Tp>
<Amt Ccy="EUR">1000000.00</Amt>
<CdtDbtInd>CRDT</CdtDbtInd>
<Dt>
  <Dt>2020-07-23</Dt>
</Dt>
</Bal>
<Bal>
  <Tp>
    <CdOrPrtry>
```

DFÜ Agreement

Appendix 3: Specification of Data Formats

```
<Cd>CLBD</Cd>
</CdOrPrtry>
</Tp>
<Amt Ccy="EUR">1259621.56</Amt>
<CdtDbtInd>CRDT</CdtDbtInd>
<Dt>
  <Dt>2020-07-24</Dt>
</Dt>
</Bal>
<Bal>
  <Tp>
    <CdOrPrtry>
      <Cd>CLAV</Cd>
    </CdOrPrtry>
  </Tp>
  <Amt Ccy="EUR">1259556.65</Amt>
  <CdtDbtInd>CRDT</CdtDbtInd>
  <Dt>
    <Dt>2020-07-23</Dt>
  </Dt>
</Bal>
<Bal>
  <Tp>
    <CdOrPrtry>
      <Cd>FWAV</Cd>
    </CdOrPrtry>
  </Tp>
  <Amt Ccy="EUR">1258556.65</Amt>
  <CdtDbtInd>CRDT</CdtDbtInd>
  <Dt>
    <Dt>2020-07-25</Dt>
  </Dt>
```

7.1.5.1 Account

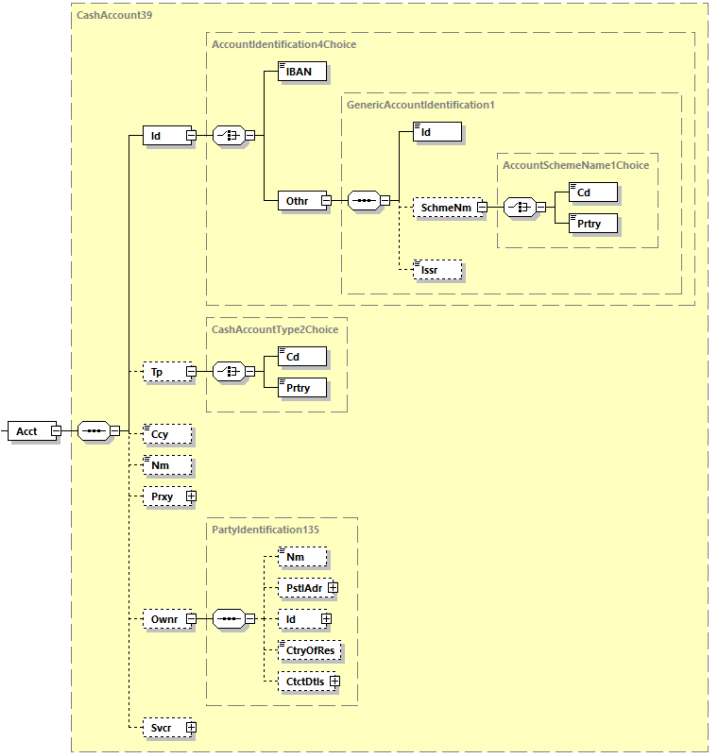


Diagram 105: camt.053.001.08, Acct

Definition

Business relationship between two entities; one entity is the account owner, the other entity is the account servicer.

Rules

	Name	XML Tag	Occurrences	Definition	Type	DK Rule
3	Identification	<Id>	[1..1]	Unique and unambiguous identification of the account between the account owner and the account servicer.	AccountIdentification4Choice	Use the IBAN selection if possible
4	IBAN	<IBAN>	[1..1]	International Bank Account Number (IBAN)	IBAN2007Identifier	

DFÜ Agreement

Appendix 3: Specification of Data Formats

	Name	XML Tag	Occurrences	Definition	Type	DK Rule
4	Other	<Othr>	[1..1]	Unique identification of an account, as assigned by the account servicer, using an identification scheme.	GenericAccountIdentification1	
5	Identification	<Id>	[1..1]	Name or number assigned by an entity to enable recognition of that entity.	Max34Text	
5	SchemeName	<SchmeNm>	[0..1]	Name of the identification scheme.	AccountSchemeName1Choice	
6	Code	<Cd>	[1..1]	Name of the identification scheme, in a coded form as published in an external list.	ExternalAccountIdentification1Code	
6	Proprietary	<Prtry>	[1..1]	Name of the identification scheme, in a free text form.	Max35Text	
5	Issuer	<Issr>	[0..1]	Entity that assigns the identification.	Max35Text	
3	Type	<Tp>	[0..1]	Nature or use of the account.	CashAccountType2Choice	
4	Code	<Cd>	[1..1]	Nature or use of the account in a coded form.	ExternalCashAccountType1Code	Usage of the codes see below
4	Proprietary	<Prtry>	[1..1]	Proprietary nature or use of the account.	Max35Text	
3	Currency	<Ccy>	[0..1]	Account currency	ActiveOrHistoricCurrencyCode	
3	Name	<Nm>	[0..1]	Name of the account, assigned by the account servicing institution in agreement with the account owner	Max70Text	
3	Proxy	<Prxy>	[0..1]	Specifies an alternate assumed name for the identification of the account.	ProxyAccountIdentification1	Not allocated
3	Owner	<Ownr>	[0..1]	Party that legally owns the account.	PartyIdentification135	
4	Name	<Nm>	[0..1]	Name	Max140Text	
4	PostalAddress	<PstlAdr>	[0..1]	See 7.1.8.1		
4	Identification	<Id>	[0..1]	See 7.1.8.2		
4	CountryOfResidence	<CtryOfRes>	[0..1]	Country in which a person resides In the case of a company: country from which the affairs are directed.	CountryCode	
4	ContactDetails	<CtctDtls>	[0..1]	Set of elements used to indicate how to contact the party.	Contact4	Not allocated

DFÜ Agreement

Appendix 3: Specification of Data Formats

	Name	XML Tag	Occurrences	Definition	Type	DK Rule
3	Servicer	<Svcr>	[0..1]	Information on the party that manages the account, if applicable, the branch of the institute.	See 7.1.5.2	Allocation is mandatory. Occurrences according to DK [1..1]

ExternalCashAccountType1Code for account types:

Code	ISO name	description
CACC	Current	Account used to post debits and credits when no specific account has been nominated. DK: Is to be used for current account
CASH	CashPayment	Account used for the payment of cash.
CHAR	Charges	Account used for charges if different from the account for payment.
CISH	CashIncome	Account used for payment of income if different from the current cash account.
COMM	Commission	Account used for commission if different from the account for payment.
LOAN	Loan	Account used for loans.
MGLD	MarginalLending	Account used for a marginal lending facility.
MOMA	MoneyMarket	Account used for money markets if different from the cash account (Account for short-term investment and / or loans, if different from the account to which the payment is booked).
NREX	NonResidentExternal	Account used for non-resident external
ODFT	Overdraft	Account is used for overdrafts.
ONDP	OverNightDeposit	Account used for overnight deposits.
SACC	Settlement	Account used to post debit and credit entries, as a result of transactions cleared and settled through a specific clearing and settlement system.
SLRY	Salary	Accounts used for salary payments.
SVGS	Savings	Account used for savings.
TAXE	Tax	Account used for taxes if different from the account for payment.
TRAS	CashTrading	Account used for trading if different from the current cash account. (Account which the client (especially from trading, e.g. brokers or securities trading houses) explicitly for the posting of purchases / sales from his "normal business" and which is which is used by its own cash account, through which its own ZV- flows (type CASH) are to be separated.)

Example:

```

<Id>
  <IBAN>DE58123456780123456789</IBAN>
</Id>
<Tp>
  <Cd>CACC</Cd>
</Tp>
<Ccy>EUR</Ccy>
...
<Svcr>
...
</Svcr>

```


DFÜ Agreement

Appendix 3: Specification of Data Formats

7.1.5.2 Servicer

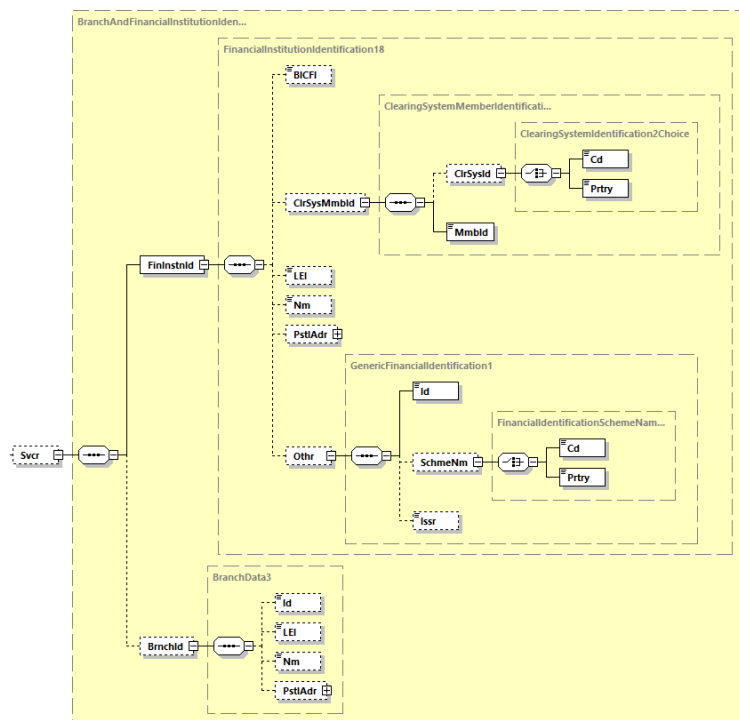


Diagram 106: camt.053.001.08, Svcr

Definition

Party that manages the account on behalf of the account owner, i.e. that manages the registration and posting of entries to the account, calculates balances of the account and provides information on the account.

Rules

	Name	XML Tag	Occurrences	Definition	Type	DK Rule
4	FinancialInstitutionIdentification	<FinInstnId>	[1..1]	Unique and unambiguous identifier of a financial institution, as assigned under an internationally recognised or proprietary identification scheme.	FinancialInstitutionIdentification18	
5	BICFI	<BICFI>	[0..1]	Bank identifier code (SWIFT Code)	BICFI Dec2014 Identifier	Allocation mandatory. i.e. Occurrences according to DK [1..1]

DFÜ Agreement

Appendix 3: Specification of Data Formats

	Name	XML Tag	Occurrences	Definition	Type	DK Rule
5	ClearingSystemMemberIdentification	<ClrSysMmbld>	[0..1]	Information used to identify a member within a clearing system.	ClearingSystemMemberIdentification2	
6	ClearingSystemIdentification	<ClrSysld>	[0..1]	Specification of a pre-agreed offering between clearing agents or the channel through which the payment instruction is processed.	ClearingSystemIdentification2Choice	
7	Code	<Cd>	[1..1]	In a coded form	ExternalClearingSystemIdentification1Code	
7	Proprietary	<Prtry>	[1..1]	In a proprietary form	Max35Text	
6	MemberIdentification	<Mmbld>	[1..1]	Identification of a member of a clearing system.	Max35Text	
5	LEI	<LEI>	[0..1]	Legal Entity Identifier (LEI)	LEIIdentifier	
5	Name	<Nm>	[0..1]	Name of the institution.	Max140Text	
5	PostalAddress	<PstlAdr>	[0..1]	See 7.1.8.1		
5	Other	<Othr>	[0..1]		GenericFinancialIdentification1	Allocation mandatory. i.e. Occurrences according to DK [1..1]
6	Identification	<ld>	[1..1]	Unique and unambiguous identification of a person.	Max35Text	To be assigned with turnover tax ID number.
6	SchemeName	<SchmeNm>	[0..1]	Name of the identification scheme.	FinancialIdentificationSchemeName1Choice	
7	Code	<Cd>	[1..1]	Name of the identification scheme, in a coded form as published in an external list.	ExternalFinancialInstitutionIdentification1Code	
7	Proprietary	<Prtry>	[1..1]	Name of the identification scheme, in a free text form.	Max35Text	
6	Issuer	<Issr>	[0..1]	Entity that assigns the identification.	Max35Text	Contains always constant "UmsStld".
4	BranchIdentification	<Brnchld>	[0..1]	Information identifying a specific branch of a financial institution.	BranchData3	
5	Identification	<ld>	[0..1]	Unique and unambiguous identification of a branch of a financial institution.	Max35Text	
5	LEI	<LEI>	[0..1]	Legal Entity Identifier (LEI) according to ISO 17442	LEIIdentifier	
5	Name	<Nm>	[0..1]	Name of the branch	Max140Text	
5	PostalAddress	<PstlAdr>	[0..1]			

DFÜ Agreement

Example:

```
<FinInstnId>
  <BIC>ABCDEFFXXX</BIC>
  <PstlAdr>
    <Ctry>DE</Ctry>
    <AdrLine>Optional address information</AdrLine>
  </PstlAdr>
  <Othr>
    <Id>123456789</Id>
    <Issr>UmsStId</Issr>
  </Othr>
</FinInstnId>
```

7.1.6 Entry

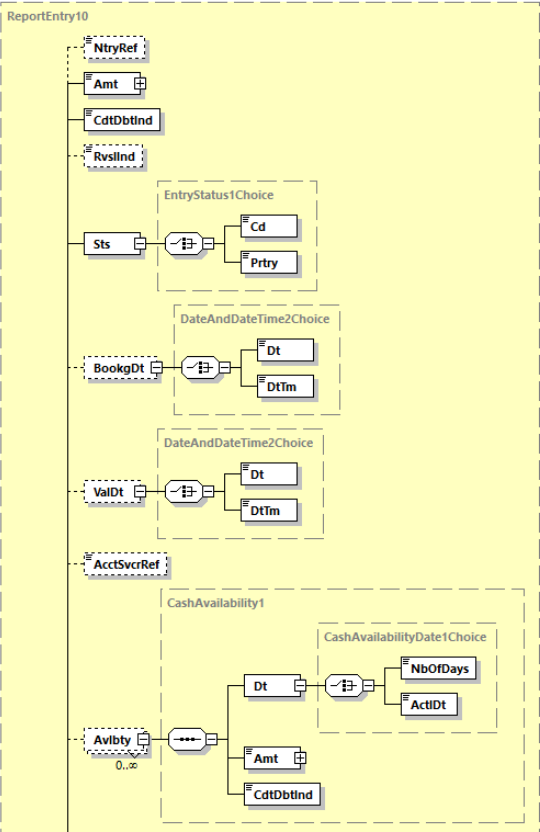
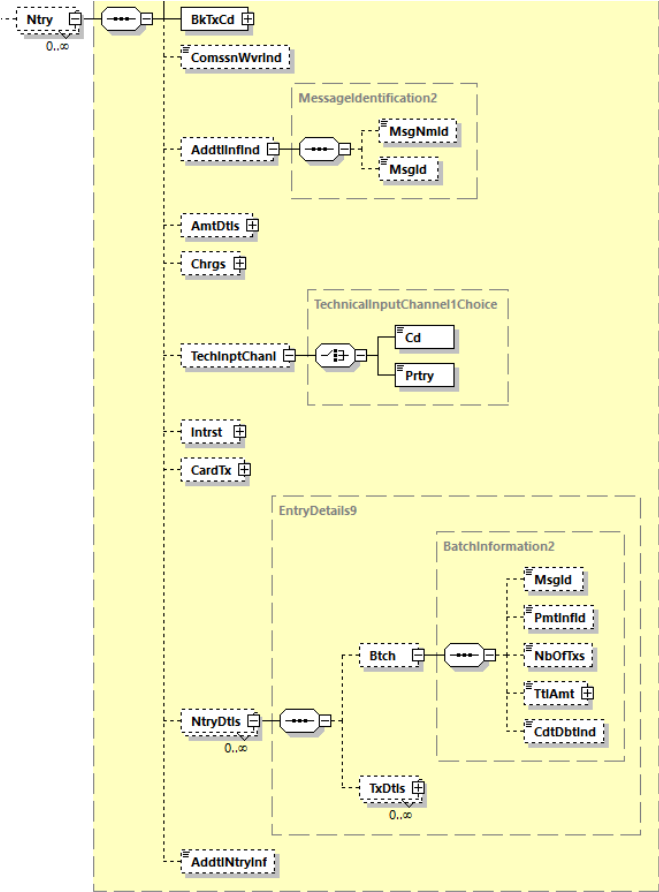


Diagram 107: camt.053.001.08, Ntry (continued on next page)

DFÜ Agreement

Appendix 3: Specification of Data Formats



camt.053.001.08, Ntry (continuation)

Definition

Specifies the elements of an entry in the statement.

Rules

	Name	XML Tag	Occurrences	Definition	Type	DK Rule
3	EntryReference	<NtryRef>	[0..1]	Eindeutige Referenz	Max35Text	
3	Amount	<Amt>	[1..1]	Amount of money in the cash entry.	ActiveOrHistoricCurrencyAndAmount	To be specified in account currency.
3	CreditDebitIndicator	<CdtDbtInd>	[1..1]	Specifies if an entry is a credit (CRDT) or a debit (DBIT) balance.	CreditDebitCode	

DFÜ Agreement

Appendix 3: Specification of Data Formats

	Name	XML Tag	Occurrences	Definition	Type	DK Rule
3	ReversalIndicator	<RvslInd>	[0..1]	Indicates whether the entry is the result of a reversal operation. This element should only be present if the entry is the result of a reversal operation. Even if RvslInd=true CdtDbtInd=DBIT is a debit entry and CdtDbtInd=CRDT is a credit entry.	TrueFalseIndicator	
3	Status	<Sts>	[1..1]	Status of an entry on the books of the account servicer.	EntryStatus1Choice	
4	Code	<Cd>	[1..1]	In coded form	ExternalEntryStatus1Code	Only 'BOOK' is permitted.
4	Proprietary	<Prtry>	[1..1]	In proprietary form	Max35Text	Not allocated
3	BookingDate	<BookgDt>	[0..1]	Date and time when an entry is posted to an account on the account servicer's books.	DateAndDateTime2Choice	Allocation mandatory. i.e. Occurrences according to DK [1..1]
4	Date	<Dt>	[1..1]	Specified date.	ISODate	Use of this optional element is recommended.
4	DateTime	<DtTm>	[1..1]	Specified date and time.	ISODateTime	
3	ValueDate	<ValDt>	[0..1]	Date and time assets become available to the account owner (in a credit entry), or cease to be available to the account owner (in a debit entry).	DateAndDateTime2Choice	Allocation mandatory. i.e. Occurrences according to DK [1..1]
4	Date	<Dt>	[1..1]	Specified date.	ISODate	Use of this optional element is recommended.
4	DateTime	<DtTm>	[1..1]	Specified date and time.	ISODateTime	
3	AccountServicerReference	<AcctSvcrRef>	[0..1]	Account servicing institution's reference for the underlying transaction.	Max35Text	The account service reference must always be specified here, i.e.: Occurrences according to DK [1..1]
3	Availability	<Avlbt>	[0..n]	Set of elements used to indicate when the booked funds will become available, i.e. can be accessed and start generating interest.	CashAvailability1	
4	Date	<Dt>	[1..1]	Indicates when the amount of money will become available.	CashAvailabilityDate1Choice	e.g. availability of a debit entry

DFÜ Agreement

Appendix 3: Specification of Data Formats

	Name	XML Tag	Occurrences	Definition	Type	DK Rule
5	NumberOfDays	<NbOfDays>	[1..1]	Indicates the number of float days attached to the balance.	Max15PlusSignedNumericText	Not allocated
5	ActualDate	<ActDt>	[1..1]	Identifies the actual availability date.	ISODate	
4	Amount	<Amt>	[1..1]	Identifies the available amount.	ActiveOrHistoricCurrencyAndAmount	The sum rule with <TxDtIs><Amt> always applies, see 7.1.7
4	CreditDebitIndicator	<CdtDbtInd>	[1..1]	Indicates whether the entry is a credit (CRDT) or a debit (DBIT)	CreditDebitCode	
3	BankTransactionCode	<BkTxCd>	[1..1]	Set of elements to fully identify the type of underlying transaction resulting in an entry.	See 7.1.8.5	
3	CommissionWaiverIndicator	<ComssnWvrInd>	[0..1]	Indicates whether the transaction is exempt from commission.	YesNoIndicator	Not allocated
3	AdditionalInformationIndicator	<AddtlInflnd>	[0..1]	Additional Information	MessageIdentification2	Any reference to a camt.054 message is specified here.
4	MessageNameIdentification	<MsgNmId>	[0..1]	Specifies the message name identifier of the message that will be used to provide additional details.	Max35Text	e.g. camt.054.001.08
4	MessageIdentification	<MsgId>	[0..1]	Specifies the identification of the message that will be used to provide additional details.	Max35Text	
3	AmountDetails	<AmtDtIs>	[0..1]	Set of elements providing information on the original amount.	AmountAndCurrencyExchange3	Not allocated (on this level)
3	Charges	<Chrgs>	[0..1]	See 7.1.8.3		Values are assigned to this element group on the level "Entry" only if they represent charges (own or foreign) which are assigned directly to a batched transaction file.
3	TechnicalInputChannel	<TechInptChanl>	[0..1]	Technical input channel	TechnicalInputChannel1Choice	
4	Code	<Cd>	[1..1]	In coded form	ExternalTechnicalInputChannel1Code	
4	Proprietary	<Prtry>	[1..1]	In proprietary form	Max35Text	

DFÜ Agreement

Appendix 3: Specification of Data Formats

	Name	XML Tag	Occurrences	Definition	Type	DK Rule
3	Interest	<Intrst>	[0..1]	Set of elements providing details on the interest amount included in the entry amount.	TransactionInterest4	Not allocated (on this level)
3	CardTransaction	<CardTx>	[0..1]	Details of the card transaction	CardEntry4	Not allocated (on this level)
3	EntryDetails	<NtryDtls>	[0..n]	Set of elements used to provide details on the entry.	EntryDetails9	Is to be used exactly once, i.e. Occurrence according to DK [1..1]
4	Batch	<Btch>	[0..n]	Set of elements providing details on batched transactions.	BatchInformation2	Reference to a batched transaction file submitted by the customer.
5	MessageIdentification	<MsgId>	[0..1]	Point to point reference assigned by the sending party to unambiguously identify the batch of transactions.	Max35Text	
5	PaymentInformationIdentification	<PmtInflId>	[0..1]	Reference assigned by a sending party to unambiguously identify a payment information block within a payment message (Id).	Max35Text	Provided that a <PmtInflId> exists (i.e. whenever the client who receives the camt message initiated the payment by a pain message) it is allocated here.
5	NumberOfTransactions	<NbOfTxs>	[0..1]	Number of individual transactions included in the batch.	Max15NumericText	
5	TotalAmount	<TtlAmt>	[0..1]	Total amount of money reported in the batch entry.	ActiveOrHistoricCurrencyAndAmount	
5	CreditDebitIndicator	<CdtDbtInd>	[0..1]	Indicates whether the entry is credit (CRDT) or debit (DBIT)	CreditDebitCode	
4	TransactionDetails	<TxDtls>	[0..n]	See 7.1.7		To be used at least once: Occurrences according to DK [1..n]
3	AdditionalEntryInformation	<AddtlNtryInf>	[0..1]	Further details on the entry details.	Max500Text	A business transaction code long text and/or further information regarding the entry may be assigned to this element.

DFÜ Agreement

Appendix 3: Specification of Data Formats

Values of ExternalEntryStatus1Code:

Code	ISO Name	Description	Specified for
BOOK	Booked	The transfer of money has been completed between account servicer and account owner.	camt.052, camt.053, camt.054
INFO	Information	Entry is only provided for information, and no booking on the account owner's account in the account servicer's ledger has been performed.	camt.052, camt.054
PDNG	Pending	Booking on the account owner's account in the account servicer's ledger has not been completed. This status can occur in the case of expected booked entries or for entries whose finality depends on certain conditions. After finalization the entry is provided in the next daily statement or account report with the status "BOOK".	camt.052, camt.054
FUTR	Future	Dieser Eintrag befindet sich in den Büchern des Kontodienstleisters, und der Wert wird dem Kontoinhaber zu einem zukünftigen Date gutgeschrieben.	camt.052, camt.054 This code is not used in the DK

DFÜ Agreement

Appendix 3: Specification of Data Formats

Example:

```
<Amt Ccy="EUR">259621.56</Amt>
<CdtDbtInd>CRDT</CdtDbtInd>
<Sts>BOOK</Sts>
<BookgDt>
  <Dt>2020-07-24</Dt>
</BookgDt>
<ValDt>
  <Dt>2020-07-24</Dt>
</ValDt>
<Avlbty>
  <Dt>
    <Act1Dt>2020-07-24</Act1Dt>
  </Dt>
  <Amt Ccy="EUR">259621.56</Amt>
  <CdtDbtInd>CRDT</CdtDbtInd>
</Avlbty>
<BkTxCd>
  <Domn>
    <Cd>PMNT</Cd>
    <Fmly>
      <Cd>RCHQ</Cd>
      <SubFmlyCd>URCQ</SubFmlyCd>
    </Fmly>
  </Domn>
  <Prtry>
    <Cd>NCHK+170+9408</Cd>
    <Issr>DK</Issr>
  </Prtry>
</BkTxCd>
<AddtlInfInd>
  <MsgNmId>camt.054.001.08</MsgNmId>
  <MsgId>e.g. reference to a camt.054</MsgId>
</AddtlInfInd>
<NtryDtls>
  <Btch>
    <MsgId>e.g. reference to pain.xxx MsgId</MsgId>
    <PmtInfId>Payment Information Id </PmtInfId>
  </Btch>
  <TxDtls>
    ...
  </TxDtls>
</NtryDtls>
```

7.1.7 Transaction Details

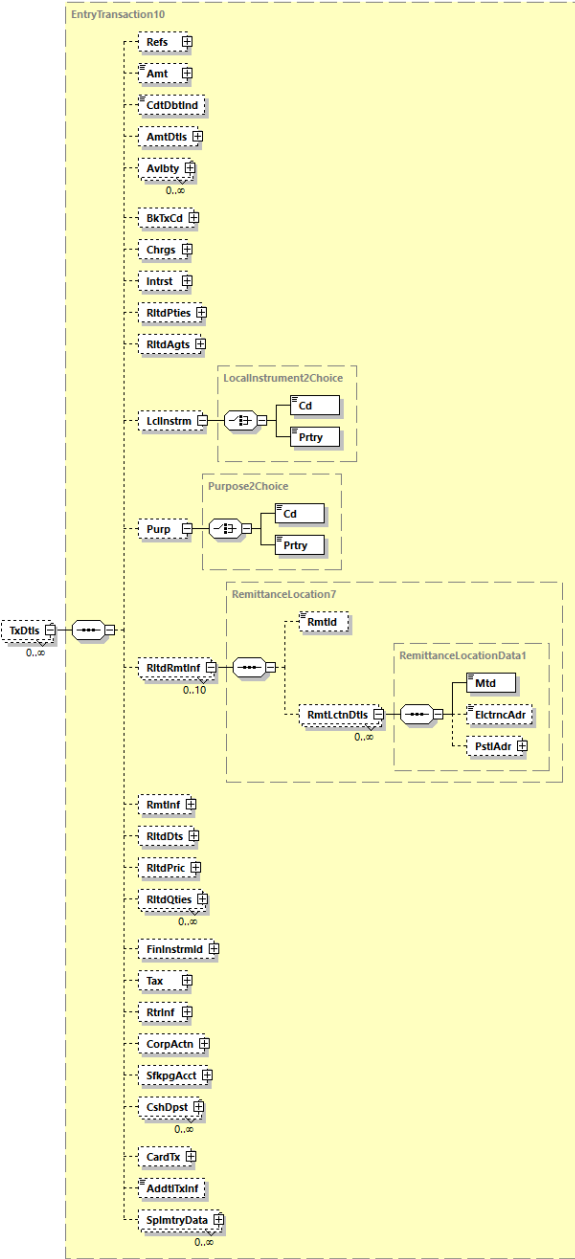


Diagram 108: camt.053.001.08, TxDtls

DFÜ Agreement

Appendix 3: Specification of Data Formats

Definition

Set of elements providing information on the underlying transaction(s).

Rules

	Name	XML Tag	Occurrences	Definition	Type	DK Rule
5	References	<Refs>	[0..1]	See 7.1.7.1		
5	Amount	<Amt>	[0..1]	Amount an currency of the single transaction	ActiveOrHistoricCurrencyAndAmount	Allocation mandatory. i.e. Occurrences according to DK [1..1] To be indicated in account currency. In the case of bulk entries, the sum rule applies: <Amt> = sum of all <NtryDtls>. <TxDtls><Amt> of this entry. In particular, in the case of single entries (i.e. only one element group <TxDtls> in the entry) <Amt> and <NtryDtls> <TxDtls><Office> have the same value.
5	CreditDebitIndicator	<CdtDbtInd>	[0..1]	Indikator for debit (DBIT) or credit (CRDT)	CreditDebitCode	In the case of an allocation, the indicator for the Tx amount must be identical to the indicator at entry level.
5	AmountDetails	<AmtDtls>	[0..1]	See 7.1.7.2		May only be accocated if one or more amounts of this element group differ from the above <Amt>, e.g. in the case of charges or if more than one currency is involved.

DFÜ Agreement

Appendix 3: Specification of Data Formats

	Name	XML Tag	Occurrences	Definition	Type	DK Rule
5	Availability	<Avlbt>	[0..n]	Set of elements used to indicate when the booked funds will become available.	CashAvailability1	Not allocated
5	BankTransaction Code	<BkTxCd>	[0..1]	Set of elements to fully identify the type of underlying transaction resulting in an entry.	See 7.1.8.5	Must be used: Occurrences according to DK [1..1]
5	Charges	<Chrgs>	[0..1]	see 7.1.8.3		Charges are exclusively allocated on TxDtIs level unless they represent charges which are assigned directly to a batched transaction file.
5	Interest	<Intrst>	[0..1]	See 7.1.7.3		
5	RelatedParties	<RltdPties>	[0..1]	See 7.1.7.4		
5	RelatedAgents	<RltdAgts>	[0..1]	See 7.1.7.5		
5	LocalInstrument	<LclInstrm>	[0..1]	Local instrument	LocalInstrument2Choice	
6	Code	<Cd>	[1..1]	In coded form	ExternalLocalInstrument1Code	e.g. in SEPA transactions (INST, CORE, B2B)
6	Proprietary	<Prtry>	[1..1]	In proprietary form	Max35Text	Not allocated
5	Purpose	<Purp>	[0..1]	Underlying reason for the payment transaction	Purpose2Choice	
6	Code	<Cd>	[1..1]	In coded form	ExternalPurpose1Code	
6	Proprietary	<Prtry>	[1..1]	In proprietary form	Max35Text	
5	RelatedRemittanceInformation	<RltdRmtInf>	[0..10]	Information related to the handling of the remittance information by any of the agents in the transaction processing chain.	RemittanceLocation7	A maximum of two references are permitted, i.e. Occurrences according to DK [0..2]
6	RemittanceIdentification	<RmtId>	[0..1]	Unique identification, as assigned by the initiating party (e.g. to a credit notification)	Max35Text	
6	RemittanceLocationDetails	<RmtLctnDtls>	[0..n]	Set of elements used to provide information on the location and/or delivery of the remittance information.	RemittanceLocationData1	
7	Method	<Mtd>	[1..1]	Method used to deliver the remittance advice information.	RemittanceLocationMethod2Code	

DFÜ Agreement

Appendix 3: Specification of Data Formats

	Name	XML Tag	Occurrences	Definition	Type	DK Rule
7	ElectronicAddress	<ElectrncAdr>	[0..1]	Electronic address to which an agent is to send the remittance information.	Max2048Text	
7	PostalAddress	<PstlAdr>	[0..1]	See 7.1.8.1		
5	RemittanceInformation	<RmtInf>	[0..1]	See 7.1.7.6		
5	RelatedDates	<RltdDts>	[0..1]	See 7.1.7.7		The use is not recommended for the time being, unless it concerns SEPA Cards Clearing (SCC) payments, SEPA instant payment transactions and securities-related transactions. Apart from that, the element <RmtInf> should be used.
5	RelatedPrice	<RltdPric>	[0..1]	See 7.1.7.8		This element group is only permitted in the case of security-related transactions
5	RelatedQuantities	<RltdQties>	[0..n]	See 7.1.7.9		This element group is only permitted in the case of security-related transactions
5	FinancialInstrumentIdentification	<FinInstrmId>	[0..1]	See 7.1.7.10		This element group is only permitted in the case of security-related transactions
5	Tax	<Tax>	[0..1]	See 7.1.7.11		
5	ReturnInformation	<RtrInf>	[0..1]	See 7.1.7.12		To be allocated in the case of returns
5	CorporateAction	<CorpActn>	[0..1]	Set of elements identifying the underlying corporate action.	CorporateAction9	Not allocated
5	SafekeepingAccount	<SfkpgAcct>	[0..1]	See 7.1.7.13		This element group is only permitted in the case of security-related transactions
5	CashDeposit	<CshDpst>	[0..n]	Information on a cash deposit	CashDeposit1	Not allocated

DFÜ Agreement

Appendix 3: Specification of Data Formats

	Name	XML Tag	Occurrences	Definition	Type	DK Rule
5	CardTransaction	<CardTx>	[0..1]	See 7.1.7.14		This element group is only permitted in the case of card transactions
5	AdditionalTransactionInformation	<AddtlTxInf>	[0..1]	Further details on the transaction details.	Max500Text	A GVC (business transaction code) long text and/or further information regarding the transaction may be assigned to this element
5	SupplementaryData	<SplmtryData>	[0..n]	Additional information concerning the transaction	Supplementary Data1	Not allocated

RemittanceLocationMethod2Code:

Code	ISO name	description
FAXI	FaxRemittance	via fax
EDIC	ElectronicDataInterchange	via electronic data interchange (EDI)
URID	UniformResourceIdentifier	Sent to a URI
EMAL	EMail	via e-mail
POST	Post	postal
SMSM	SMS	via SMS

DFÜ Agreement

7.1.7.1 References

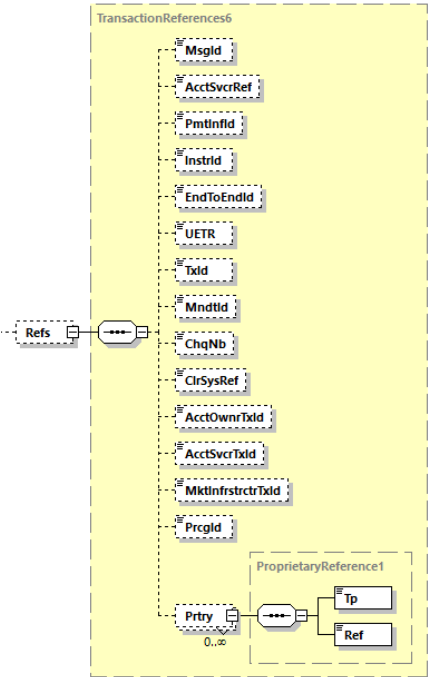


Diagram 109: camt.053.001.08, Refs

Definition

Provides the identification of the underlying transaction.
The DK rules described here apply to cheque clearing (CHK) and securities transactions (WP) respectively. The respective case is always noted on the rule.

Rules

	Name	XML Tag	Occurrences	Definition	Type	DK Rule
6	MessageIdentification	<MsgId>	[0..1]	Message-Id <MsgId> of the referenced pain message	Max35Text	
6	AccountServicerReference	<AcctSvcrRef>	[0..1]	Referenz of the account servicing institution	Max35Text	
6	PaymentInformationIdentification	<PmtInflId>	[0..1]	Payment Information Id of the referenced pain message	Max35Text	
6	InstructionIdentification	<InstrId>	[0..1]	Unique identification of the instructing party	Max35Text	

DFÜ Agreement

Appendix 3: Specification of Data Formats

	Name	XML Tag	Occurrences	Definition	Type	DK Rule
6	EndToEndIdentification	<EndToEndId>	[0..1]	Unique identification, as assigned by the initiating party, to unambiguously identify the transaction.	Max35Text	In the case of cheque-based transactions: Constant "SCHECK NR. " followed by the cheque number. (corresponds to the content of the EndToEndId of the corresponding cheque transaction).
6	UETR	<UETR>	[0..1]	Universally unique identifier to provide an end-to-end reference of a payment transaction.	UIDv4Identifier	
6	TransactionIdentification	<TxId>	[0..1]	Id of the first credit institution involved (G1)	Max35Text	In the case of cheque-based transactions: ISE/BSE reference in the first 12 digits. Security-related transactions: The number of the separate billing can be indicated here
6	MandateIdentification	<MndtId>	[0..1]	Identification of the mandate.	Max35Text	
6	ChequeNumber	<ChqNb>	[0..1]	Cheque Number	Max35Text	In the case of cheque-based transactions, the cheque number can be specified here
6	ClearingSystemReference	<ClrSysRef>	[0..1]	Reference of a clearing system	Max35Text	
6	AccountOwnerTransactionIdentification	<AcctOwnrTxId>	[0..1]	Unambiguous identification of the securities transaction as known by the securities account owner (or the instructing party managing the account).	Max35Text	
6	AccountOwnerTransactionIdentification	<AcctOwnrTxId>	[0..1]	Unambiguous identification of the securities transaction as known by the securities account owner (or the instructing party managing the account).	Max35Text	

DFÜ Agreement

Appendix 3: Specification of Data Formats

	Name	XML Tag	Occurrences	Definition	Type	DK Rule
6	MarketInfrastructureTransactionIdentification	<MktInfrstrctrTxId>	[0..1]	Identification of a securities transaction assigned by a market infrastructure other than a central securities depository, for example, Target2-Securities	Max35Text	
6	ProcessingIdentification	<PrctlId>	[0..1]	Identification of the securities transaction assigned by the processor of the instruction other than the securities account owner, the securities account servicer and the market infrastructure.	Max35Text	
6	Proprietary	<Prtry>	[0..n]	Proprietary reference	ProprietaryReference1	
6	Type	<Tp>	[1..1]	Type of reference	Max35Text	
7	Reference	<Ref>	[1..1]	Proprietary reference specification	Max35Text	

7.1.7.2 Amount Details

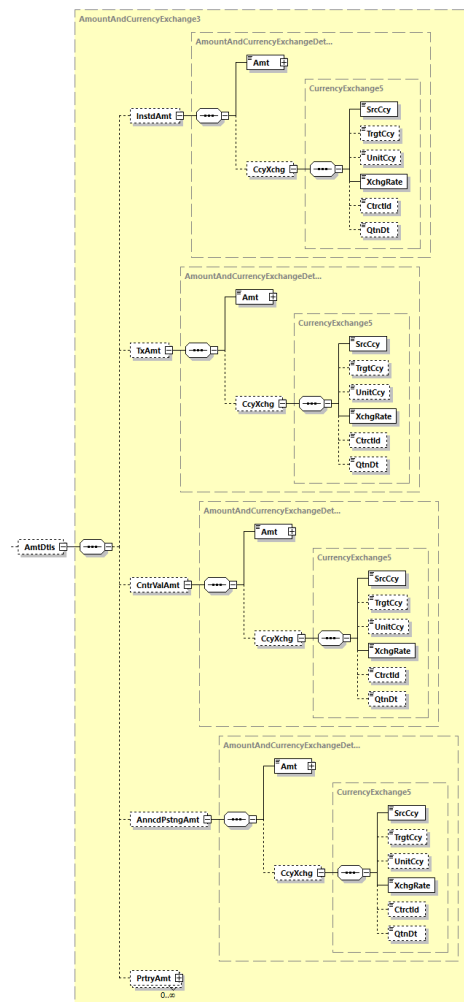


Diagram 110: camt.053.001.08, AmtDtls

Definition

Detailed information on the amount.

Examples for the allocation of amount details can be found under <https://www.ebics.de/de/datenformate/ergaenzende-dokumente>

DFÜ Agreement

Appendix 3: Specification of Data Formats

Rules

	Name	XML Tag	Occurrences	Definition	Type	DK Rule
6	InstructedAmount	<InstdAmt>	[0..1]	The amount instructed by the ordering party	AmountAndCurrencyExchangeDetails3	
7	Amount	<Amt>	[1..1]	Amount and Currency	ActiveOrHistoricCurrencyAndAmount	In order currency
7	CurrencyExchange	<CcyXchg>	[0..1]	Currency exchange information	CurrencyExchange5	No exchange rate information for EUR countervalue payments, as the order currency is EUR.
8	SourceCurrency	<SrcCcy>	[1..1]	Currency from which an amount is to be converted in a currency conversion.	ActiveOrHistoricCurrencyCode	Incoming payment (ZE): Order currency of the counterparty Outgoing payment (ZA): Order currency (our customer)
8	TargetCurrency	<TrgtCcy>	[0..1]	Target currency	ActiveOrHistoricCurrencyCode	ZE: Settlement currency ZA: EUR (or other local currency))
8	UnitCurrency	<UnitCcy>	[0..1]	Currency in which the rate of exchange is expressed in a currency exchange.	ActiveOrHistoricCurrencyCode	Example 1 EUR = x units of another currency. In this example EUR = UnitCcy
8	ExchangeRate	<XchgRate>	[1..1]	Factor used to convert an amount from one currency into another.	BaseOneRate	
8	ContractIdentification	<CtrctId>	[0..1]	Unique identification to unambiguously identify the foreign exchange contract, e.g. FX deal reference	Max35Text	
8	QuotationDate	<QtnDt>	[0..1]	Date and time at which an exchange rate is quoted.	ISODatetime	

DFÜ Agreement

Appendix 3: Specification of Data Formats

	Name	XML Tag	Occurrences	Definition	Type	DK Rule
6	TransactionAmount	<TxAmt>	[0..1]	Amount of the underlying transaction.	AmountAndCurrencyExchangeDetails3	Charges of the originator are already deducted here (in the case of CRED (BEN)), in the case of the ZE, also charges of the correspondent bank, if applicable. <u>Allocation is not recommended for R transactions. If this element is used in this case, the specific assignment must be agreed bilaterally. In particular, the rules described above do not apply.</u> Note for the ZE: interbank settlement amount of the pacs-message (or field 32 in MT103).
7	Amount	<Amt>	[1..1]	Amount and Currency	ActiveOrHistoricCurrencyAndAmount	in settlement currency
7	CurrencyExchange	<CcyXchg>	[0..1]	Currency exchange information	CurrencyExchange5	Only permitted for ZE
8	SourceCurrency	<SrcCcy>	[1..1]	Currency from which an amount is to be converted in a currency conversion.	ActiveOrHistoricCurrencyCode	Only settlement currency allowed
8	TargetCurrency	<TrgtCcy>	[0..1]	Target currency	ActiveOrHistoricCurrencyCode	EUR (or other local currency)
8	UnitCurrency	<UnitCcy>	[0..1]	Currency in which the rate of exchange is expressed in a currency exchange.	ActiveOrHistoricCurrencyCode	
8	ExchangeRate	<XchgRate>	[1..1]	Factor used to convert an amount from one currency into another.	BaseOneRate	
8	ContractIdentification	<CtrctId>	[0..1]	Unique identification to unambiguously identify the foreign exchange contract, e.g. FX deal reference	Max35Text	

DFÜ Agreement

Appendix 3: Specification of Data Formats

	Name	XML Tag	Occurrences	Definition	Type	DK Rule
8	QuotationDate	<QtnDt>	[0..1]	Date and time at which an exchange rate is quoted.	ISODatetime	
6	CounterValueAmount	<CntrValAmt>	[0..1]	Set of elements used to provide the countervalue amount and currency exchange information.	AmountAndCurrencyExchangeDetails3	In particular, our fees have not yet been taken into account - in the case of ZE, correspondence bank fees may be deducted. This element should only be used if its value differs from TxAmt (e.g. EUR countervalue payment or crosscurrency) – and also for charge entries or other internal entries where a currency conversion takes place.
7	Amount	<Amt>	[1..1]	Amount and Currency	ActiveOrHistoricCurrencyAndAmount	in account currency
7	CurrencyExchange	<CcyXchg>	[0..1]	Currency exchange information	CurrencyExchange5	
8	SourceCurrency	<SrcCcy>	[1..1]	Currency from which an amount is to be converted in a currency conversion.	ActiveOrHistoricCurrencyCode	EUR (or other local currency)
8	TargetCurrency	<TrgtCcy>	[0..1]	Target currency	ActiveOrHistoricCurrencyCode	Account currency
8	UnitCurrency	<UnitCcy>	[0..1]	Currency in which the rate of exchange is expressed in a currency exchange.	ActiveOrHistoricCurrencyCode	
8	ExchangeRate	<XchgRate>	[1..1]	Factor used to convert an amount from one currency into another.	BaseOneRate	
8	ContractIdentification	<CtrctId>	[0..1]	Unique identification to unambiguously identify the foreign exchange contract, e.g. FX deal reference	Max35Text	
8	QuotationDate	<QtnDt>	[0..1]	Date and time at which an exchange rate is quoted.	ISODatetime	
6	AnnouncedPostingAmount	<AnnCdPstngAmt>	[0..1]	Information on the amount announced to the customer		

DFÜ Agreement

Appendix 3: Specification of Data Formats

	Name	XML Tag	Occurrences	Definition	Type	DK Rule
7	Amount	<Amt>	[1..1]	Amount and Currency		In account currency
7	CurrencyExchange	<CcyXchg>	[0..1]	Currency exchange information	CurrencyExchange5	
8	SourceCurrency	<SrcCcy>	[1..1]	Currency from which an amount is to be converted in a currency conversion.	ActiveOrHistoricCurrencyCode	
8	TargetCurrency	<TrgtCcy>	[0..1]	Target currency	ActiveOrHistoricCurrencyCode	
8	UnitCurrency	<UnitCcy>	[0..1]	Currency in which the rate of exchange is expressed in a currency exchange.	ActiveOrHistoricCurrencyCode	
8	ExchangeRate	<XchgRate>	[1..1]	Factor used to convert an amount from one currency into another.	BaseOneRate	
8	ContractIdentification	<CtrctId>	[0..1]	Unique identification to unambiguously identify the foreign exchange contract, e.g. FX deal reference	Max35Text	
8	QuotationDate	<QtnDt>	[0..1]	Date and time at which an exchange rate is quoted.	ISODatetime	
6	ProprietaryAmount	<PrtryAmt>	[0..n]	Proprietary amount information	AmountAndCurrencyExchangeDetails4	Not allocated

7.1.7.3 Interest

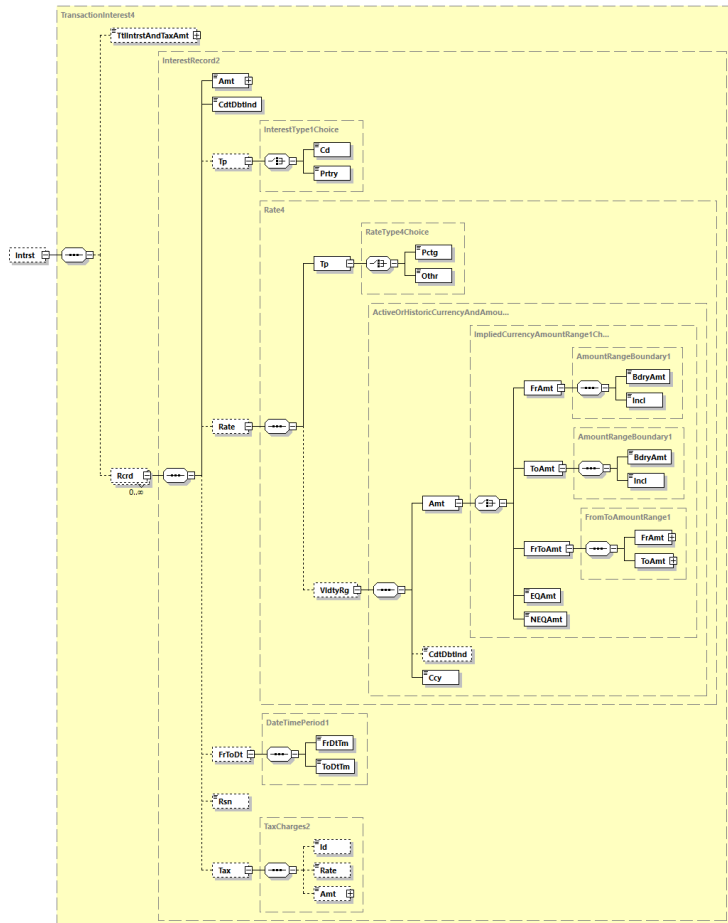


Diagram 111: camt.053.001.08, Intrst

Definition

Information on interest included.

Here, for example, interest compensation amounts from direct debit returns or interest amounts from securities transactions can also be indicated.

DFÜ Agreement

Appendix 3: Specification of Data Formats

Rules

	Name	XML Tag	Occurrences	Definition	Type	DK Rule
6	TotalInterestAndTaxAmount	<TtlIntsrstAndTaxAmt>	[0..1]	Total amount of interests and taxes included in the entry amount.	ActiveOrHistoricCurrencyAndAmount	In the case of securities related transactions the total amount of all accrued interest can be indicated here
6	Record	<Rcrrd>	[0..n]	Individual interest record	InterestRecord2	
7	Amount	<Amt>	[1..1]	Amount and currency	ActiveOrHistoricCurrencyAndAmount	In the case of securities related transactions the itemisation of accrued interest can be made here
7	CreditDebitIndicator	<CdtDbtInd>	[1..1]	Indicator for debit (DBIT) or credit (CRDT)	CreditDebitCode	
7	Type	<Tp>	[0..1]	Type of interest	InterestType1Choice	
8	Code	<Cd>	[1..1]	In coded form	InterestType1Code	
8	Proprietary	<Prtry>	[1..1]	In proprietary form	Max35Text	
7	Rate	<Rate>	[0..1]	Interest rate	Rate4	
8	Type	<Tp>	[1..1]	Set of elements used to qualify the interest rate	RateType4Choice	
9	Percentage	<Pctg>	[1..1]	Type given as a percentage	PercentageRate	
9	Other	<Othr>	[1..1]	Type given in another form	Max35Text	
8	ValidityRange	<VldtyRg>	[0..1]	An amount range where the interest rate is applicable	ActiveOrHistoricCurrencyAndAmountRange2	
9	Amount	<Amt>	[1..1]	Specified amount or amount range	ImpliedCurrencyAmountRange1Choice	
10	FromAmount	<FrAmt>	[1..1]	Lower boundary of a range of amount values	AmountRangeBoundary1	
11	BoundaryAmount	<BdryAmt>	[1..1]	Boundary amount	ImpliedCurrencyAndAmount	
11	Included	<Incl>	[1..1]	Boundary amount included yes/no	YesNoIndicator	
10	ToAmount	<ToAmt>	[1..1]	Upper boundary of a range of amount values	AmountRangeBoundary1	
11	BoundaryAmount	<BdryAmt>	[1..1]	Boundary amount	ImpliedCurrencyAndAmount	
11	Included	<Incl>	[1..1]	Boundary amount included yes/no	YesNoIndicator	
10	FromToAmount	<ToAmt>	[1..1]	Range of absolute values limited upwards and downwards	FromToAmountRange1	
11	FromAmount	<FrAmt>	[1..1]	Lower limit of the absolute value range.	AmountRangeBoundary1	

DFÜ Agreement

Appendix 3: Specification of Data Formats

	Name	XML Tag	Occurrences	Definition	Type	DK Rule
12	BoundaryAmount	<BdryAmt>	[1..1]	Boundary amount	ImpliedCurrencyAndAmount	
12	Included	<Incl>	[1..1]	Boundary amount included yes/no	YesNoIndicator	
11	ToAmount	<ToAmt>	[1..1]	Upper limit of the absolute value range.	AmountRangeBoundary1	
12	BoundaryAmount	<BdryAmt>	[1..1]	Boundary amount	Grenzbetrag	
12	Included	<Incl>	[1..1]	Boundary amount included yes/no	YesNoIndicator	
10	EQAmount	<EQAmt>	[1..1]	Exact value an amount must match to be considered valid	ImpliedCurrencyAndAmount	
10	NEQAmount	<NEQAmt>	[1..1]	Value that an amount must not match to be considered valid	ImpliedCurrencyAndAmount	
9	CreditDebitIndicator	<CdtDbtInd>	[0..1]	Indicator for debit (DBIT) or credit (CRDT)	CreditDebitCode	
9	Currency	<Ccy>	[1..1]	Currency in which the amount/amount range is specified	ActiveOrHistoricCurrencyCode	
7	FromToDate	<FrToDt>	[0..1]	Range of time between a start date and an end date for the calculation of the interest	DateTimePeriod1	In the case of securities related transactions the period for the calculation of accrued interest can be indicated here
8	FromDateTime	<FrDtTm>	[1..1]	From date	ISODatetime	
8	ToDateTime	<ToDtTm>	[1..1]	To Date	ISODatetime	
7	Reason	<Rsn>	[0..1]	Specifies the reason for the interest	Max35Text	In case of indication of an interest compensation amount under <Amt>, the code "CompstnAmt" ist to be allocated here
7	Tax	<Tax>	[0..1]	Provides details on the tax applied to charges	TaxCharges2	
8	Identification	<Id>	[0..1]	Unique reference to unambiguously identify the nature of the tax	Max35Text	e.g. „VAT“ for value added tax
8	Rate	<Rate>	[0..1]	Rate used to calculate the tax	PercentageRate	
8	Amount	<Amt>	[0..1]	Amount of money resulting from the calculation of the tax	ActiveOrHistoricCurrencyAndAmount	

DFÜ Agreement

Example for Interest compensation:

```
<Intrst>
  <Rcrd>
    <Amt Ccy="EUR">0.60</Amt>
    <CdtDbtInd>DBIT</CdtDbtInd>
    <Rsn>CompstnAmt</Rsn>
  </Rcrd>
</Intrst>
```

7.1.7.4 Related Parties

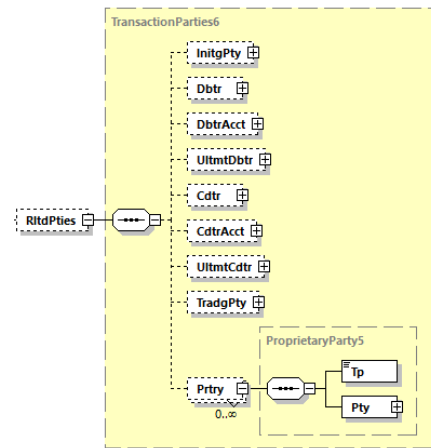


Diagram 112: camt.053.001.08, RltdPties

Definition

Parties involved in the transaction.

Note: In the case of R-transactions, the institutions involved retain the roles from the original transaction (see details at the end of this chapter).

Rules

	Name	XML Tag	Occurrences	Definition	Type	DK Rule
6	InitiatingParty	<InitgPty>	[0..1]	Party that initiated the payment that is reported in the entry	See 7.1.8.6	
6	Debtor	<Dbtr>	[0..1]	Party that owes an amount of money to the (ultimate) creditor	See 7.1.8.6	

DFÜ Agreement

Appendix 3: Specification of Data Formats

	Name	XML Tag	Occurrences	Definition	Type	DK Rule
6	DebtorAccount	<DbtrAcct>	[0..1]	debtor / payer	See 7.1.8.4	
6	UltimateDebtor	<UltmtDbtr>	[0..1]	Ultimate party that owes an amount of money to the (ultimate) creditor	See 7.1.8.6	
6	Creditor	<Cdtr>	[0..1]	Party to which an amount of money is due	See 7.1.8.6	For the case of SEPA direct debit: In <Pty> under <Id><PrvtId><Othr> the creditor identifier has to be used (as in pain.008) - see also directly under 7.1.8.2 (= <Id>)
6	CreditorAccount	<CdtrAcct>	[0..1]	account of the creditor	See 7.1.8.4	
6	UltimateCreditor	<UltmtCdtr>	[0..1]	Ultimate party to which an amount of money is due	See 7.1.8.6	
6	TradingParty	<TradgPty>	[0..1]	Trading party / agent	See 7.1.8.6	
6	Proprietary	<Prtry>	[0..n]	Proprietary party related to the underlying transaction	ProprietaryParty5	
7	Type	<Tp>	[1..1]	Type of party	Max35Text	
7	Party	<Pty>	[1..1]	proprietary party details	See 7.1.8.6	

Allocation of the related parties in case of R-transactions

In the R-transactions pacs.002 and pacs.004, whose data are amongst others used for the creation of camt account information, the related parties are not reversed because the elements debtor and creditor are located in the structure OriginalTransactionInformation (i.e. the data of the original transaction). Therefor in the pacs.002/004 message the debtor in the structure OriginalTransactionInformation receives the equivalent amount and the creditor pays this amount. This approach is retained in the allocation of the corresponding entries in camt:

Element in SEPA R-transaction pacs.002 / 004	maps to camt.052, camt.053, camt.054
<OrgTxRef><UltmtDbtr>	<NtryDtIs><TxDtIs><RltdPties><UltmtDbtr>
<OrgTxRef><Dbtr>	<NtryDtIs><TxDtIs><RltdPties><Dbtr>
<OrgTxRef><DbtrAcct>	<NtryDtIs><TxDtIs><RltdPties><DbtrAcct>
<OrgTxRef><DbtrAgt>	<NtryDtIs><TxDtIs><RltdAgts><DbtrAgt>
<OrgTxRef><CdtrAgt>	<NtryDtIs><TxDtIs><RltdAgts><CdtrAgt>
<OrgTxRef><Cdtr>	<NtryDtIs><TxDtIs><RltdPties><Cdtr>
<OrgTxRef><CdtrAcct>	<NtryDtIs><TxDtIs><RltdPties><CdtrAcct>
<OrgTxRef><UltmtCdtr>	<NtryDtIs><TxDtIs><RltdPties><UltmtCdtr>

This depiction is valid in case of the generation of a camt-turnover for both involved parties:

DFÜ Agreement

Appendix 3: Specification of Data Formats

- 1. For the client to whom an amount is re-credited respectively re-debited as R-transaction
- 2. For the camt-information of the client of the opposing side

For the depiction of returned cheques the procedure is analogous, that means that here again there is NO rotation in the depiction of the involved parties.

Formatiert: Nummerierte Liste + Ebene: 1 + Nummerierungsformatvorlage: 1, 2, 3, ... + Beginnen bei: 1 + Ausrichtung: Links + Ausgerichtet an: 0 cm + Einzug bei: 0,63 cm

7.1.7.5 Related Agents

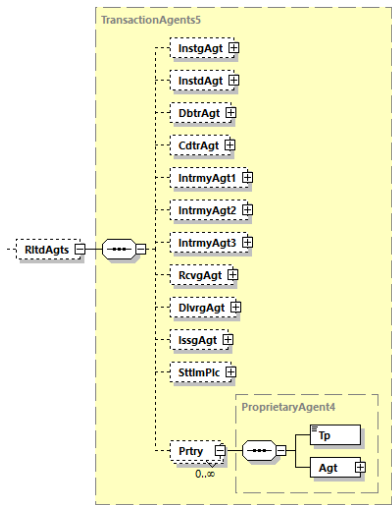


Diagram 113: camt.053.001.08, RltdAgts

Definition

Agents involved in the transaction - In the case of R-transactions, the agents involved retain the roles from the original transaction (see details in chapter 7.1.7.4-7.1.7.1).

Rules

	Name	XML Tag	Occurrences	Definition	Type	DK Rule
6	InstructingAgent	<InstgAgt>	[0..1]	Agent that instructs the next party in the chain	See 7.1.8.7	
6	InstructedAgent	<InstdAgt>	[0..1]	Agent that is instructed by the previous party in the chain	See 7.1.8.7	
6	DebtorAgent	<DbtrAgt>	[0..1]	Financial institution servicing an account for the debtor	See 7.1.8.7	

DFÜ Agreement

Appendix 3: Specification of Data Formats

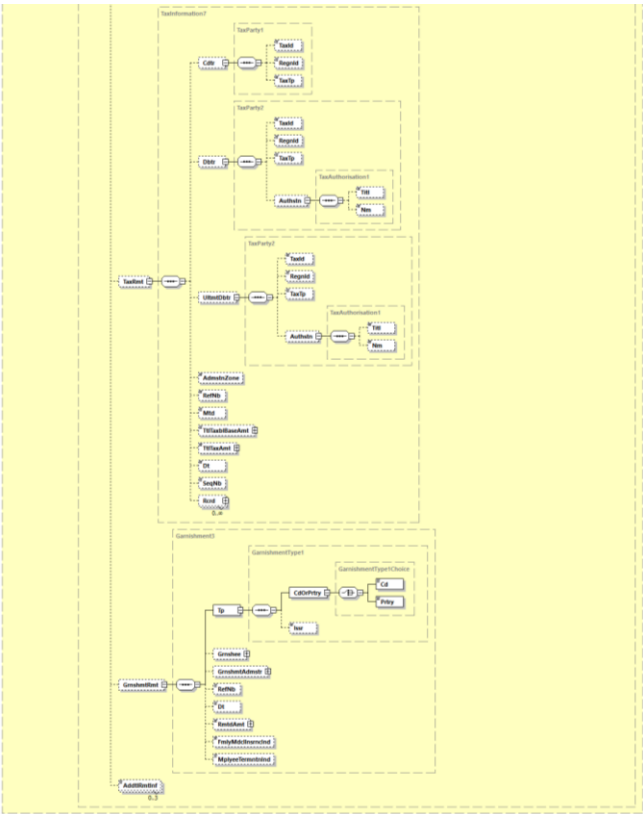
	Name	XML Tag	Occurrences	Definition	Type	DK Rule
6	CreditorAgent	<CdrAgt>	[0..1]	Financial institution servicing an account for the creditor	See 7.1.8.7	
6	IntermediaryAgent1	<IntrmyAgt1>	[0..1]	Intermediary Agent 1	See 7.1.8.7	
6	IntermediaryAgent2	<IntrmyAgt2>	[0..1]	Intermediary Agent 2	See 7.1.8.7	
6	IntermediaryAgent3	<IntrmyAgt3>	[0..1]	Intermediary Agent 3	See 7.1.8.7	Not allocated Note: In the case of forwarded camt messages, this element may be allocated
6	ReceivingAgent	<RcvgAgt>	[0..1]	Party that receives securities from the delivering agent at the place of settlement, such as central securities depository	See 7.1.8.7	Not allocated
6	DeliveringAgent	<DlvrAgt>	[0..1]	Party that delivers securities to the receiving agent at the place of settlement, such as a central securities depository	See 7.1.8.7	Not allocated
6	IssuingAgent	<IssgAgt>	[0..1]	Legal entity that has the right to issue securities	See 7.1.8.7	Not allocated
6	SettlementPlace	<SttlmPlc>	[0..1]	Place where settlement of the securities takes place	See 7.1.8.7	Not allocated
6	Proprietary	<Prtry>	[0..n]	Proprietary agent related to the underlying transaction	ProprietaryAgent2	
7	Type	<Tp>	[1..1]	Type / role of agent	Max35Text	
7	Agent	<Agt>	[1..1]	information on the agent	See 7.1.8.7	

Example (contains essential, but not all optional parties)

```

<DbtrAgt>
  <FinInstnId>
    <BICFI>BKCHHKHH</BICFI>
    <Nm>Bank of China</Nm>
    <PstlAdr>
      <StrtNm>Yin Cheng</StrtNm>
      <BldgNb>200</BldgNb>
      <TwnNm>Hong Kong</TwnNm>
      <Ctry>CN</Ctry>
    </PstlAdr>
  </FinInstnId>
</DbtrAgt>
<IntrmyAgt1>
  <FinInstnId>
    <BICFI>GPMOUSNY</BICFI>
  </FinInstnId>
</IntrmyAgt1>

```

continuation: camt.053.001.08, RmtInf

Definition

Information that additionally supports the reconciliation of the payment in booking systems.

Rules

	Name	XML Tag	Occurrences	Definition	Type	DK Rule
6	Unstructured	<Ustrd>	[0..n]	Unstructured remittance information	Max140Text	

DFÜ Agreement

Appendix 3: Specification of Data Formats

	Name	XML Tag	Occurrences	Definition	Type	DK Rule
6	Structured	<Strd>	[0..n]	Structured remittance information	StructuredRemittanceInformation16	Can be used for the 1:1 transfer of the contents of the relevant ISO20022 message on which the transaction is based (pain.001, pacs.008 etc.)
7	ReferredDocumentInformation	<RfrdDocInf>	[0..n]	Specifies the document the remittance information refers to	ReferredDocumentInformation7	
8	ReferredDocumentType	<Tp>	[0..1]	Reference information to allow the identification of the underlying reference documents	ReferredDocumentType4	
9	CodeOrProprietary	<CdOrPrtry>	[1..1]	Document type in a coded form	ReferredDocumentType3Choice	
10	Code	<Cd>	[1..1]	In a coded form	DocumentType6Code	Code list see at the end of this chapter
10	Proprietary	<Prtry>	[1..1]	In a proprietary form	Max35Text	
9	Issuer	<Issr>	[0..1]	Issuer of the reference document line identificationtype	Max35Text	
8	Number	<Nb>	[0..1]	Identification of the type specified for the referred document line	Max35Text	
8	RelatedDate	<RldDt>	[0..1]	Date associated with the referred document	ISODate	
8	LineDetails	<LineDtls>	[0..n]	Set of elements used to provide the content of the referred document line/part	DocumentLineInformation1	
9	Identification	<Id>	[1..n]	Provides identification of the document line/part	DocumentLineIdentification1	
10	Type	<Tp>	[0..1]	Specifies the type of referred document line/part identification	DocumentLineType1	
11	CodeOrProprietary	<CdOrPrtry>	[1..1]	Type of details in a coded form	DocumentLineType1Choice	
12	Code	<Cd>	[1..1]	in a coded form	ExternalDocumentLineType1Code	
12	Proprietary	<Tp>	[1..1]	In a proprietary form	Max35Text	
11	Issuer	<Issr>	[0..1]	Issuer of the type	Max35Text	
10	Number	<Nb>	[0..1]	Identification of the type specified for the referred document line	Max35Text	
10	RelatedDate	<RldDt>	[0..1]	Date associated with the referred document line	ISODate	
9	Description	<Desc>	[0..1]	Description associated with the document line/part	Max2048Text	

DFÜ Agreement

Appendix 3: Specification of Data Formats

	Name	XML Tag	Occurrences	Definition	Type	DK Rule
9	Amount	<Amt>	[0..1]	Provides details on the amounts of the document line/part	RemittanceAmount3	
10	DuePayableAmount	<DuePayblAmt>	[0..1]	Amount specified is the exact amount due and payable to the creditor	ActiveOrHistoricCurrencyAndAmount	
10	DiscountAppliedAmount	<DscntApldAmt>	[0..n]	Amount of discount to be applied to the amount due and payable to the creditor	DiscountAmountAndType1	
11	Type	<Tp>	[0..1]	Specifies the type of the amount	DiscountAmountType1Choice	
12	Code	<Cd>	[1..1]	In a coded form	ExternalDiscountAmountType1Code	
12	Proprietary	<Prtry>	[1..1]	In a proprietary form	Max35Text	
11	Amount	<Amt>	[1..1]	Amount of money, which has been typed	ActiveOrHistoricCurrencyAndAmount	
10	CreditNoteAmount	<CdtNoteAmt>	[0..1]	Amount of a credit note	ActiveOrHistoricCurrencyAndAmount	
10	TaxAmount	<TaxNoteAmt>	[0..n]	Amount of the tax	TaxAmountAndType1	
11	Type	<Tp>	[0..1]	Type of tax	TaxAmountType1Choice	
10	Code	<Cd>	[1..1]	In a coded form	ExternalTaxAmountType1Code	
10	Proprietary	<Prtry>	[1..1]	In a proprietary form	Max35Text	
11	Amount	<Amt>	[1..1]	Tax amount	ActiveOrHistoricCurrencyAndAmount	
10	AdjustmentAmountAndReason	<AdjstmntAmtAndRsn>	[0..n]	Specifies detailed information on the amount and reason of the adjustment	DocumentAdjustment1	
11	Amount	<Amt>	[1..1]	Amount of money of the document adjustment	ActiveOrHistoricCurrencyAndAmount	
11	CreditDebitIndicator	<CdtDbtInd>	[0..1]	Specifies whether the adjustment must be subtracted (DBIT) or added (CRDT) to the total amount	CreditDebitCode	
11	Reason	<Rsn>	[0..1]	Reason for the adjustment	Max4Text	
11	AdditionalInformation	<AddtlInf>	[0..1]	Provides further details on the document adjustment	Max140Text	
10	RemittedAmount	<RmtdAmt>	[0..1]	Amount of money remitted	ActiveOrHistoricCurrencyAndAmount	
7	ReferredDocumentAmount	<RfrdDocAmt>	[0..1]	Provides details on the amounts of the referred document	RemittanceAmount2	

DFÜ Agreement

Appendix 3: Specification of Data Formats

	Name	XML Tag	Occurrences	Definition	Type	DK Rule
8	DuePayableAmount	<DuePyblAmt>	[0..1]	Amount specified is the exact amount due and payable to the creditor	ActiveOrHistoricCurrencyAndAmount	
8	DiscountAppliedAmount	<DscntApldAmt>	[0..n]	Applied discount	DiscountAmountAndType1	
9	Type	<Tp>	[0..1]	Specifies the type of the discount	DiscountAmountType1Choice	
10	Code	<Cd>	[1..1]	In a coded form	ExternalDiscountAmountType1Code	
10	Proprietary	<Prtry>	[1..1]	In a proprietary form	Max35Text	
9	Amount	<Amt>	[1..1]	discount amount	ActiveOrHistoricCurrencyAndAmount	
8	CreditNoteAmount	<CdtNoteAmt>	[0..1]	Amount specified for the referred document is the amount of a credit note	ActiveOrHistoricCurrencyAndAmount	
8	TaxAmount	<TaxAmt>	[0..1]	Quantity of cash resulting from the calculation of the tax	TaxAmountAndType1	
9	Type	<Tp>	[0..1]	Type of tax	DiscountAmountType1Choice	
10	Code	<Cd>	[1..1]	In coded form	ExternalTaxAmountType1Code	
10	Proprietary	<Prtry>	[1..1]	In proprietary form	Max35Text	
9	Amount	<Amt>	[1..1]	Amount	ActiveOrHistoricCurrencyAndAmount	
8	AdjustmentAmountAndReason	<AdjstmntAmtAndRsn>	[0..n]	Specifies detailed information on the amount and reason of the document adjustment	DocumentAdjustment1	
9	Amount	<Amt>	[1..1]	adjustment amount	ActiveOrHistoricCurrencyAndAmount	
9	CreditDebitIndicator	<CdtDbtInd>	[0..1]	Specifies whether the adjustment must be subtracted (DBIT) or added (CRDT) to the total amount	CreditDebitCode	
9	Reason	<Rsn>	[0..1]	Reason of the adjustment	Max4Text	
9	AdditionalInformation	<AddtlInf>	[0..1]	Additional information	Max140Text	
8	RemittedAmount	<RmtdAmt>	[0..1]	Remitted amount	ActiveOrHistoricCurrencyAndAmount	
7	CreditorReferenceInformation	<CdtrRefInf>	[0..1]	Reference information provided by the creditor to allow the identification of the underlying documents (debit entries).	CreditorReferenceInformation2	
8	Type	<Tp>	[0..1]	Provides the type of the creditor reference	CreditorReferenceType2	

DFÜ Agreement

Appendix 3: Specification of Data Formats

	Name	XML Tag	Occurrences	Definition	Type	DK Rule
9	CodeOrProprietary	<CdOrPrtry>	[1..1]	Coded or proprietary format creditor reference type	CreditorReferenceType1Choice	
10	Code	<Cd>	[1..1]	In coded form	DocumentType6Code	Code list at the end of this chapter
10	Proprietary	<Prtry>	[1..1]	In proprietary form	Max35Text	
9	Issuer	<Issr>	[0..1]	Issuer of the reference	Max35Text	
8	Reference	<Ref>	[0..1]	Unique and unambiguous reference assigned by the creditor to refer to the payment transaction	Max35Text	
7	Invoicer	<Invcr>	[0..1]	Identification of the organisation issuing the invoice if different from the creditor or final party	see 7.1.8.8	
7	Invoicee	<Invcee>	[0..1]	Identification of the party to whom an invoice is issued if different from the originator or debtor	See 7.1.8.8	
7	TaxRemittance	<TaxRmt>	[0..1]	Provides remittance information about a payment made for tax-related purposes	TaxInformation7	
8	Creditor	<Cdtr>	[0..1]	Party on the credit side of the transaction to which the tax applies	TaxParty1	
9	TaxIdentification	<TaxId>	[0..1]	Tax identification number of the creditor	Max35Text	
9	RegistrationIdentification	<RegnId>	[0..1]	Unique identification, as assigned by an organisation, to unambiguously identify a party	Max35Text	
9	TaxType	<TaxTp>	[0..1]	Type of tax payer	Max35Text	
8	Debtor	<Dbtr>	[0..1]	Party on the debit side of the transaction to which the tax applies	TaxParty2	
9	TaxIdentification	<TaxId>	[0..1]	Tax identification number of the debtor	Max35Text	
9	RegistrationIdentification	<RegnId>	[0..1]	Unique identification, as assigned by an organisation, to unambiguously identify a party	Max35Text	
9	TaxType	<TaxTp>	[0..1]	Type of tax payer	Max35Text	
9	Authorisation	<Authstn>	[0..1]	Details of the authorised tax paying party	TaxAuthorisation1	
10	Title	<Titl>	[0..1]	Title or position of debtor or the debtor's authorised representative	Max35Text	
10	Name	<Nm>	[0..1]	Name of debtor or the debtor's authorised representative	Max140Text	
8	UltimateDebtor	<UltmtDbtr>	[0..1]	Ultimate debtor	TaxParty2	

DFÜ Agreement

Appendix 3: Specification of Data Formats

	Name	XML Tag	Occurrences	Definition	Type	DK Rule
9	TaxIdentification	<TaxId>	[0..1]	Tax identification of ultimate debtor	Max35Text	
9	RegistrationIdentification	<RegnId>	[0..1]	Unique identification, as assigned by an organisation, to unambiguously identify a party	Max35Text	
9	TaxType	<TaxTp>	[0..1]	Type of tax payer	Max35Text	
9	Authorisation	<Authstn>	[0..1]	Details of the authorised tax paying party	TaxAuthorisation1	
10	Title	<Titl>	[0..1]	Title or position of ultimate debtor or the ultimate debtor's authorised representative	Max35Text	
10	Name	<Nm>	[0..1]	Name of ultimate debtor or the ultimate debtor's authorised representative	Max140Text	
8	AdministrationZone	<AdmstnZone>	[0..1]	Administration zone	Max35Text	
8	ReferenceNumber	<RefNb>	[0..1]	Tax reference information that is specific to a taxing agency	Max140Text	
8	Method	<Mtd>	[0..1]	Method used to indicate the underlying business or how the tax is paid	Max35Text	
8	TotalTaxableBaseAmount	<TtlTaxblBaseAmt>	[0..1]	Total amount of money on which the tax is based	ActiveOrHistoricCurrencyAndAmount	
8	TotalTaxAmount	<TtlTaxblAmt>	[0..1]	Total tax amount	ActiveOrHistoricCurrencyAndAmount	
8	Date	<Dt>	[0..1]	Date by which tax is due	ISODate	
8	SequenceNumber	<SeqNb>	[0..1]	Sequential number of the tax report	Number	
8	Record	<Rcrd>	[0..n]	See 7.1.8.9		
7	GarnishmentRemittance	<GrnshmtRmt>	[0..1]	Provides remittance information about a payment for garnishment-related purposes	Garnishment3	
8	Type	<Tp>	[0..1]	Type of garnishment	GarnishmentType1	
9	CodeOrProprietary	<CdOrPrtry>	[1..1]	In a coded or proprietary form	GarnishmentType1Choice	
10	Code	<Cd>	[1..1]	In a coded form	ExternalGarnishmentType1Code	
10	Proprietary	<Prtry>	[1..1]	In a proprietary form	Max35Text	
9	Issuer	<Issr>	[0..1]	Issuer of the code	Max35Text	
8	Garnishee	<Grnshee>	[0..1]	Ultimate party that owes an amount of money to the (ultimate) creditor, in this case, to the garnisher	See 7.1.8.8	

DFÜ Agreement

Appendix 3: Specification of Data Formats

	Name	XML Tag	Occurrences	Definition	Type	DK Rule
8	GarnishmentAdministrator	<GrnshmtAdmstr>	[0..1]	Party on the credit side of the transaction who administers the garnishment on behalf of the ultimate beneficiary	See 7.1.8.8	
8	ReferenceNumber	<RefNb>	[0..1]	Reference information that is specific to the agency receiving the garnishment	Max140Text	
8	Date	<Dt>	[0..1]	Date of payment which garnishment was taken from	ISODate	
8	RemittedAmount	<RmtdAmt>	[0..1]	Amount of money remitted for the referred document	ActiveOrHistoricCurrencyAndAmount	
8	FamilyMedicalInsuranceIndicator	<FmlyMdclInsrncInd>	[0..1]	Indicates if the person to whom the garnishment applies (that is, the ultimate debtor) has family medical insurance coverage available.	TrueFalseIndicator	
8	EmployeeTerminationIndicator	<MplyeeTermtnInd>	[0..1]	Indicates if the employment of the person to whom the garnishment applies (that is, the ultimate debtor) has been terminated.	TrueFalseIndicator	
7	AdditionalRemittanceInformation	<AddtlRmtInf>	[0..3]	Additional information to complement the structured remittance information.	Max140Text	

DFÜ Agreement

Appendix 3: Specification of Data Formats

Values of the type: DocumentType6Code

Code	ISO-Name	Description
AROI	AccountReceivableOpenItem	Document is a payment that applies to a specific source document.
BOLD	BillOfLading	Document is a shipping notice.
CINV	CommercialInvoice	Document is an invoice.
CMCN	CommercialContract	Document is an agreement between the parties, stipulating the terms and conditions of the delivery of goods or services.
CNFA	CreditNoteRelatedToFinancialAdjustment	Document is a credit note for the final amount settled for a commercial transaction.
CREN	CreditNote	Document is a credit note.
DEBN	DebitNote	Document is a debit note.
DISP	DispatchAdvice	Document is a dispatch advice.
DNFA	DebitNoteRelatedToFinancialAdjustment	Document is a debit note for the final amount settled for a commercial transaction.
HIRI	HireInvoice	Document is an invoice for the hiring of human resources or renting goods or equipment.
MSIN	MeteredServiceInvoice	Document is an invoice claiming payment for the supply of metered services, e.g. gas or electricity, supplied to a fixed meter.
SBIN	SelfBilledInvoice	Document is an invoice issued by the debtor.
SOAC	StatementOfAccount	Document is a statement of the transactions posted to the debtor's account at the supplier.
TSUT	TradeServicesUtilityTransaction	Document is a transaction identifier as assigned by the Trade Services Utility.
VCHR	Voucher	Document is a (credit) voucher

DFÜ Agreement

Appendix 3: Specification of Data Formats

Values of the type: DocumentType3Code

Code	ISO-Name	Description
DISP	DispatchAdvice	Document is a dispatch advice.
FXDR	ForeignExchangeDealReference	Document is a pre-agreed or pre-arranged foreign exchange transaction to which the payment transaction refers.
PUOR	PurchaseOrder	Document is a purchase order.
RADM	RemittanceAdviceMessage	Document is a remittance advice sent separately from the current transaction.
RPIN	RelatedPaymentInstruction	Document is a linked payment instruction to which the current payment instruction is related, e.g. in a cover scenario.
SCOR	StructuredCommunicationReference	Document is a structured communication reference provided by the creditor to identify the referred transaction.

7.1.7.7 Related Dates

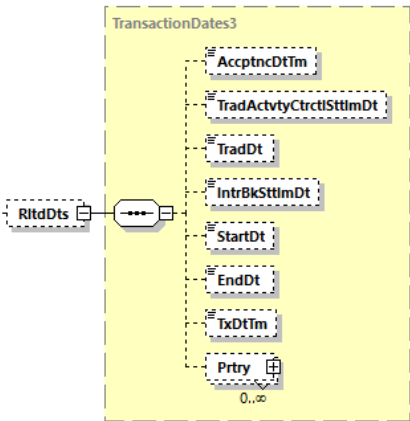


Diagram 115: camt.053.001.08, RltdDts

Definition

Set of elements identifying the dates related to the underlying transactions.

DFÜ Agreement

Appendix 3: Specification of Data Formats

	Name	XML Tag	Occurrences	Definition	Type	DK Rule
6	AcceptanceDateTime	<AccptncDtTm>	[0..1]	Acceptance date of the account-holding institution	ISODatetime	SCTinst: Time stamp taken from the same element of the pacs.008.
6	TradeActivityContractualSettlementDate	<TradActvtyCntrctlSttlmDt>	[0..1]	Contractually foreseen settlement date of the Trade	ISODate	In the case of securities related transactions: The actual value date/delivery date of the security can be entered here.
6	TradeDate	<TradDt>	[0..1]	Trade date	ISODate	In the case of securities related transactions: The trading date of the security can be entered here
6	InterbankSettlementDate	<IntrBkSttlmDt>	[0..1]	Interbank settlement date	ISODate	Not allocated Note: In the case of forwarded camt messages, this element may be allocated
6	StartDate	<StartDt>	[0..1]	Start date	ISODate	Not allocated
6	EndDate	<EndDt>	[0..1]	End date	ISODate	Not allocated
6	TransactionDateTime	<TxDtTm>	[0..1]	Transaction date	ISODatetime	SCC: Assignment with the date from the element of the same name of the map container May also be used for non-SCC transactions by bilateral agreement
6	Proprietary	<Prtry>	[0..n]	Proprietäre Datesangaben	ProprietaryDate3	Not allocated

DFÜ Agreement

Appendix 3: Specification of Data Formats

7.1.7.8 Related Price

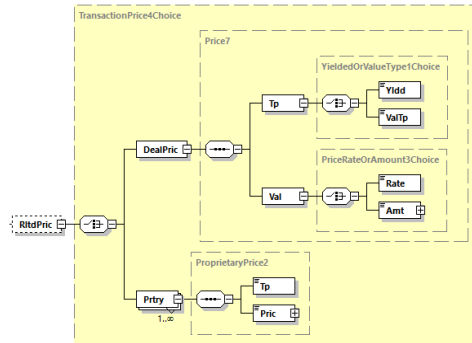


Diagram 116: camt.053.001.08, RltdPric

Definition

Set of elements identifying the price information related to the underlying transaction.

Rules

	Name	XML Tag	Occurrences	Definition	Type	DK Rule
6	DealPrice	<DealPric>	[1..1]	This is the deal price of the individual trade transaction.	Price7	
7	Type	<Tp>	[1..1]	Type of price	YieldedOrValueType1Choice	
8	Yielded	<Yldd>	[1..1]	Indicates whether the price is expressed as a yield	YesNoIndicator	
8	ValueType	<ValTp>	[1..1]	Type of value in which the price is expressed	PriceValueType1Code	See internal code list below
7	Value	<Val>	[1..1]	Value	PriceRateOrAmount3Choice	
8	Rate	<Rate>	[1..1]	Rate	PercentageRate	Value of the (fixed income) security in per cent
8	Amount	<Amt>	[1..1]	Value expressed a amount	ActiveOrHistoricCurrencyAnd13DecimalAmount	Value of the security as amount/currency
6	Proprietary	<Prtry>	[1..n]	Proprietary price	ProprietaryPrice2	
7	Type	<Tp>	[1..1]	Type of price	Max35Text	e.g. "fixed price"
7	Price	<Pric>	[1..1]	price	ActiveOrHistoricCurrencyAndAmount	In the case of securities related transactions: Price of the security in trading currency

DFÜ Agreement

Appendix 3: Specification of Data Formats

PriceValueType1Code:

Code	ISO name	Meaning
DISC	Discount	Deduction (in x percent)
PREM	Premium	Surcharge (in x percent)
PARV	Par	Face amount

7.1.7.9 RelatedQuantities

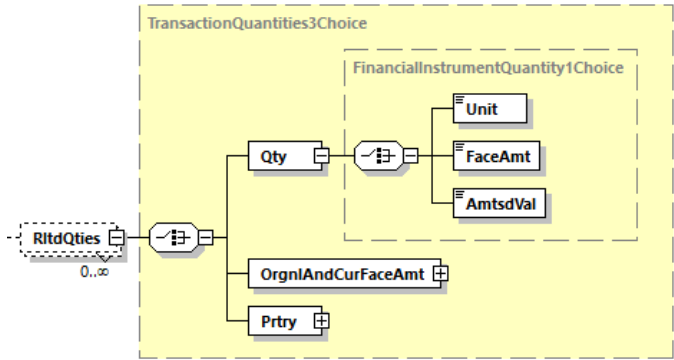


diagram 117: camt.053.001.08, RltdQties

Definition

Identifies related quantities (e.g. of securities) in the underlying transaction.

Rules

	Name	XML Tag	Occurrences	Definition	Type	DK Rule
6	Quantity	<Qty>	[1..1]	Specifies the quantity and unit.	FinancialInstrumentQuantity1Choice	
7	Unit	<Unit>	[1..1]	Unit	DecimalNumber	
7	FaceAmount	<FaceAmt>	[1..1]	Quantity expressed as an amount representing the face amount.	ImpliedCurrencyAndAmount	
7	AmortisedValue	<AmtsdVal>	[1..1]	Quantity expressed as an amount representing the current amortised face amount of a bond (e.g. repayment amount).	ImpliedCurrencyAndAmount	
6	OriginalAndCurrentFaceAmount	<OrgnlAndCurFaceAmt>	[1..1]	Face amount and amortised value of security	OriginalAndCurrentQuantities1	Not allocated

DFÜ Agreement

Appendix 3: Specification of Data Formats

	Name	XML Tag	Occurrences	Definition	Type	DK Rule
6	Proprietary	<Prtry>	[1..1]	Proprietary quantities specification	ProprietaryQuantity1	Not allocated

7.1.7.10 FinancialInstrumentIdentification

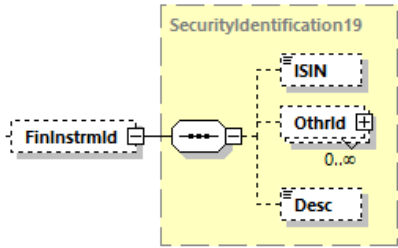


Diagram 118: camt.053.001.08, FinInstrmId

Definition

Identification of a security

Rules

	Name	XML Tag	Occurrences	Definition	Type	DK Rule
6	ISIN	<ISIN>	[0..1]	International Securities Identification Number	ISINOct2015Identifier	the information is mandatory if known
6	OtherIdentification	<Othrid>	[0..n]	Identification of a security by proprietary or domestic identification	OtherIdentification1	Not allocated
6	Description	<Desc>	[0..1]	Kind of proprietary identification	Max140Text	The description or official name of the security may be given here

Example

```
<ISIN>DE0001234565</ISIN>
```

7.1.7.11 Tax

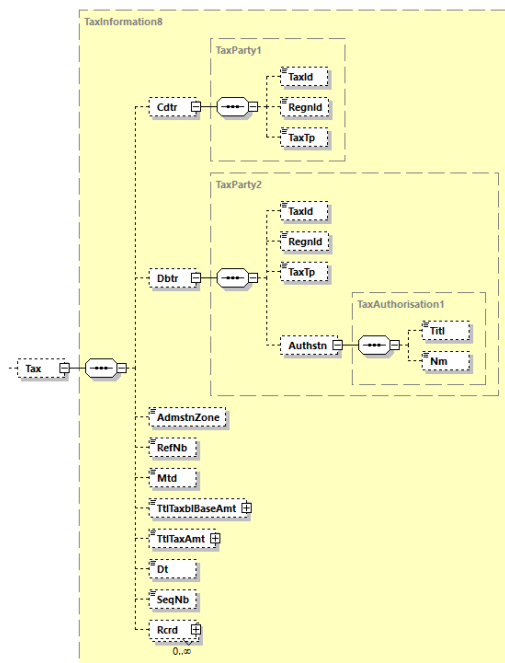


Diagram 119: camt.053.001.08, Tax

Definition

Information on the amount of taxes and related default values.

Rules

	Name	XML Tag	Occurrences	Definition	Type	DK Rule
6	Creditor	<Cdtr>	[0..1]	Party on the credit side of the transaction to which the tax applies.	TaxParty1	
7	TaxIdentification	<TaxId>	[0..1]	Tax identification number of the creditor.	Max35Text	
7	RegistrationIdentification	<RegId>	[0..1]	Unique identification, as assigned by an organisation, to unambiguously identify a party.	Max35Text	
7	TaxType	<TaxTp>	[0..1]	Type of tax payer.	Max35Text	
6	Debtor	<Dbtr>	[0..1]	Set of elements used to identify the party on the debit side of the transaction to which the tax applies.	TaxParty2	

DFÜ Agreement

Appendix 3: Specification of Data Formats

	Name	XML Tag	Occurrences	Definition	Type	DK Rule
7	TaxIdentification	<TaxId>	[0..1]	Tax identification number of the debtor.	Max35Text	
7	RegistrationIdentification	<RegnId>	[0..1]	Unique identification, as assigned by an organisation, to unambiguously identify a party.	Max35Text	
7	TaxType	<TaxTp>	[0..1]	Type of tax payer.	Max35Text	
7	Authorisation	<Authstn>	[0..1]	Details of the authorised tax paying party.	TaxAuthorisation1	
8	Title	<Titl>	[0..1]	Title or position of debtor or the debtor's authorised representative.	Max35Text	
8	Name	<Nm>	[0..1]	Name of the debtor or the debtor's authorised representative.	Max140Text	
6	AdministrationZone	<AdmstnZone>	[0..1]	Territorial part of a country to which the tax payment is related.	Max35Text	
6	ReferenceNumber	<RefNb>	[0..1]	Tax reference information that is specific to a taxing agency.	Max140Text	
6	Method	<Mtd>	[0..1]	Method used to indicate the underlying business or how the tax is paid.	Max35Text	
6	TotalTaxableBaseAmount	<TtlTaxblBaseAmt>	[0..1]	Total amount of money on which the tax is based.	ActiveOrHistoricCurrencyAndAmount	
6	TotalTaxAmount	<TtlTaxblAmt>	[0..1]	Total amount of money as result of the calculation of the tax.	ActiveOrHistoricCurrencyAndAmount	
6	Date	<Dt>	[0..1]	Date by which tax is due.	ISODate	
6	SequenceNumber	<SeqNb>	[0..1]	Sequential number of the tax report.	Number	
6	Record	<Rcrd>	[0..n]	See 7.1.8.9		

7.1.7.12 ReturnInformation

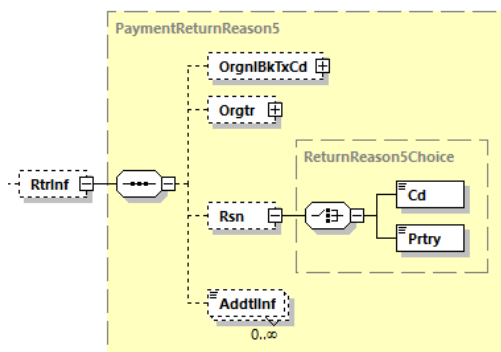


Diagram 120: camt.053.001.08, RtrInf

Definition

Element group containing information on returns.

Rules

	Name	XML Tag	Occurrences	Definition	Type	DK Rule
6	OriginalBankTransactionCode	<OrgnlBkTx Cd>	[0..1]	Bank transaction code included in the original entry for the transaction.	See 7.1.8.5	
6	Originator	<Orgtr>	[0..1]	Party issuing the return	See 7.1.8.8	
6	Reason	<Rsn>	[0..1]	Reason for the return	ReturnReason5 Choice	
7	Code	<Cd>	[1..1]	In coded form	ExternalReturn Reason1Code	To be used for SEPA returns if code is available in the external list
7	Proprietary	<Prtry>	[1..1]	In proprietary form	Max35Text	In the case of SEPA payments, the return codes DUPL, TECH, FRAD, AGNT, CUTA, UPAY which are not available in the above mentioned external code list can be specified.
6	AdditionalReason Information	<AddtlInf>	[0..n]	Additional reason information	Max105Text	If used, this element may only be used according to the assignment rule below.

DFÜ Agreement

Appendix 3: Specification of Data Formats

The field <AddtlInf> is NOT mandatory. If used, however, it is to be allocated with one of the following constants:

- 1. In case of a return BEFORE settlement (i.e. from pacs.002): REJECT
- 2. In case of a return AFTER settlement (i.e. from pacs.004): RETURN/REFUND *)

*) Alternatively, the umbrella term „ RUECKLASTSCHRIFT “ can be applied.

In addition to this optional constant, it is permitted, but not mandatory, to state the cause for the return for the mere reason of information (representation see example 2).

1. Example only with R-transaction constant:

```
<RtrInf><Rsn><Cd>AC04</Cd></Rsn>  
<AddtlInf>REJECT</AddtlInf></RtrInf>
```

2. Example with optional supplementary plain text (both English and German plain text is permitted):

```
<RtrInf><Rsn><Cd>AC04</Cd></Rsn>  
<AddtlInf>REJECT Account closed</AddtlInf></RtrInf>
```

Example

(does not contain all optionally possible information on the reason for the return)

```
<Rsn>  
<Cd>AC04</Cd>  
</Rsn>  
<AddtlInf>REJECT Account closed</AddtlInf>
```

Formatiert: Nummerierte Liste + Ebene: 1 +
Nummerierungsformatvorlage: 1, 2, 3, ... + Beginnen bei: 1 +
Ausrichtung: Links + Ausgerichtet an: 0,63 cm + Einzug bei:
1,27 cm

Formatiert: Nummerierte Liste + Ebene: 1 +
Nummerierungsformatvorlage: 1, 2, 3, ... + Beginnen bei: 1 +
Ausrichtung: Links + Ausgerichtet an: 0,63 cm + Einzug bei:
1,27 cm

Formatiert: Nummerierte Liste + Ebene: 1 +
Nummerierungsformatvorlage: 1, 2, 3, ... + Beginnen bei: 1 +
Ausrichtung: Links + Ausgerichtet an: 0,63 cm + Einzug bei:
1,27 cm

7.1.7.13 SafekeepingAccount

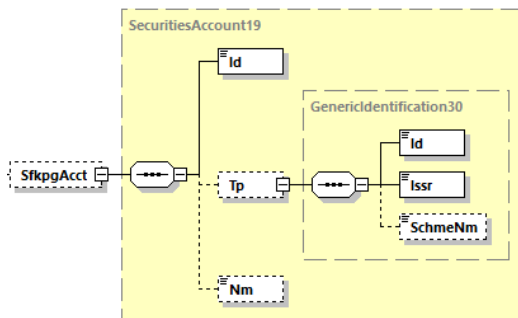


Diagram 121: camt.053.001.08, SfkpgAcct

Definition

Safekeeping or investment account.

DFÜ Agreement

Appendix 3: Specification of Data Formats

Rules

	Name	XML Tag	Occurrences	Definition	Type	DK Rule
6	Identification	<Id>	[1..1]	Identifikation of the account	Max35Text	IBAN or number of the investment account
6	Type	<Tp>	[0..1]	Type of security account	GenericIdentification30	
7	Identification	<Id>	[1..1]	Identification code (proprietary)	Exact4AlphaNumericText	
7	Issuer	<Issr>	[1..1]	Issuer of the identification	Max35Text	
7	SchemeName	<SchmeNm>	[0..1]	Textual type description	Max35Text	
6	Name	<Nm>	[0..1]	Name of account	Max70Text	

7.1.7.14 CardTransaction

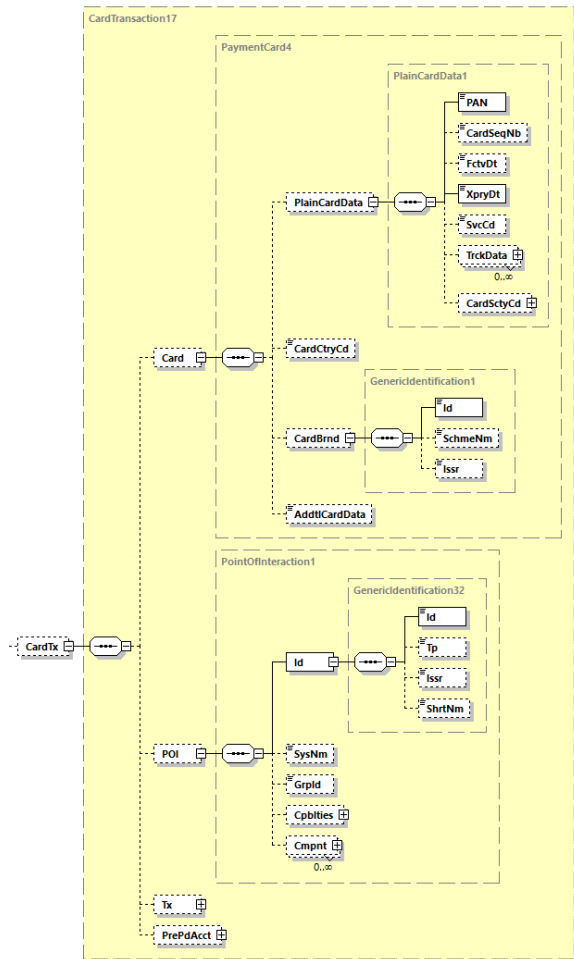


Diagram 122: camt.053.001.08, CardTx

Definition

Provides details of the card transaction included in the entry amount, when globalised by the account servicer.
The values are taken from the elements of the same name in the supl.017 message.

Rules

	Name	XML Tag	Occurrences	Definition	Type	DK Rule
6	Card	<Card>	[1..1]	Information on the used payment card	PaymentCard4	

DFÜ Agreement

Appendix 3: Specification of Data Formats

	Name	XML Tag	Occurrences	Definition	Type	DK Rule
7	PlainCardData	<PlainCardData>	[0..1]	Sensitive data associated with the card performing the transaction	PlainCardData1	
8	PAN	<PAN>	[1..1]	Primary Account Number (PAN) der Karte	Min8Max28NumericText	supl.017 → <CardData><PAN>
8	CardSequenceNumber	<CardSeqNb>	[0..1]	Identify a card inside a set of cards with the same card number (PAN)	Min2Max3NumericText	supl.017 → <CardData><CardSeqNb>
8	EffectiveDate	<FctvDt>	[0..1]	Date as from which the card can be used	ISOYearMonth	Not allocated
8	ExpiryDate	<XpryDt>	[1..1]	Expiry date of the card	ISOYearMonth	supl.017 → <CardData><XpryDt>
8	ServiceCode	<SvcCd>	[0..1]	Services anchored to the card defined according to ISO 7813.	Exact4AlphaNumericText	Not allocated
8	TrackData	<TrckData>	[0..1]	Magnetic track or equivalent payment card data.	TrackData1	Not allocated
8	CardSecurityCode	<CardSctyCd>	[0..1]	Card security code (CSC)	CardSecurityInformation1	Not allocated
7	CardCountryCode	<CardCtryCd>	[0..1]	Country code assigned to the card by the card issuer	Exact3NumericText	Not allocated
7	CardBrand	<CardBrnd>	[0..1]	Card brand	GenericIdentification1	
8	Identification	<Id>	[1..1]	Identification	Max35Text	Card scheme used (e.g. GIROCARD, MSI (maestro), VPAY) supl.017 → <CardBrnd><Id>
8	SchemeName	<SchmeNm>	[0..1]	Name of scheme	Max35Text	
8	Issuer	<Issr>	[0..1]	Card issuer	Max35Text	
7	AdditionalCardData	<AddtlCardData>	[0..1]	Additional card issuer specific data	Max70Text	Not allocated
6	POI	<POI>	[0..1]	Physical or logical card payment terminal containing software and hardware components (POI)	PointOfInteraction1	
7	Identification	<Id>	[1..1]	Identification of POI	GenericIdentification32	
8	Identification	<Id>	[1..1]	identification of the entity	Max35Text	Terminal-Id from supl.017 → <PtOfIntractn><Id><Id>
8	Type	<Tp>	[0..1]	Type of entity	PartyType3Code	Not allocated
8	Issuer	<Issr>	[0..1]	Issuer of entity	PartyType4Code	Not allocated
8	ShortName	<ShrtNm>	[0..1]	Name of entity	Max35Text	Not allocated

DFÜ Agreement

Appendix 3: Specification of Data Formats

	Name	XML Tag	Occurrences	Definition	Type	DK Rule
7	SystemName	<SysNm>	[0..1]	Common name assigned by the acquirer to the POI system	Max70Text	Not allocated
7	GroupIdentification	<GrpId>	[0..1]	Identifier assigned by the merchant identifying a set of POI terminals performing some categories of transactions	Max35Text	Not allocated
7	Capabilities	<Cpblties>	[0..1]	Capabilities of the POI performing the transaction	PointOfInteractionCapabilities1	Not allocated
7	Component	<Cmpnt>	[0..n]	Data related to a component of the POI performing the transaction.	PointOfInteractionComponent1	Not allocated
6	Transaction	<Tx>	[0..1]	Card transaction details	CardTransaction3Choice	Not allocated
6	PrePaidAccount	<PrePdAcct>	[0..1]	Prepaid account for Konto	See 7.1.8.4	Not allocated

7.1.8 Structures used several times

7.1.8.1 Postal Address

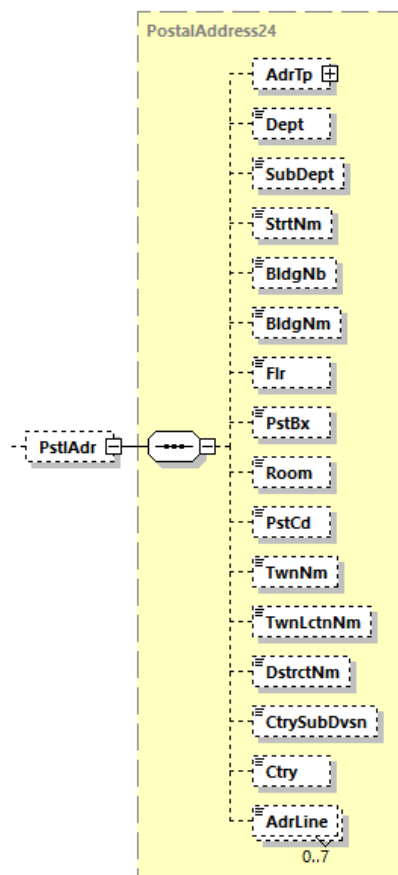


Diagram 123: camt.053.001.08, PstlAdr

Definition

This element group contains characteristic data of a postal address.

XML-Tag

<PstlAdr> (data type PostalAddress24)

DFÜ Agreement

Appendix 3: Specification of Data Formats

Rules

+	Name	XML Tag	Occurrences	Definition	Type	DK Rule
1	AddressType	<AdrTp>	[0..1]	Specifies the postal address type	AddressType3C hoice	Not allocated
1	Department	<Dept>	[0..1]	Department	Max70Text	
1	SubDepartment	<SubDept>	[0..1]	Subdepartment	Max70Text	
1	StreetName	<StrtNm>	[0..1]	Street name	Max70Text	
1	BuildingNumber	<BldgNb>	[0..1]	Building number	Max16Text	
1	BuildingName	<BldgNm>	[0..1]	Building name	Max35Text	
1	Floor	<Flr>	[0..1]	Floor	Max70Text	
1	PostBox	<PstBx>	[0..1]	Post box number	Max16Text	
1	Room	<Room>	[0..1]	Room number	Max70Text	
1	PostCode	<PstCd>	[0..1]	Post code	Max16Text	
1	TownName	<TwnNm>	[0..1]	Town name	Max35Text	
1	TownLocationName	<TwnLctnNm>	[0..1]	Town location name (within a town)	Max35Text	
1	DistrictName	<DstrctNm>	[0..1]	District name	Max35Text	
1	CountrySubDivision	<CtrySubDvsn>	[0..1]	Specifies a subdivision of a country, e.g. state, region, county.	Max35Text	
1	Country	<Ctry>	[0..1]	Code for a country with its own government (ISO 3166) e.g. DE for Germany.	CountryCode	
1	AddressLine	<AdrLine>	[0..7]	Line of address, if the structured elements are not used	Max70Text	Only a maximum of 3 lines is permitted

7.1.8.2 Identification

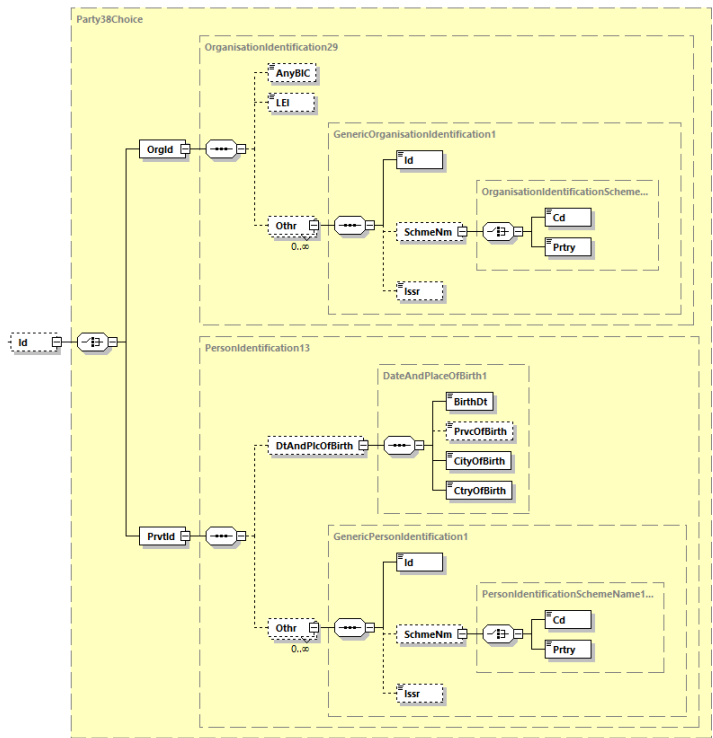


Diagram 124: camt.053.001.08, Id

Definition

The data of this element forms a unique identifier of an organisation or a person.

XML-Tag

<Id> (data type Party38Choice)

Rules

+	Name	XML Tag	Occurrences	Definition	Type	DK Rule
1	OrganisationIdentification	<OrgId>	[1..1]	Identifying characteristics of an organisation	OrganisationIdentification29	
2	AnyBIC	<AnyBIC>	[0..1]	Business Identifier Code according to ISO 9362	AnyBICDec2014Identifier	
2	LEI	<LEI>	[0..1]	Legal Entity Identifier Code according to ISO 17442	LEIIdentifier	
2	Other	<Othr>	[0..n]	Other identification	GenericOrganisationIdentification1	

DFÜ Agreement

Appendix 3: Specification of Data Formats

+	Name	XML Tag	Occurrences	Definition	Type	DK Rule
3	Identification	<Id>	[1..1]	Identification	Max35Text	
3	SchemeName	<SchmeNm>	[0..1]	Name of the identification scheme for the organisation	OrganisationIdentificationSchemeName1Choice	
4	Code	<Cd>	[1..1]	Name of the identification scheme, in a coded form	ExternalOrganisationIdentificationCode	
4	Proprietary	<Prtry>	[1..1]	Proprietary name	Max35Text	
3	Issuer	<Issr>	[0..1]	Issuer of the code	Max35Text	
1	PrivateIdentification	<PrvtId>	[1..1]	Identifying characteristics of a person	PersonIdentification13	
2	DateAndPlaceOfBirth	<DtAndPlcOfBirth>	[0..1]	Date and place of birth	DateAndPlaceOfBirth1	
3	BirthDate	<BirthDt>	[1..1]	Birth date according to format ISO 8601 (YYYY-MM-DD)	ISODate	
3	ProvinceOfBirth	<PrvcOfBirth>	[0..1]	Province of birth	Max35Text	
3	CityOfBirth	<CityOfBirth>	[1..1]	City of birth	Max35Text	
3	CountryOfBirth	<CtryOfBirth>	[1..1]	Country of birth coded according to ISO 3166	CountryCode	
2	Other	<Othr>	[0..n]	Personal identification in the manner of a defined code or proprietary.	GenericPersonIdentification1	
3	Identification	<Id>	[1..1]	Identification	Max35Text	
3	SchemeName	<SchmeNm>	[0..1]	Name of the identification scheme for the organisation	PersonIdentificationSchemeName1Choice	
4	Code	<Cd>	[1..1]	Name of the identification scheme, in a coded form	ExternalPersonIdentification1Code	
4	Proprietary	<Prtry>	[1..1]	Proprietary name	Max35Text	
3	Issuer	<Issr>	[0..1]	Issuer of the code	Max35Text	

Beispiel

In the case of a use of this structure under <MsgRcpt>, the EBICS PartnerId can be specified if available. Issuer in this case is "EBICS":

```

<OrgId>
<Othr>
  <Id>K0851234</Id>
  <Issr>EBICS</Issr>
</Othr>
</OrgId>

```

7.1.8.3 Charges

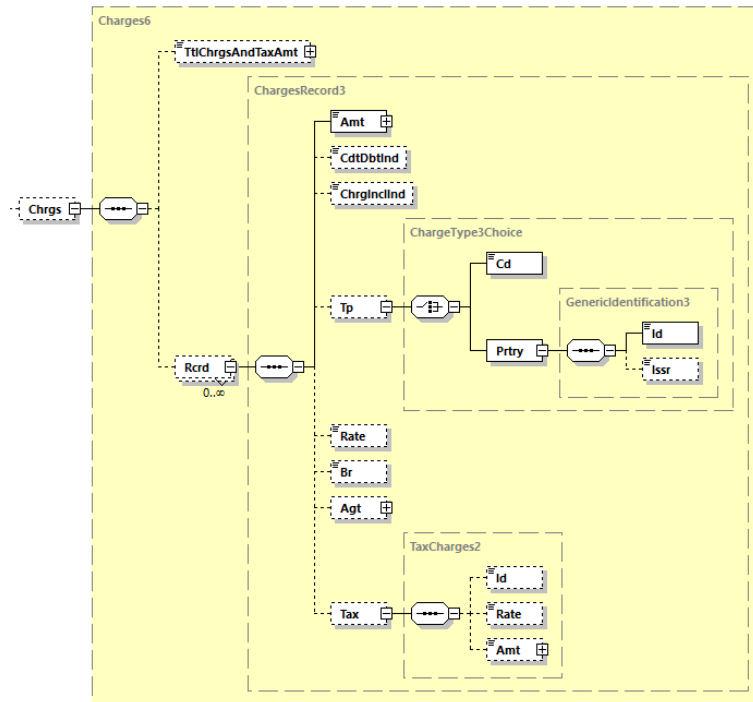


Diagram 125: camt.053.001.08, Chrgs

Definition

Provides details on the charges related to the payment transaction

XML-Tag

<Charges> (data type Charges6)

DFÜ Agreement

Appendix 3: Specification of Data Formats

Rules

+	Name	XML Tag	Occurrences	Definition	Type	DK Rule
1	TotalChargesAndTaxAmount	<TtlChrgsAndTaxAmt>	[0..1]	Total of all charges and taxes applied to the entry	ActiveOrHistoricCurrencyAndAmount	An allocation is not permitted if the fee amounts listed under <Rcrd> are denominated in different currencies. In the case of securities transactions, the following applies: The total amount of all charges is sufficient - An itemised list of charges can be seen in the securities statement, therefore no information is required under <Rcrd>.
1	Record	<Rcrd>	[0..n]	Provides details of the individual charges record	ChargesRecord3	
2	Amount	<Amt>	[1..1]	Transaction charges to be paid by the charge bearer	ActiveOrHistoricCurrencyAndAmount	
2	CreditDebitIndicator	<CdtDbtInd>	[0..1]	Indicates whether the charges amount is a credit (CRDT) or a debit (DBIT) amount	CreditDebitCode	
2	ChargeIncludedIndicator	<ChrgInclInd>	[0..1]	Indicates whether the charge should be included in the amount or is added as pre-advice. Values: True: is included False: is not included	ChargeIncludedIndicator	
2	Type	<Tp>	[0..1]	Type of charge	ChargeType3Choice	
3	Code	<Cd>	[1..1]	In coded form: BRKF = Trading commission COMM = Sales commission	ExternalChargeType1Code	
3	Proprietary	<Prtry>	[1..1]	In proprietary form	GenericIdentification3	
4	Identification	<Id>	[1..1]	Identification	Max35Text	
4	Issuer	<Issr>	[0..1]	Issuer of identification	Max35Text	
2	Rate	<Rate>	[0..1]	Set of elements used to qualify the charge rate	PercentageRate	

DFÜ Agreement

Appendix 3: Specification of Data Formats

+	Name	XML Tag	Occurrences	Definition	Type	DK Rule
2	Bearer	 	[0..1]	Specifies which party/parties will bear the charges associated with the processing of the payment transaction. CRED = creditor DEBT = debtor SHAR = shared SLEV = Charges are to be applied following the rules agreed in a service level agreement	ChargeBearerType1Code	
2	Agent	<Agt>	[0..1]	Agent that takes the transaction charges or to which the transaction charges are due	See 7.1.8.7	
2	Tax	<Tax>	[0..1]	Provides details on the tax applied to charges	TaxCharges2	
3	Identification	<Id>	[0..1]	Unique reference to unambiguously identify the nature of the tax levied, such as Value Added Tax (VAT)	Max35Text	
3	Rate	<Rate>	[0..1]	Rate used to calculate the tax	PercentageRate	
3	Amount	<Amt>	[0..1]	Amount of money resulting from the calculation of the tax	ActiveOrHistoricCurrencyAndAmount	

7.1.8.4 Structure of an account (CashAccount38)

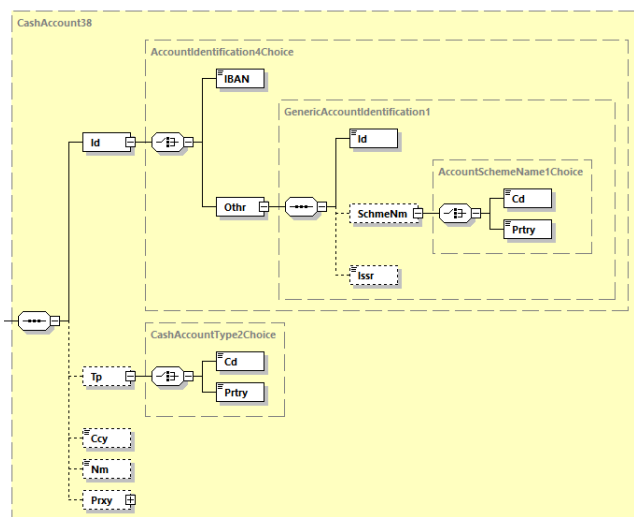


Diagram 126: camt.053.001.08, CashAccount38

DFÜ Agreement

Appendix 3: Specification of Data Formats

Definition

Information on an account.

Rule

+	Name	XML Tag	Occurrences	Definition	Type	DK Rule
1	Identification	<Id>	[1..1]	Unique and unambiguous identification for the account	AccountIdentification4Choice	
2	IBAN	<IBAN>	[1..1]	International Bank Account Number (IBAN)	IBAN2007Identifier	If possible, to be allocated with a valid IBAN. This can be a maximum of 34 digits long.
2	Other	<Othr>	[1..1]	Unique identification of an account, using an identification scheme	GenericAccountIdentification1	
3	Identification	<Id>	[1..1]	Proprietary identification	Max34Text	
3	SchemeName	<SchmeNm>	[0..1]	Name of the identification scheme	AccountSchemeName1Choice	
4	Code	<Cd>	[1..1]	Name of the identification scheme, in a coded form as published in an external list	ExternalAccountIdentification1Code	
4	Proprietary	<Prtry>	[1..1]	Proprietary reference	Max35Text	
3	Issuer	<Issr>	[0..1]	Issuer of the identification	Max35Text	
1	Type	<Tp>	[0..1]	Account type	CashAccountType2Choice	
2	Code	<Cd>	[1..1]	In coded form	ExternalCashAccountType1Code	Use of the codes see at the end of chapter 7.1.5.1
2	Proprietary	<Prtry>	[1..1]	In proprietary form	Max35Text	
1	Currency	<Ccy>	[0..1]	Account currency	ActiveOrHistoricCurrencyCode	
1	Name	<Nm>	[0..1]	Name of the account, in agreement with the account owner	Max70Text	
1	Proxy	<Pxy>	[0..1]	Specifies an alternate assumed name for the identification of the account	ProxyAccountIdentification1	In principle, an assignment is only permissible in the the element groups <CdtrAcct> or <DbtrAcct> (as far as the proxy was supplied with the payment transaction).

DFÜ Agreement

Appendix 3: Specification of Data Formats

+	Name	XML Tag	Occurrences	Definition	Type	DK Rule
2	Type	<Tp>	[0..1]	Type if proxy identification	ProxyAccountType1Choice	
3	Code	<Cd>	[1..1]	In coded form	ExternalProxyAccountType1Code	
3	Proprietary	<Prtry>	[1..1]	In proprietary form	Max35Text	
2	Identification	<Id>	[1..1]	Identification of proxy	Max2048Text	

7.1.8.5 Structure of an business transaction (BankTransactionCodeStructure4)

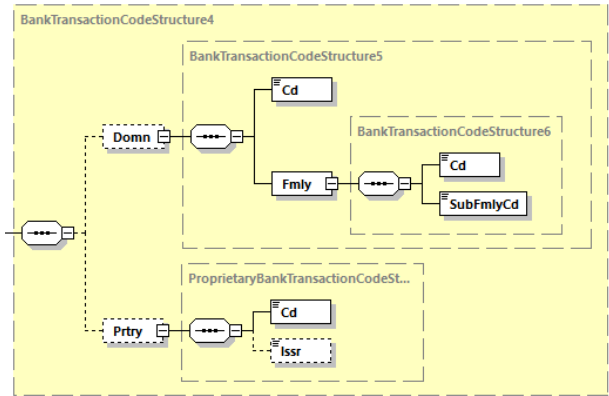


Diagram 127: camt.053.001.08, BankTransactionCodeStructure4

Definition

Description of the underlying business/bank transaction

Rules

+	Name	XML Tag	Occurrences	Definition	Type	DK Rule
1	Domain	<Domn>	[0..1]	Domain	BankTransactionCodeStructure5	Allocation mandatory. i.e. Occurrences according to DK [1..1] - For information on allocation see 7.1.8.5.1
2	Code	<Cd>	[1..1]	Domain code	ExternalBankTransactionDomain1Code	

DFÜ Agreement

Appendix 3: Specification of Data Formats

+	Name	XML Tag	Occurrences	Definition	Type	DK Rule
2	Family	<Fmly>	[1..1]	Specifies the family of the bank transaction code, within a specific domain, in a structured and hierarchical format.	BankTransactionCodeStructure6	
3	Code	<Cd>	[1..1]	Code to specify the family	ExternalBankTransactionFamily1Code	
3	SubFamilyCode	<SubFmlyCd>	[1..1]	Specifies the sub-family of the bank transaction code within a specific family	ExternalBankTransactionSubFamily1Code	
1	Proprietary	<Prtry>	[0..1]	Proprietary identification of the bank transaction	ProprietaryBankTransactionCodeStructure1	Use optional, but assignment still recommended for a transitional period. In this case, the two sub-elements are to be assigned according to the rules described below.
2	Code	<Cd>	[1..1]	Code to identify the bank transaction	Max35Text	The allocation rule is specified under this table
2	Issuer	<Issr>	[0..1]	Issuer of the code	Max35Text	To be allocated with „DK“ ⁵²

7.1.8.5.1 Allocation rules for the different use cases

In the ISO specification, the assignment of the Bank Transaction Code at entry level is mandatory. The DK specification, however, always requires an entry at transaction details level. In addition, if the Bank Transaction Code is specified, <Domn> must always be assigned. This element group has the three mandatory fields Domain Code, Family Code and SubFamily - in short: ISO BTC (Bank Transaction Code).

This results in the following rules **for the entry level**:

3. For BkTxCd, an "empty element" can be specified
4. In case of usage, <Domn> (i.e. ISO BTC) must be specified
5. In addition, the payment service provider may specify the German GVC assigned to this ISO BTC according to Annex 1 (mapping table) (or the composite code described in chapter 7.1.8.5.2 under <Prtry><Cd>).
6. The ISO BTC in the case of a single transaction or an unresolved bulk is identical to the ISO BTC specified at the transaction details level.
In the case of a resolved bulk, this is a BTC valid for the complete bulk.

For the TxDtIs level assignment is mandatory for <Domn> and an optional additional assignment of <Prtry>. For the assignment of both element groups, Annex 1 of this document shall be observed, which describes a mapping between GVC and ISO-BTC.

⁵² "DK" is the technical code for the issuer "Die Deutsche Kreditwirtschaft".

DFÜ Agreement

Appendix 3: Specification of Data Formats

If there are several mapping options in Annex 1, it is up to the institution which alternative it chooses.

It should be observed that in case of an assignment of <Prtry> must always be done according to chapter 7.1.8.5.2 (composite code)

If the **business transaction code of the original transaction** is given (In case of ReturnInformation with the element group <OrgnlBkTxCd>), then the known details should be used.

7.1.8.5.2 Allocation of <Prtry>

When using the <Prtry> element group, the following composite code is specified under <Cd>, consisting of the following components, which are set up as a string each component being linked to the next by a "+":

1. Four-digit SWIFT transaction code
2. Business transaction code (GVC)
3. Optional: prima nota number (10 digits maximum)
4. Text key supplement, if displayable

Examples:

<Cd>NRTI+109+9002/405+901</Cd> Example for a SEPA direct debit reversal
<Cd>NTRF+116+9002/405</Cd> Example for a SEPA credit transfer

Text key supplement can be omitted (e.g. in case of SEPA payments).

If an internal component (prima nota) is missing, two plus characters are used in order to highlight the gap within the string.

<Cd>NRTI+109++901</Cd> Example for a SEPA direct debit
<Cd>NTRF+116</Cd> Example for ab SEPA credit transfer
<Cd>NDDT+106+9311/300+011</Cd> Example for a deferred payment by electronic cash (debtor side)
<Cd>NDDT+106+9311/301+003</Cd> Example for a cash disbursement
<Cd>NCHK+101+9208+000</Cd> Example for the debit of the drawer of a cheque
<Cd>NCHK+170+9408</Cd> Example for a cheque presentation

Formatiert: Nummerierte Liste + Ebene: 1 +
Nummerierungsformatvorlage: 1, 2, 3, ... + Beginnen bei: 1 +
Ausrichtung: Links + Ausgerichtet an: 0,63 cm + Einzug bei:
1,27 cm

7.1.8.6 Choice of bank or other party (Party40Choice)

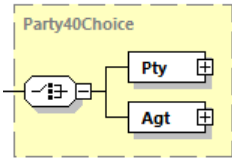


Diagram 128: camt.053.001.08, Party40Choice

Definition

Description of a party, either as a party or as a financial institution

Rules

+	Name	XML Tag	Occurrences	Definition	Type	DK Rule
1	Party	<Pty>	[1..1]	Representation of the party (if the party is not a financial institution)	See 7.1.8.8	<u>The element groups <PstlAdr> and <Id><PrvtId> might not be used by the ZDL</u>
1	Agent	<Agt>	[1..1]	Representation of the party (if the party is a financial institution)	See 7.1.8.7	

7.1.8.7 Structure of a financial institution
(BranchAndFinancialInstitutionIdentification6)

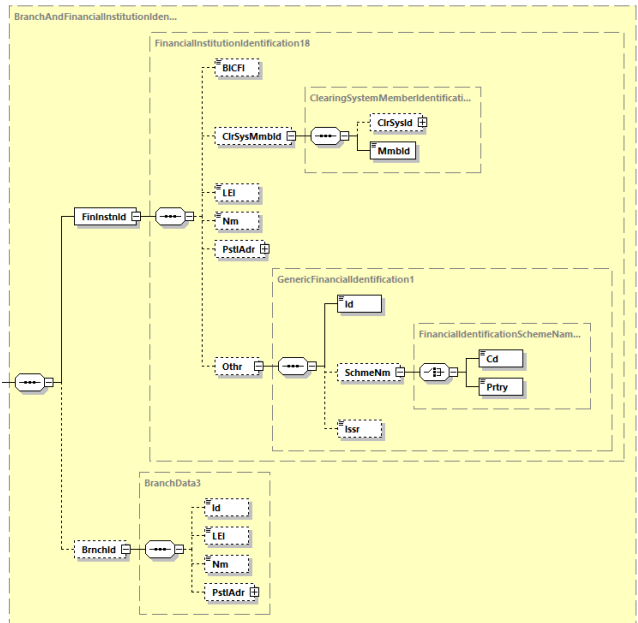


Diagram 129: camt.053.001.08, BranchAndFinancialInstitutionIdentification6

Definition

Information on financial institution and branch

Note: The element group Servicer (account-holding institution) is also of the data type BranchAndFinancialInstitutionIdentification6 - however, special DK assignment rules are described for <Svcr> - for reasons of clarity, this is therefore specified in a separate chapter (see 7.1.5.2).

Rules

+	Name	XML Tag	Occurrences	Definition	Type	DK Rule
1	FinancialInstitutionIdentification	<FinInstnId>	[1..1]	Unique and unambiguous identification of a financial institution	FinancialInstitutionIdentification18	
2	BICFI	<BICFI>	[0..1]	Bank Identification Code (SWIFT-Code)	BICFIDec2014Identifier	This element must be specified as far as it is known / has been transmitted
2	ClearingSystemMemberIdentification	<ClrSysMmbld>	[0..1]	Information used to identify a member within a clearing system	ClearingSystemMemberIdentification2	

DFÜ Agreement

Appendix 3: Specification of Data Formats

+	Name	XML Tag	Occurrences	Definition	Type	DK Rule
3	ClearingSystemIdentification	<ClrSysId>	[0..1]	Specification of a pre-agreed offering between clearing agents or the channel through which the payment instruction is processed	ClearingSystemIdentification2Choice	
4	Code	<Cd>	[1..1]	In coded form	ExternalClearingSystemIdentification1Code	
4	Proprietary	<Prtry>	[1..1]	In proprietary form	Max35Text	
3	MemberIdentification	<Mmbld>	[1..1]	Identification of a member of a clearing system	Max35Text	
2	LEI	<LEI>	[0..1]	Legal Entity Identifier (LEI)	LEIIdentifier	
2	Name	<Nm>	[0..1]	Name of financial institution	Max140Text	
2	PostalAddress	<PstlAdr>	[0..1]	See 7.1.8.1		
2	Other	<Othr>	[0..1]	Other identification	GenericFinancialIdentification1	
3	Identification	<Id>	[1..1]	Identification code	Max35Text	
3	SchemeName	<SchmeNm>	[0..1]	Name of scheme	FinancialIdentificationSchemeName1Choice	
4	Code	<Cd>	[1..1]	In coded form	ExternalFinancialInstitutionIdentification1Code	
4	Proprietary	<Prtry>	[1..1]	In proprietary form	Max35Text	
3	Issuer	<Issr>	[0..1]	Issuer of the proprietary code	Max35Text	
1	BranchIdentification	<BrnchId>	[0..1]	Identification of the branch	BranchData3	
2	Identification	<Id>	[0..1]	Identification code of the branch	Max35Text	
2	LEI	<LEI>	[0..1]	Legal Entity Identifier Code according to ISO 17442	LEIIdentifier	
2	Name	<Nm>	[0..1]	Name of the branch	Max140Text	
2	PostalAddress	<PstlAdr>	[0..1]	see 7.1.8.1		

7.1.8.8 Structure of a party (PartyIdentification135)

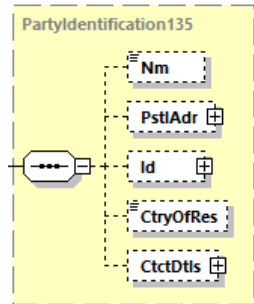


Diagram 130: camt.053.001.08, PartyIdentification135

Definition

Description and information about a party

Rules

+	Name	XML Tag	Occurrences	Definition	Type	DK Rule
1	Name	<Nm>	[0..1]	Name of the party	Max140Text	
1	PostalAddress	<PstlAdr>	[0..1]	See 7.1.8.1		
1	Identification	<Id>	[0..1]	See 7.1.8.2		
1	CountryOfResidence	<CtryOfRes>	[0..1]	Country in which the party has its residence / company headquarters	CountryCode	
1	ContactDetails	<CtctDtls>	[0..1]	Contact details of the party	Contact4	Not allocated

7.1.8.9 Structure for tax details (TaxRecord2)

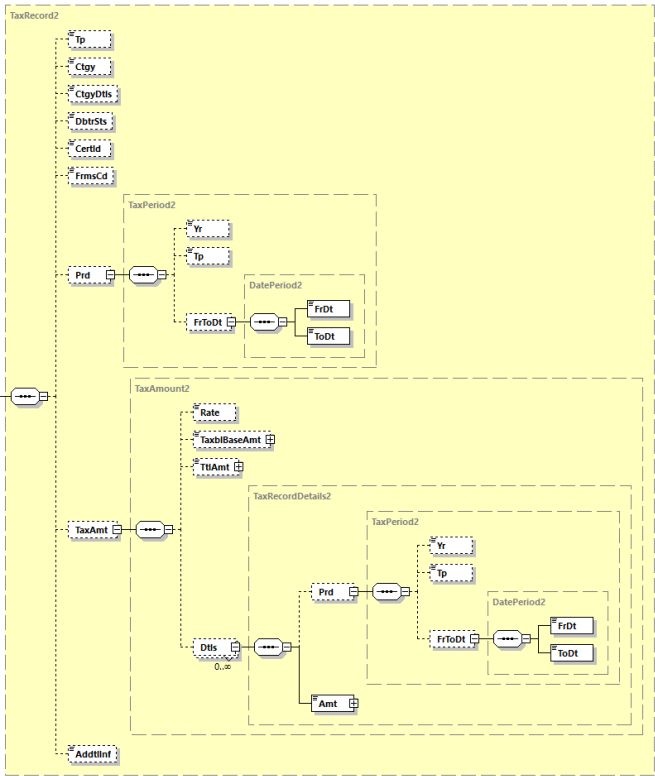


Diagram 131: camt.053.001.08, TaxRecord2

Definition

Description of tax details

Rules

+	Name	XML Tag	Occurrences	Definition	Type	DK Rule
1	Type	<Tp>	[0..1]	High level code to identify the type of tax details	Max35Text	
1	Category	<Ctgy>	[0..1]	Specifies the tax code as published by the tax authority	Max35Text	
1	CategoryDetails	<CtgyDtls>	[0..1]	Provides further details of the category tax code	Max35Text	
1	DebtorStatus	<DbtrSts>	[0..1]	Code provided by local authority to identify the status of the party that has drawn up the settlement document.	Max35Text	

DFÜ Agreement

Appendix 3: Specification of Data Formats

+	Name	XML Tag	Occurrences	Definition	Type	DK Rule
1	CertificateIdentification	<CertId>	[0..1]	Identification number of the tax report as assigned by the taxing authority.	Max35Text	
1	FormsCode	<FrmsCd>	[0..1]	Identifies, in a coded form, on which template the tax report is to be provided	Max35Text	
1	Period	<Prd>	[0..1]	Set of elements used to provide details on the period of time related to the tax payment	TaxPeriod2	
2	Year	<Yr>	[0..1]	Year related to the tax payment.	ISODate	
2	Type	<Tp>	[0..1]	Identification of the period related to the tax payment.	TaxRecordPeriod1Code	
2	FromDate	<FrToDt>	[0..1]	Range of time between a start date and an end date for which the tax report is provided.	DatePeriod2	
3	FromDate	<FrDt>	[1..1]	Start date of the range.	ISODate	
3	ToDate	<ToDt>	[1..1]	End date of the range.	ISODate	
1	TaxAmount	<TaxAmt>	[0..1]	Set of elements used to provide information on the amount of the tax record	TaxAmount2	
2	Rate	<Rate>	[0..1]	Rate used to calculate the tax (percentage)	PercentageRate	
2	TaxableBaseAmount	<TaxblBaseAmt>	[0..1]	Amount of money on which the tax is based	ActiveOrHistoricCurrencyAndAmount	
2	TotalAmount	<TtlAmt>	[0..1]	Total amount that is the result of the calculation of the tax for the record	ActiveOrHistoricCurrencyAndAmount	
2	Details	<Dtls>	[0..n]	Set of elements used to provide details on the tax period and amount.	TaxRecordDetails2	
3	Period	<Prd>	[0..1]	Information on the period to which the tax payment relates	TaxPeriod2	
4	Year	<Yr>	[0..1]	Information on the year to which the tax payment relates	ISODate	
4	Type	<Tp>	[0..1]	Period in this year in coded form	TaxRecordPeriod1Code	
4	FromDate	<FrToDt>	[0..1]	Period to which the tax payment relates	DatePeriod2	
5	FromDate	<FrDt>	[1..1]	Start of period	ISODate	
5	ToDate	<ToDt>	[1..1]	End of period	ISODate	
3	Amount	<Amt>	[0..1]	Underlying tax amount related to the specified period	ActiveOrHistoricCurrencyAndAmount	
1	AdditionalInformation	<AddtlInf>	[0..1]	Additional information on the tax details (in this record)	Max140Text	

DFÜ Agreement

Appendix 3: Specification of Data Formats

7.2 Bank to Customer Account Report (camt.052)

This message is transmitted by BTF-Parameters STM/DE//camt.052/ZIP (resp. order type C52).

7.2.1 Abstract of the message structure

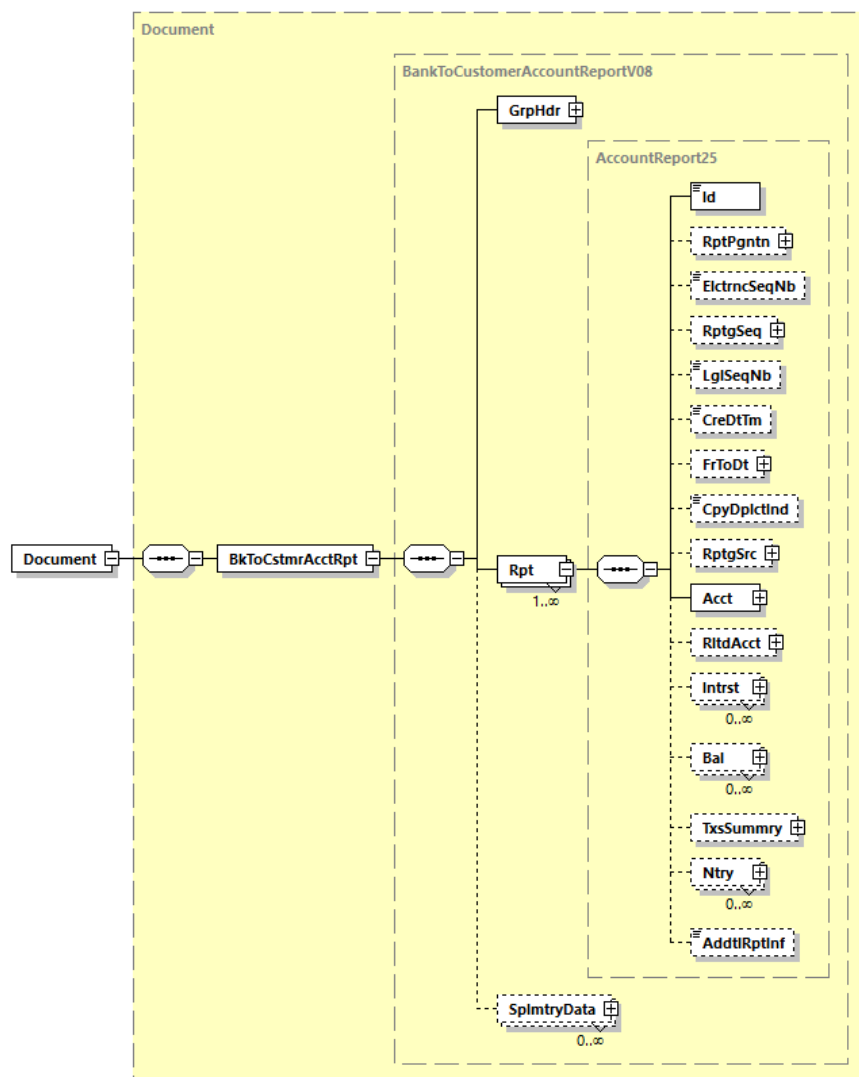


Diagram 132: Overview camt.052.001.08

DFÜ Agreement

Appendix 3: Specification of Data Formats

7.2.2 Document

Definition

UNIFI (ISO 20022) XML message: Top level element for message camt.052.001.08.

Deviation from the description of 7.1.2:

Name and data type of the contained element group <BkToCstmrAcctRpt> (see 7.2.3).

7.2.3 Bank-to-Customer Account Report

Definition

Message for intraday entries (earmarked items).

Deviation from the description of 7.1.3:

Name and data type of the contained element group >Rpt> (Report) instead of <Stmnt> (Statement, see 7.1.5). The content structure of the deviant data type is identical except for the following description. Especially, the occurrence remains 1 according to DK Rule.

7.2.4 Group Header

Definition

Set of elements that applies to the entire message.

Deviation from the description of 7.1.4:

	Name	XML Tag	Occurrences	Definition	Type	Deviation
2	AdditionalInformation	<AddtlInf>	[0..1]	Further details on the message.	Max500Text	For reasons of further information, details e.g. on a particular use case of the camt message can be stated here.

7.2.5 Report

Definition

Information about entries reported to the account during the day – for one account.Deviation from the description of 7.1.5:

DFÜ Agreement

Appendix 3: Specification of Data Formats

	Name	XML Tag	Occurrences	Definition	Type	Deviation
2	ReportPagina tion	<RptPgntn>	[0..1]	Provides details on the page number of the report	Pagination1	The only difference is that the name of the element group is <RptPgntn> instead of <StmntPgnt>. Otherwise, the same set of rules applies as in chapter 7.1.5: Pagination is always used if the bank wants to perform a size split. The names of the sub-elements and rules for the sub-elements is analogous to chapter 7.1.5

DFÜ Agreement

Appendix 3: Specification of Data Formats

	Name	XML Tag	Occurrences	Definition	Type	Deviation
2	ElectronicSequenceNumber	<ElctrncSeqNb>	[0..1]	Sequential number of the report, assigned by the account servicer. It is increased incrementally for each report sent electronically.	Number	Occurrence of DK: This element is optional (corresponding to ISO)
2	Balance	<Bal>	[0..n]	Information in the balance(s)	CashBalance8	Here, the occurrence is according to ISO [0..n] , i.e. optional. The number of balances depends on the use case of the camt.052 message (see beginning of chapter 7): For balance reports, one balance is specified, the specification of two balances is permissible for intraday information (earmarked items), but optional.
2	Entry	<Ntry>	[0..n]	Specifies the elements of an entry in the report.	ReportEntry10	The same data type is used as in the camt.053 - for deviations in the assignment see in chapter 7.2.6)
2	AdditionalReportInformation	<AddtlRptlInf>	[0..1]	Further details on the report entries during the day, and/or on the balance information on the account.	Max500Text	Name of element

7.2.6 Entry

Deviation from the description of 7.1.6:

	Name	XML Tag	Occurrences	Definition	Type	Deviation
3	Status	<Sts>	[1..1]	Status of an entry on the books of the account servicer.	EntryStatus1Choice	
4	Code	<Cd>	[1..1]	In a coded form	ExternalEntryStatus1Code	In addition to BOOK, INFO and PDNG are also permissible (see below for descriptions).
3	BookingDate	<BookgDt>	[0..1]	Booking date	DateAndDateTime2Choice	Allocation is not mandatory. In the case of status PDNG or INFO this date is the expected booking date.
	...					

DFÜ Agreement

Appendix 3: Specification of Data Formats

	Name	XML Tag	Occurrences	Definition	Type	Deviation
3	ValueDate	<ValDt>	[0..1]	Value date	DateAndDate Time2Choice	Allocation is not mandatory. In the case of status PDNG or INFO this date is the expected value date.

Values for ExternalEntryStatus1Code:

Code	ISO Name	description	Defined for
BOOK	Booked	Booked entries	camt.052, camt.053, camt.054
INFO	Information	This entry is for information only. There is no booked entry for the account.	camt.052, camt.054
PDNG	Pending	The corresponding entry is not yet final. This status can occur in the case of expected turnover or for items whose finality depends on certain conditions. If the entry is finalised, the turnover is made available in the next statement or report with the status "BOOK".	camt.052, camt.054
FUTR	Future	Entry is on the books of the account servicer and value will be applied to the account owner at a future date and time.	camt.052, camt.054 This code is not used in the DK.

DFÜ Agreement

Appendix 3: Specification of Data Formats

7.3 Bank to Customer Debit Credit Notification (camt.054)

This message is transmitted by BTF-Parameters STM/DE//camt.054/ZIP (resp. order type C54).

7.3.1 Abstract of the message structure

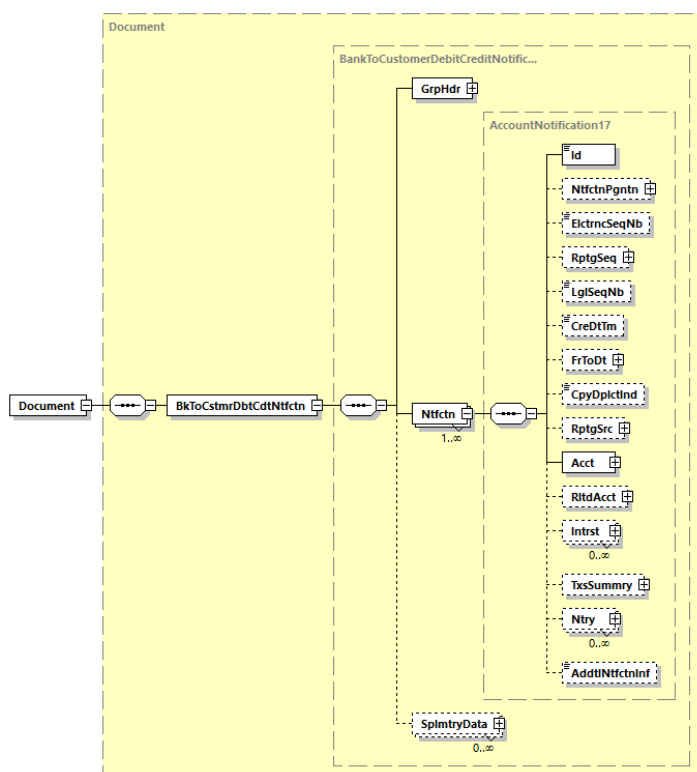


Diagram 133: Overview camt.054.001.08

7.3.2 Document

Definition

UNIFI (ISO 20022) XML message: Top level element for message camt.054.001.08.

Deviation from the description of 7.1.2:

Name and data type of the contained element group <BkToCstmrDbtCdtNtfctn> (see 7.3.3)

DFÜ Agreement

7.3.3 Bank To Customer Debit Credit Notification

Definition

Message to notify pending and booked items, one or more debit entries, one or more credit entries

Deviation from the description of 7.1.3:

Name and data type of the contained element group <Ntfctn> (Notification) instead of <Stmnt> (Statement, see 7.1.5). The content structure of the deviant data type is identical except for the following description. In particular, the occurrence also remains [1..1] according to the DK allocation rule.

7.3.4 Group Header

Definition

Set of elements that applies to the entire message.

Deviation from the description of 7.1.4:

	Name	XML Tag	Occurrences	Definition	Type	Deviation
2	AdditionalInformation	<AddtlInf>	[0..1]	Further details on the message.	Max500Text	For reasons of further information, details e.g. on a particular use case of the camt message can be stated here.

7.3.5 Notification

Definition

Information on batched transactions, debit and credit notifications of an account.

DFÜ Agreement

Appendix 3: Specification of Data Formats

Deviation from the description of 7.1.5:

	Name	XML Tag	Occurrences	Definition	Type	Deviation
2	NotificationPage ination	<NtfctnPgnt n>	[0..1]	Provides details on the page number of the notification	Pagination1	The only difference is that the name of the element group is <NtfctnPgntn> instead of <StmntPgnt>. Otherwise, the same set of rules applies as in chapter 7.1.5: Pagination is always used if the bank wants to perform a size split. The names of the sub-elements and rules for the sub-elements is analogous to chapter 7.1.5
2	ElectronicSe quenceNumbe r	<ElctrncSeq Nb>	[0..1]	Sequential number of the report, assigned by the account servicer. It is increased incrementally for each report sent electronically.	Number	Occurrences according to DK: This element is optional (according to ISO)
2	Balance	<Bal>	[1..n]	Set of elements defining the balance(s).		Not part of camt.054
2	AdditionalNoti ficationInform ation	<AddtlNtfctn Inf>	[0..1]	Further details on the account notification	Max500Text	Element name

The content structure for each deviating data type is identical except for the following description.

7.3.6 Entry

Deviation from the description of 7.1.6:

	Name	XML Tag	Occurrences	Definition	Type	Deviation
3	Status	<Sts>	[1..1]	Status of an entry on the books of the account servicer.	EntryStatus1 Choice	
4	Code	<Cd>	[1..1]	In a coded form	ExternalEntry Status1Code	In addition to BOOK, INFO and PDNG are also permissible (for descriptions of the codes, see the end of chapter 7.2.6)

In the case of status BOOK, the booking and the value date must be allocated (analogous to camt.053).

7.4 Interaction of camt.052 and camt.053 with camt.054 regarding batched transactions

The message camt.054 is especially applied for providing information on batched transactions (itemisation of batched transactions). Batched transactions may, however, also be itemised by way of the TransactionDetails in a camt.052 or camt.053 message.

The various possibilities of representation for batched transactions as well as the interaction between the three camt.05x messages regarding batched transactions will be explained in this chapter.

According to the definition for batched transactions (or a batched transaction file), only items may be batched that comply to the following conditions:

- amounts with identical direction of posting
- logical compilation of business transactions (for a particular institution)
- identical date of accounting entry
- identical value date

Information referring to a complete batch of transactions (and not to an individual transaction contained in it) is always specified on the Entry level. These are amount (Amount und CreditDebitIndicator), booking date (BookingDate), value date (ValueDate) and account servicer reference (AccountServicerReference)

The only exception to this rule is the specification of the business transaction code (GVC) in the data element BankTransactionCode. <BkTxCd><Prtry> is always assigned with SWIFT TX code + GVC + prima nota (optional) + text key supplement (where appropriate) on the TransactionDetails level. If a transaction batch is itemised in the TransactionDetails, the SWIFT TX code and the GVCs of the individual transactions will be listed here instead. If the batch is not itemised here, SWIFT TX code and GVC of the batched transactions will be specified in the first and only repeating sequence of the TransactionDetails.

Case A: Itemisation of a batched transaction file in a camt.052 or camt.053 message

In this case, the Amount on Entry level is to be regarded as the sum of the batched transactions. Every individual item is a <TxDtls> group. Optionally, the data element NumberOfTransactions can be assigned with the number of single entries contained in the batched transaction file. In the case of bulk entries, the sum rule applies within <Ntry>:

<Amt> = sum of all <NtryDtls><TxDtls><Amt>

Optionally, the data element NumberOfTransactions can also be assigned the number of individual transactions of the bulk.

Case B: Itemisation of a batched transaction file by way of referencing to a camt.054 message

In this case, a camt.054 message will be referred to by way of the data element group AdditionalInformationIndicator that is to be assigned to on Entry level.

In the camt.052 and camt.053 messages, only the total amount is available on the Entry level. Further details on the individual items are to be found in the camt.054 message. This being an separate XML message in its own right, however, plausibility checks (especially

DFÜ Agreement

Appendix 3: Specification of Data Formats

with respect to the amounts and the number of transactions) are not feasible without certain restrictions.

For each Entry, only one camt.054 message can be referred to. On the other hand, exactly one camt.052 or camt.053 message can be referred to from a camt.054 message.

Example

```
<Ntry>
...
<AddtlInfInd>
  <MsgNmId>camt.054.001.08</MsgNmId>
  <MsgId> Message-Id of the camt.054-message</MsgId>
</AddtlInfInd>
...
</Ntry>
```

Case C: Itemisation of a batched transaction file by way of a file submitted by the customer

In this case, a file submitted by a customer (e.g. pain file) will be referred to by way of the data element group Batch that is to be assigned to on Entry level. The data element <PmtInfId> contains the reference to the batched transaction file assigned by the customer. Additionally, the message ID of the original message as well as the number of individual transactions in the batched transaction file can be specified.

Example

```
<Ntry>
...
<Btch>
  <MsgId> MessageId of the 'pain' message</MsgId>
  <PmtInfId> Id of the 'PmtInf' element group</PmtInfId>
</Btch>
...
</Ntry>
```

If a batched transaction file is not itemised by one of the procedures explained above, the number of individual transactions in the batch can be specified in data element NumberOfTransactions – provided this piece of information is available at the time of the camt.052/53 message's creation.

Example:

```
<Ntry>
...
<Btch>
  <NbOfTxs>452</NbOfTxs>
</Btch>
...
</Ntry>
```

7.5 Principles on the interaction of <Ntry> and <TxDtls> in case of individually booked entries

The following principles are to be considered when allocating values to the elements on the levels Entry and TransactionDetails for single entries (batched transaction file see 7.4):

- Amount (Amount und CreditDebitIndicator), booking date (BookingDate), value date (ValueDate), and account servicer reference (AccountServicerReference) are always issued on the Entry level.
- All other information is issued on the level TransactionDetails.

For each single entry, there is exactly one set of <TxDtls>.

<Ntry><Amt> and <Ntry><NtryDtls><TxDtls><Amt> have the same value.

DFÜ Agreement

Appendix 3: Specification of Data Formats

7.6 Technical Example

The following camt.053 example is available at <https://www.ebics.de/de/datenformate/ergaenzende-dokumente> - it contains 3 parts with entries for essential technical use cases. Each part / entry begins with an XML comment with a short description.

Example Part 1

1st Entry: Credit due to an incoming SEPA credit transfer

2nd Entry: Credit due to a returned SEPA credit transfer

3rd Entry: Debit entry due to a SEPA direct debit

Example Part 2

4th Entry: Debit entry due to returned SEPA direct debits (batched transactions) and itemisation within <TxDtIs>

5th Entry: Debit entry due to a SEPA credit transfer (batched transactions) with reference to the original pain.001-message

6th Entry: Debit entry due to returned SEPA direct debits (batched transactions) with reference to a separate camt.054-message

Example Part 3

7th Entry debit due to a cross-border credit transfer (in particular presentation of amount details and structured remittance information)

DFÜ Agreement

Appendix 3: Specification of Data Formats

8 Customer Statement Message according to SWIFT (MT940/MT942) (removed)

If required, the latest version of the specification can be found under version 3.8 in the archive of the Appendix 3: <https://www.ebics.de/de/datenformate/archiv>

9 Container Formats

9.1 XML Container

The SEPA container allows for storing multiple, individual SEPA messages in a physical file or to transmit them in one communication connection to or from (e.g. via EBICS) a financial institution. The XML container makes sure that only one type of message is contained in each container. Furthermore, the bank can provide different input channels and customer assignments in the container in order to route a return message to the customer, if necessary.

The individual documents are embedded in message elements in the container. Message elements are labelled with <Msg> and a code which conforms to the message type and consists of three alphanumerical characters. The number of these Msg elements or of the imbedded document elements, respectively, is arbitrary. In addition, "choice" ensures for Msg elements that the container contains exactly one chosen type of document elements.

9.1.1 Calculation and presentation of the hash value

A hash value of the document's content can be added to each message element. The following rules apply for the calculation and presentation of the hash value:

- The hash value is created using the entire contained document, including the opening and closing <document> tag.
- In order to create the hash value, the document is canonised according to Canonical XML, version 1.0 (<http://www.w3.org/TR/2001/REC-xml-c14n-20010315>). There is no obligation to add the document in canonical form to the container.
- On principle, the canonisation of the document has to be executed in the context of the main document in which it is embedded.
- SHA-256 is used as hash algorithm.
- The hash value is entered in hexadecimal form in the <HashValue> tag, capital characters are used for the hexadecimal digits A to F. When using an XML container within the SRZ procedure it is mandatory to specify the hash value (the abbreviation SRZ stands for the German term „Servicerechenzentrum“ meaning "data processing service centre").

9.1.2 Setting individual prefixes

The setting of individual prefixes of the included namespace is not permitted. In the XML container, referencing has to be executed without a prefix on the level of the included document. Banks are entitled to reject files with prefixes that are individually set.

9.1.3 Overview

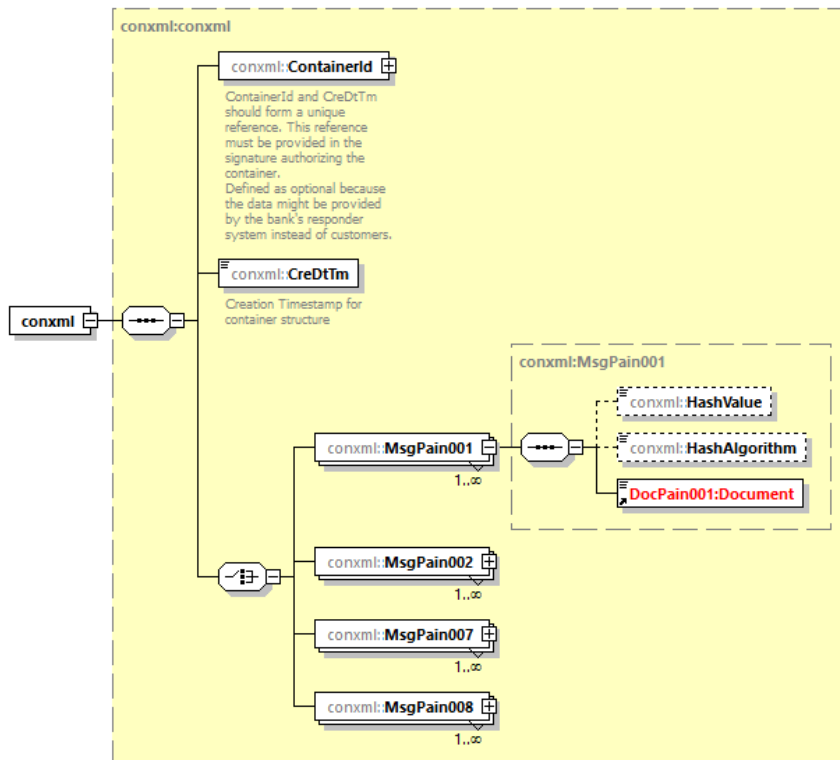


Diagram 134: Overview XML-Container

9.1.3.1 conxml

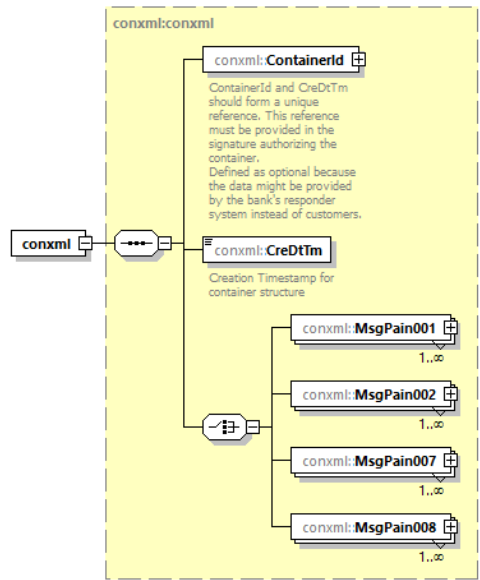


Diagram 135: container.nnn.001.GBIC54, conxml

Definition

Container for XML messages.

XML Tag

<conxml>

Occurrences

[1..1]

Rules

Name	XML Tag	Occurrences	Definition	Type	Rules
ContainerId	<ContainerId>	[1..1]	Refer to 9.1.3.2		<ContainerId> and <CreDtTm> must form a unique reference.
CreationDateTime	<CreDtTm>	[1..1]	Time and date of the container's creation.	ISODatetime	Creation Timestamp for container structure

DFÜ Agreement

Appendix 3: Specification of Data Formats

Name	XML Tag	Occurrences	Definition	Type	Rules
Message	<MsgPain001>,, <MsgPain.007>, <MsgPain008>	[1..n]	Refer to 9.1.3.3		Selection of the respective XML tag. The maximum number is to be 9,999,999. The specification "unbound" is appended for technical reasons ⁵³ .

Example

```
<?xml version="1.0" encoding="UTF-8"?>
<conxml xmlns="urn:conxml:xsd:container.nnn.001.GBIC4"
xmlns:xsi="http://www.w3.org/2001/XMLSchema-instance"
xsi:schemaLocation="urn:conxml:xsd:container.nnn.001.GBIC4
container.nnn.001.GBIC4.xsd">
  <ContainerId>
    <SenderId>SENDERID</SenderId>
    <IdType>EBIC</IdType>
    <TimeStamp>115500000</TimeStamp>
  </ContainerId>
  <CreDtTm>2022-12-17T11:55:00.000Z</CreDtTm>
  <MsgPain001>
    <HashValue>D7A8FBB307D7809469CA9ABC0082E4F8D5651E46D3CDB762D02D0BF37C9E59
2</HashValue>
    <HashAlgorithm>SHA256</HashAlgorithm>
    <Document xmlns="urn:iso:std:iso:20022:tech:xsd:pain.001.001.09">
      <CstmrCdtTrfInitn>
        <!--content of the first pain message -->
        <!-- ... -->
      </CstmrCdtTrfInitn>
    </Document>
  </MsgPain001>
  <MsgPain001>
    <HashValue>D7A8FBB307D7809469CA9ABC0082E4F8D5651E46D3CDB762D02D0BF37C9E59
2</HashValue>
    <HashAlgorithm>SHA256</HashAlgorithm>
    <Document xmlns="urn:iso:std:iso:20022:tech:xsd:pain.001.001.09">
      <CstmrCdtTrfInitn>
        <!-- content of the second pain message -->
        <!-- ... -->
      </CstmrCdtTrfInitn>
    </Document>
  </MsgPain001>
</conxml>
```

⁵³ A number of validating XML parsers cannot cope with a very high, but limited number of occurrences of XML elements. These parsers try to allocate memory for every possible occurrence, which leads to an out of memory error.

9.1.3.2 Container Id

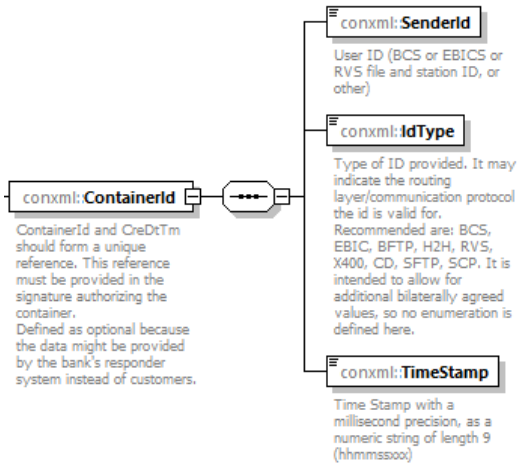


Diagram 136: container.nnn.001.GBIC54, Container Id

Definition

Identification of the container.

XML Tag

<ContainerId>

Occurrences

[1..1]

Rules

Name	XML Tag	Occurrences	Definition	Type	Rules
SenderId	<SenderId>	[1..1]	Identification of the sender	Max22Text	User ID (BCS or EBICS or RVS file and station ID, or other).

DFÜ Agreement

Appendix 3: Specification of Data Formats

Name	XML Tag	Occurrences	Definition	Type	Rules
IdentificationType	<IdType>	[1..1]	Type of identification	Max4Text	Type of ID provided. It may indicate the routing layer/communication protocol the ID is valid for Recommended are: BCS, EBICS, BFTP, H2H, RVS, X400, CD, SFTP, SCP. It is intended to allow for additional bilaterally agreed values, so no enumeration is defined here.
TimeStamp	<TimeStamp>	[1..1]	Time	DecimalTime	Time stamp with a millisecond precision, as a numeric string of length 9 (hhmmssxxx).

Example

```
<ContainerId>  
  <SenderId>SENDERID</SenderId>  
  <IdType>EBIC</IdType>  
  <TimeStamp>115500000</TimeStamp>  
</ContainerId>
```

9.1.3.3 Message

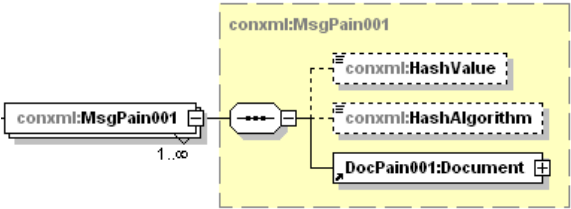


Diagram 137: container.nnn.001.GBIC54, message (exemplary selection)

Definition

XML message of the type of “document“ of the selected message element.

XML Tag

<Msg Pain.001> (exemplary selection)

Occurrences

[1..n] (note the limits specified in chapter 2.1.)

Rules

Name	XML Tag	Occurrences	Definition	Type	Rules
HashValue	<HashValue>	[0..1]	Hash value	conxml:HashSHA256	At this time, the hash value must be calculated using SHA256. Possibly, other hash calculation methods will be permitted at a later time, in which case the hash value entered in this field will have to be calculated with a procedure as in <HashAlgorithm>. Within the SRZ procedure, the specification of the hash value is mandatory.

DFÜ Agreement

Appendix 3: Specification of Data Formats

Name	XML Tag	Occurrences	Definition	Type	Rules
HashAlgorithm	<HashAlgorithm>	[0..1]	Applied hash algorithm	conxml:HashAlgorithm	At this time, the value is to be definitely allocated using <code>SHA256</code> . Possibly, other hash calculation methods will be permitted at a later time.
Document	<Document>	[1..1]	Refer to 2.2.1.1, 2.2.2.1, , 11.2.1		This element does not belong to the container namespace, but is imported from the namespace of the contained pain message. We recommend to specify the namespace within the <code>Document</code> tag to avoid the repeated use of a namespace prefix (see example).

DFÜ Agreement

Appendix 3: Specification of Data Formats

Example

```
<MsgPain001>
  <HashValue>D7A8FBB307D7809469CA9ABC0082E4F8D5651E46D3CDB762D02D0BF37C9E59
2</HashValue>
  <HashAlgorithm>SHA256</HashAlgorithm>
  <Document xmlns="urn:iso:std:iso:20022:tech:xsd:pain.001.001.09">
    <CstmrCdtTrfInitn>
      <!--content of the first pain message -->
      <!-- ... -->
    </CstmrCdtTrfInitn>
  </Document>
</MsgPain001>
```

9.1.4 Transmission of SEPA messages within the XML Container

At present, the XML container (version container.nnn.001.GBIC⁵⁴) can be used in combination with the message types pain.001.001.09, pain.008.001.08, pain.007.001.09 for SEPA payment transactions. The following table provides an overview of the SEPA messages and BTF Parameters (resp. order types) which can be transmitted in a container.

9.1.4.1 BTF-Parameter / Order Types

BTF-Parameter	Upload order type	Business transaction	Namespace of the TVS	File name of the TVS (xsd name as published on the website)
SCT/DE//pain.001/XML	CCC	Credit Transfer Initiation	urn:iso:std:iso:20022:tech:xsd:pain.001.001.09	pain.001.001.09_GBIC_54.xsd (Only op-out submission possible)
SDD/DE//COR/pain.008/XML	CDC	Direct Debit Initiation - SEPA core direct debit	urn:iso:std:iso:20022:tech:xsd:pain.008.001.08	pain.008.001.08_GBIC_54.xsd
SDD/DE//B2B/pain.008/XML	C2C	Direct Debit Initiation - SEPA B2B direct debit	urn:iso:std:iso:20022:tech:xsd:pain.008.001.08	pain.008.001.08_GBIC_54.xsd
SDD/DE//pain.007/XML	CC7	Reversal of a SEPA direct debit (via container)	urn:iso:std:iso:20022:tech:xsd:pain.007.001.09	pain.007.001.09_GBIC_54.xsd

SEPA core direct debit refers to the SEPA core direct debit schema. SEPA B2B refers to the SEPA business to business (B2B) direct debit scheme.

Moreover, the container allows the customer to send secured SEPA messages (files) without electronic signatures to the bank while having an accompanying note on paper signed by hand which can be assigned unambiguously to the file (BGL method).

The container schema ensures that each XML message contained in the container conforms to one XML message type exactly (e.g. pain.001.001.09).

When the XML container is used in SEPA payment transactions, the BTF-parameters (resp. order type) define which business transaction is contained in the container. Especially, it is

DFÜ Agreement

Appendix 3: Specification of Data Formats

not permitted to mingle XML messages that do not conform to the same business transaction even if complying to the same schema.

9.2 ZIP Container

9.2.1 BTF Parameters (Order Types) for Downloading Camt.052/053/054-Messages

The following BTF parameters (order types) are defined for downloading camt.052, camt.053 and camt.054 messages from the financial institution's site:

BTF-Parameter Service/Scope/Option MsgName/Container	Order Type	Business Transaction	Namespace of the Camt Message
REP/DE//camt.052/ZIP	C52	Bank to Customer Account Report	urn:iso:std:iso:20022:tech:xsd:camt.052.001.08
EOP/DE//camt.053/ZIP	C53	Bank to Customer Statement	urn:iso:std:iso:20022:tech:xsd:camt.053.001.08
STM/DE//camt.054/ZIP	C54	Bank to Customer Debit Credit Notification	urn:iso:std:iso:20022:tech:xsd:camt.054.001.08
STM/DE/SCI/camt.054/ZIP	C5N	Credit Notification for instant credit transfer	urn:iso:std:iso:20022:tech:xsd:camt.054.001.08 (with the rules specified in chapter 2.2.5)

ZIP files standing behind the BTF-Parameters (resp. order types) are providing the camt.05x messages of a customer for download (e.g. C53 contains all camt.053 messages).

9.2.2 Naming of files

For files provided in ZIP-files the following naming is agreed:

When EBICS is applied, the **ZIP file's** name is predetermined by the EBICS standard. If the procedure is to be applied to other communication standards, the file name has to be stipulated in mutual agreement with the customer.

The Zip32- as well as the Zip64-archive format (.ZIP File format specification from version 4.5) is used by the banks. The Zip64-archive format is unlimited concerning the size of files or a maximum number of files in the archive. The compression algorithm to be used is not determined.

9.2.2.1 Naming Conventions for DK Standard Formats in a ZIP-Container

The names of the **XML files** contained in the ZIP file is structured in the following way:

JJJJ-MM-TT_CCC_X...X.xml

The components represent

 JJJJ the year

DFÜ Agreement

Appendix 3: Specification of Data Formats

MM	the month (always two digits, padded with leading zero if necessary)
TT	the day (always two digits, padded with leading zero if necessary)
CCC	constant which marks what message type / business transaction is represented by the XML file (order type)
X...X	flexible / variable extension of the file name for the allocation contentwise and to secure an unambiguous file name (e.g. sender statements like BIC, statements concerning the receiver like IBAN, as well as internal numbers)

For all message types the following applies:

The date JJJJ-MM-TT is the **day of the composition** of the xml file.

CCC is determined as follows:

CDZ for pain.002 (in the case of SDD)

CRZ for pain.002 (in the case of SCT)

CIZ for pain.002 (in the case of SCT Inst^{first})

C29 for camt.029

C86 for camt.086

C52, C53, C54 or rather C5N for camt.052, camt.053 or rather camt.054 (refer also to chapter 9.2.1).

For CCC = C52, C53, C54 and C5N the following additional division of X...X in applies

KK...	the account identifier. If there is no IBAN for the account, an 11-digit BIC (8-digit BIC are padded with "XXX" to the right) or the 8-digit German bank sort code can be used followed in each case by a point "." which in turn is followed by the (national) account number. The point is used because other special characters may not be applicable in foreign (non-German) account numbers.
WWW	the currency symbol according to ISO 4217
AAAAAA	ID, normally six digits. The ID is to ensure the generation of unique file names on a specific date for the customer system. Without the ID component, creating several files for one day would be problematic.
X...X	(optional) extensions of the file name are permitted after bilateral agreement with the customer. Additionally, up to 12 more digits are permitted

Patterns for camt.053 file names:

For an account with IBAN:

2018-01-08_C53_DE87200500001234567890_EUR_000001.xml

For a German account number with bank code:

2018-01-08_C53_20050000.1234567890_EUR_000001.xml

DFÜ Agreement

Appendix 3: Specification of Data Formats

For a German account number with BIC:

2018-01-08_C53_BANKDEFF123.1234567890_EUR_000001.xml

Pattern for a camt.086 file name:

2018-01-08_C86_BANKDEFFXXX_KUNDEABC000001.xml

9.2.2.2 Naming Convention for account- and customer-related information in pdf format

- 1) Account statements in PDF-format are also provided in a ZIP-container via BTF-Parameters EOP/DE//pdf/ZIP (resp. EBICS order type BKA). The naming conventions for **pdf-files** are geared to the camt account statement. In doing so it is recommended to use the six digit sequence number of the paper-based account statement.

Therefore a pattern for a file name in the case of an account with IBAN is:

2018-01-08_BKA_DE87200500001234567890_EUR_000021.xml

- 2) Other digitalised account- and customer-related information is provided via BTF-Parameters DAR/DE//pdf/ZIP (resp. EBICS order type BKI) in pdf format in a ZIP container.

The naming convention from 1) is adapted for BKI provisions as illustrated in the following samples:

In the case of account reference:

2018-02-23_BKI_DE87200500001234567890_EUR_AAAAAA_X...X.pdf

or, in the case of BKI provisions without a unique account reference, reference is made to the customer with a unique customer number:

2020-10-06_BKI_b...b_k...k_AAAAAA_X...X.pdf

b...b

means, in the case of BKI provisions without a fixed account reference with an unique customer number, either BIC (8-figure BICs are followed by "XXX") or bank code (BLZ), with which the customer number is unambiguous. It is recommended to use the BIC if possible.

k...k

is the customer number with which the customer can be unambiguously identified.

x...x specifies the type / content (optional part) If the files are of the following content type, the standard assignment given here must be used in the first three places:

RNG= Invoice

KAB = Account balancing

SAB = Balance confirmation

ZAV = Payment notification

DPA = Securities account statement

WPA= Securities settlement

TRA = Trade documents (documentary credits)

ZAB = Interest settlement

INF = Information / Message

DEV = Foreign exchange transaction

DEP =Fixed term deposit settlement

DFÜ Agreement

Appendix 3: Specification of Data Formats

LOA =Fixed term loan settlement
ZAC =Credit-side payment advice
ZAD =Debit-side payment advice
SAC =Salary payment advice
MIS =Miscellaneous enclosures to account statement

AAAAAA:

The six-digit ID is the consecutive number of the respective content type. The ID is intended to ensure that unique file names are created for the customer system for each creation day.

Account and customer-related documents are provided together in a zip container (i.e. no separation of customer and account-related documents).

For example, a complete file name is:

2018-02-23_BKI_DE87200500001234567890_EUR_000001_WPA.pdf

or (without account reference with BIC and customer number, which is unique within the BIC):

2020-10-06_BKI_BANKDEFFXXX_09876543_000039_TRA.pdf

Note: If there is no IBAN for the account, an 11-figure BIC (8-figure BICs are followed by "XXX") or the 8-figure German bank code, each followed by a dot ".", followed by the (national) account number can be used instead. The dot is used because other special lines may be possible in national (non-German) account numbers.

DFÜ Agreement

Appendix 3: Specification of Data Formats

10 Same-day urgent credit transfers (submission via pain.001)

The submission of same-day urgent credit transfers in currency EUR (within Germany or cross-border) is to be transmitted by way of ISO 20022 format pain.001.

With the following modifications to the SEPA-specification according to chapter 2.2.1, the pain.001 schema provided by the DK can be used to for same-day urgent credit transfers:

- In the PaymentTypeInfoInformation element group, only the code "URGP" from the external code list that can be used there is permitted for the <SvcLvl> tag (service level).
- ExternalServiceLevel1Code is allowed (for SEPA only "SEPA"). No proprietary category purpose codes may be used.
- ~~In contrast to SEPA, address information must also be provided in the case of Ultimates. Only structured address information is allowed (at least city and country, no free text per <AdrLine> allowed).~~
- ChargeBearer is always "SHAR" (for SEPA always "SLEV")
- A UETR number may be indicated after bilateral agreement with the CSP (not permitted in SEPA).
- For EBICS communication, the BTF parameter combination is to be used XCT/DE/URG/pain.001/ (resp. order type CCU), using the DK-TVS pain.001.001.09_CCU_GBIC_54.xsd.
- Different rules for the character set (especially special characters) compared to SEPA must be observed.

For the creation of user data with foreign transfers (and checks), the following characters are allowed in the encoding according to UTF-8 (the use of Byte Order Marks (BOM) is not allowed):

Name of the character	Charactercode	Remarks on masking and Best Practice Conversion
Numeric characters	0 to 9	
Capital letters	A to Z	
Lower case letters	a to z	
Apostrophe	"'"	The character ist o be masked as „'“
Colon	":"	
Question mark	"?"	
Decimal point	"."	
Minus	"_"	
Blank	" "	
Left bracket	"("	
Plus character	"+"	
Dot	"."	
Right bracket	")"	
Slash	"/"	
ampersand	"&"	ZDL undertake to accept, subject to conversion to a plus sign ("+") in accordance with EPC Best Practice. The character is to be masked as "&“,

DFÜ Agreement

Appendix 3: Specification of Data Formats

Name of the character	Charactercode	Remarks on masking and Best Practice Conversion
Left square bracket	"<"	ZDL undertake to accept, subject to conversion to a dot (".") in accordance with EPC Best Practice.. The character is to be masked as „<“
Right square bracket	">"	ZDL undertake to accept, subject to conversion to a dot (".") in accordance with EPC Best Practice. The character is to be masked as „>“
Commercial at	"@"	ZDL undertake to accept, subject to conversion to a dot (".") in accordance with EPC Best Practice. Alternatively, "(at)" can also be used if the element content does not have to be shortened.

Umlauts and ß are not allowed.

The umlauts Ä, Ö, Ü are to be submitted like AE, OE, UE, the ß like ss.

For the special characters *, \$ and % applies:

ZDL may refuse to accept these characters, but in case of acceptance, further processing is allowed according to EPC Best Practice as follows:

Name of the character	Charactercode	Best Practice Conversion
Star symbol	"*"	" "
Dollar sign	"\$"	" "
Percent sign	"%"	" "

Compared to the specification in Chapter 2.2.1 the following changes have been made:

DFÜ Agreement

Appendix 3: Specification of Data Formats

For the collector level:

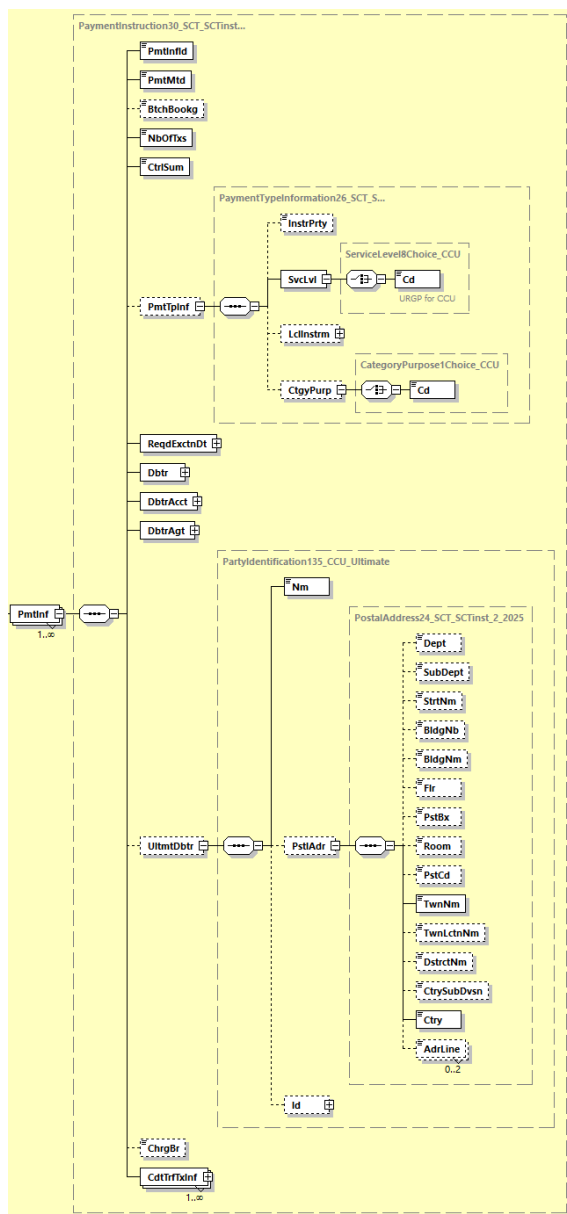


Diagram 138: pain.001.001.09, Payment Information (Delta to SEPA transfer)

DFÜ Agreement

Appendix 3: Specification of Data Formats

Name	XML Tag	Occurrences	Definition	Typ	DK Rules
PaymentInformation	<PmtInf>	[1..n]	Set of characteristics that applies to the debit side of the payment transactions included in the credit transfer initiation.	PaymentInstruction30_SCT_SCTInst_for_CCU	
...					
PaymentTypeInformation	<PmtTpInf>	[0..1]	Set of elements that further specifies the type of transaction.	PaymentTypeInformation26_SCT_SCTInst_for_CCU	It is recommended to assign <PmtTpInf> here and not on single transaction level. In addition, it is not permissible to assign the element group on both levels at the same time.
...					
ServiceLevel	<SvcLvl>	[1..1]	Agreement or rule according to which the transaction should be processed	ServiceLevel8Choice_CCU	
Code	<Cd>	[1..1]	Identification of a pre-agreed level of service between the parties in a coded form.	ExternalServiceLevel1Code_CCU	Is to be assigned with URGP.
...					
CategoryPurpose	<CtgyPurp>	[0..1]	Specifies the purpose of the instruction based on a set of pre-defined categories	CategoryPurpose1Choice_CCU	Only one coded entry is allowed.
Code	<Cd>	[1..1]	Specifies a pre-agreed service or level of service in coded form	ExternalCategoryPurpose1Code	Only the codes of the external ISO 20022 code list are permitted. Notes on this in chapter 0. Note: These codes are not represented in the account statement.

DFÜ Agreement

Appendix 3: Specification of Data Formats

Name	XML Tag	Occurrences	Definition	Typ	DK Rules
Proprietary	<Prtry>	[1..1]	In proprietary form	Max35Text	Is not allocated.
...					
UltimateDebtor	<UltmtDbtr>	[0..1]	Debtor reference party. For information only.	PartyIdentification135_CCU_Ultimate	If a value is allocated to this element group, then the corresponding element group on the level of the transaction details must not be used.
...					

DFÜ Agreement

Appendix 3: Specification of Data Formats

Name	XML Tag	Occurrence s	Definition	Typ	DK Rules
PostalAddress	<PstlAdr>	[1..1]	Postal address of the party concerned.	PostalAddress24_SCT_SCTINST_2025	<p>If the <UltmtDbtr> is specified, then <PstlAdr> must be assigned.</p> <p>In case of an address specification this must be structured, i.e. at least city/country (i.e. <TwnNm> and <Ctry>) must be assigned, further address elements are allowed. <AdrLine> is also permitted must not be assigned.</p> <p><u>Details regarding the assignment see chapter 2.2.1.8.1</u></p> <p>Fehler! Verweisquelle konnte nicht gefunden werden. Please note the information in section Postal-Address 3.1.5 on semi-structured addresses, which will also apply to same-day urgent credit transfers from 11/2025</p>
...					

DFÜ Agreement

Appendix 3: Specification of Data Formats

Name	XML Tag	Occurrences	Definition	Typ	DK Rules
ChargeBearer	<ChrgBr>	[0..1]	Specifies which party/parties will bear the charges associated with the processing of the payment transaction.	ChargeBearerType1Code_CCU	<p>It is recommended to assign <ChrgBr> here and not at transaction level.</p> <p>Furthermore a concomitance of this element group in both levels is not allowed.</p> <p>If allocated it contains the constant <i>SHAR</i>.</p>
...					

For transaction level:

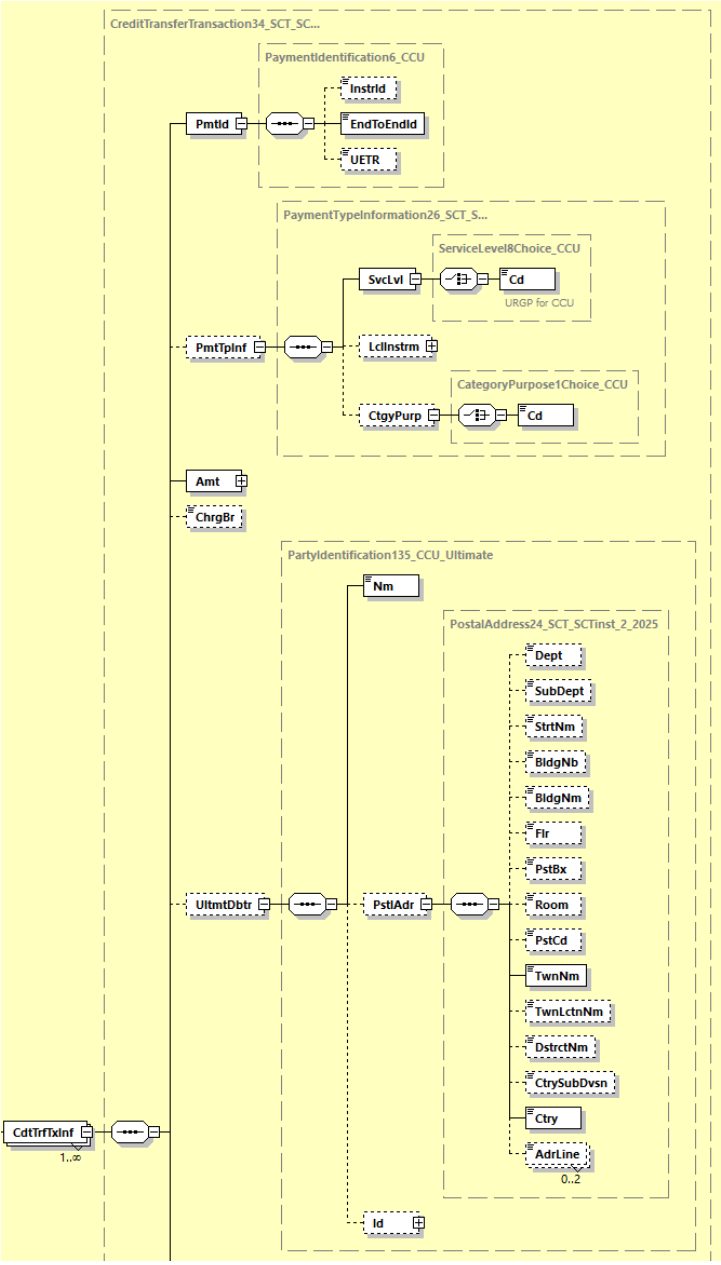
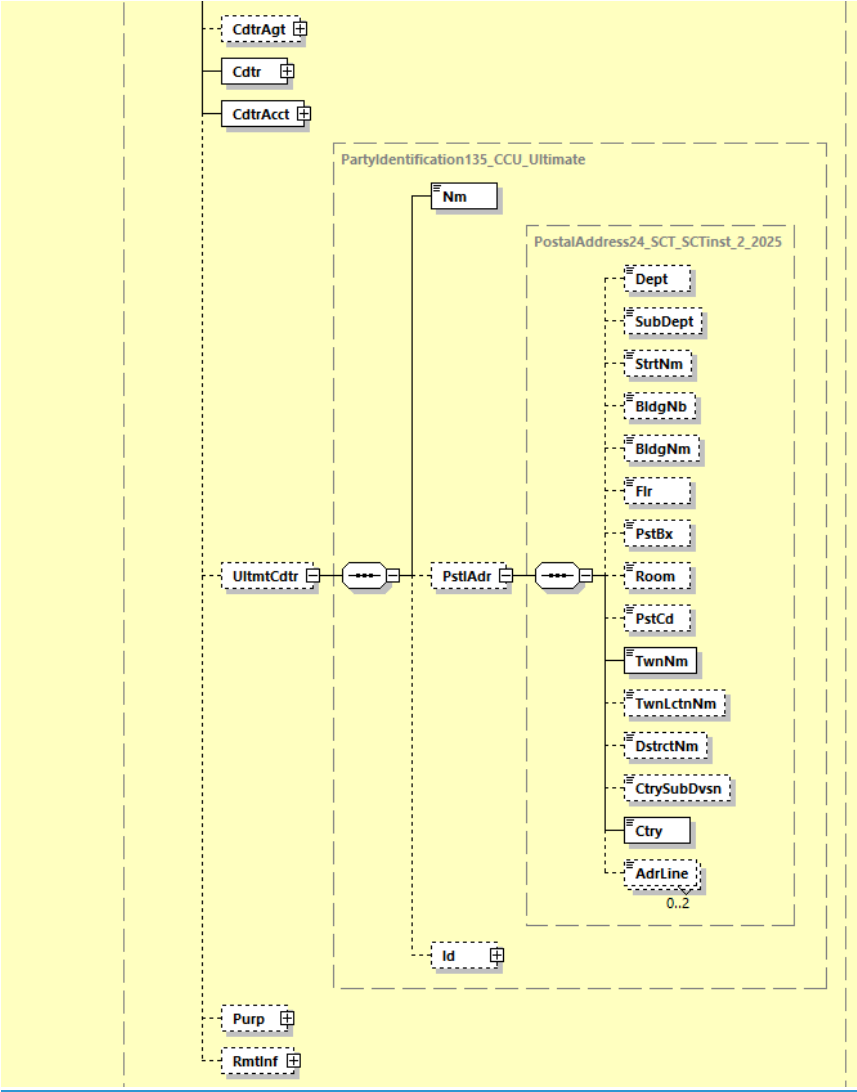


Diagram 139: pain.001.001.09, CreditTransferTransaction (Delta to SEPA transfer) – part 1

DFÜ Agreement

Appendix 3: Specification of Data Formats



pain.001.001.09, CreditTransferTransaction (Delta to SEPA transfer) – part 2

DFÜ Agreement

Appendix 3: Specification of Data Formats

Name	XML Tag	Occurrences	Definition	Type	DK-Rules
CreditTransferTransactionInformation	<CdtTrfTxInf>	[1..n]	Set of elements providing information specific to the individual transaction(s) included in the message.	CreditTransferTransactionInformation34_SCT_SCTInst_f or_CCU	
...					
PaymentIdentification	<PmtId>	[1..1]	Set of elements to reference a payment instruction.	PaymentIdentification6_CCU	The allowed character set for these two Ids is restricted/ checked in the SEPA scheme (TVS) by a pattern, Refer to chapter 2.3.1
...					
UETR	<UETR>	[0..1]	Universal unique reference of a payment transaction	UUIDv4Identifier	May only be specified after bilateral agreement.
...					
PaymentTypeInformation	<PmtTpInf>	[0..1]	Set of elements that further specifies the type of transaction.	PaymentTypeInformation26_SCT_SCTInst_2_for_CCU	It is recommended to assign <PmtTpInf> here and not on single transaction level. In addition, it is not permissible to assign the element group on both levels at the same time.
ServiceLevel	<SvcLvl>	[1..1]	Agreement or rule according to which the transaction should be processed	ServiceLevel8Choice_CCU	
Code	<Cd>	[1..1]	Identification of a pre-agreed level of service between the parties in a coded form.	ExternalServiceLevel1Code_CCU	Is to be assigned with URGP.
...					

DFÜ Agreement

Appendix 3: Specification of Data Formats

Name	XML Tag	Occurrences	Definition	Type	DK-Rules
CategoryPurpose	<CtgyPurp>	[0..1]	Specifies the high level purpose of the instruction based on a set of pre-defined categories.	CategoryPurpose1Choice_CCU	Only one coded entry is allowed.
Code	<Cd>	[1..1]	Specifies a pre-agreed service or level of service between the parties, as published in an external service level code list.	ExternalCategoryPurpose1Code	Only the codes of the external ISO 20022 code list are permitted. Notes on this in chapter 0. Note: These codes are not represented in the account statement.
Proprietary	<Prtry>	[1..1]	In proprietary form	Max35Text	Is not allocated.
...					
ChargeBearer	<ChrgBr>	[0..1]	Specifies which party/parties will bear the charges associated with the processing of the payment transaction	ChargeBearerType1Code_CCU	It is recommended to assign <ChrgBr> at collector level and not here. Furthermore a concomitance of this element group in both levels is not allowed. If allocated it contains the constant SHAR.
...					
UltimateDebtor	<UltmtDbtr>	[0..1]	Debtor reference party. For information only..	PartyIdentification135_CCU_Ultimate	If a value is allocated to this field, then it is not allowed to use the element on the level of <PaymentInstructionInformation>.
...					

DFÜ Agreement

Appendix 3: Specification of Data Formats

Name	XML Tag	Occurrences	Definition	Type	DK-Rules
PostalAddress	<PstlAdr>	[1..1]	Postal address of the party concerned.	PostalAddress24_SCT_SCTINST_2_2025	<p>If the <UltmtDctr> is specified, then <PstlAdr> must be assigned.</p> <p>In case of an address specification this must be structured, i.e. at least city/country (i.e. <TwnNm> and <Ctry>) <u>must be assigned</u>, further address elements are allowed. <AdrlLine> <u>is also permitted</u>must not be assigned.</p> <p><u>Details regarding the assignment see chapter 2.2.1.8.1</u>Please note the information in section Postal-Address 3.1.5 on semi-structured addresses, which will also apply to same-day urgent credit transfers from 11/2025</p>
...					
UltimateCreditor	<UltmtCdtr>	[0..1]	Creditor reference party. For information only.	PartyIdentification135_CCU_Ultimate	
...					

DFÜ Agreement

Appendix 3: Specification of Data Formats

Name	XML Tag	Occurrences	Definition	Type	DK-Rules
PostalAddress	<PstlAdr>	[1..1]	Postal address of the party concerned.	PostalAddress24_SCT_SCTINST_2_2025	<p>If the <UltmtCdtr> is specified, then <PstlAdr> must be assigned.</p> <p>In case of an address specification this must be structured, i.e. at least city/country (i.e. <TwnNm> and <Ctry>) <u>must be assigned</u>, further address elements are allowed. <AdrLine> <u>is also permitted</u>must not be assigned.</p> <p><u>Details regarding the assignment see chapter 2.2.1.8.1</u>Please note the information in section Postal-Address 3.1.5 on semi-structured addresses, which will also apply to same-day urgent credit transfers from 11/2025</p>
...					

There is no separate set of rules for a Payment Status Report for same-day urgent transfers. If a PSP would nevertheless like to make a corresponding offer, either the rules for SEPA or the more detailed Payment Status Report for the cross-border transfers may serve as a basis.

PSR for same-day urgent transfers based on SEPA rules

The complete set of rules, in particular the corresponding use in the context of EBICS, is described in section 2.2.3. If the PSR is based on SEPA, it should be noted that only the status before settlement is reported.

PSR for same-day urgent transfers based on the rules for cross-border payments

The complete set of rules, in particular the corresponding use in the context of EBICS, is described in section 3.2. A PSR based on the rules and regulations for international payment transactions is particularly interesting for SWIFT gpi payments.

DFÜ Agreement

Appendix 3: Specification of Data Formats

The chosen procedure (such as SEPA or international payments) must be agreed with the respective customer. Regardless of the selected procedure, the provision takes place in a zip container with the following separate business transaction designation:
BTF parameter: REP/DE/URG/pain.002/ZIP (or order type CUZ).

11 Electronic Recalls

11.1 Introduction

The German Banking Industry Committee (Die Deutsche Kreditwirtschaft, DK) agreed on giving clients the possibility for an „electronic recall⁵⁴ of SEPA-payment orders. **This is to be understood as an optional offer of the payment service providers (ZDLs, German term Zahlungsdienstleister).** The given standardized specification based on ISO 20022 now makes consistent processing of XML-based SEPA-formats possible. The ordering of SEPA direct debit corrections by the customer using pain.007 corresponds to the specifications of the EPC.

Overview of the specified messages in this chapter

UNIFI message	Application	BTF-Parameters	used order types
pain.007	Electronic order of SEPA-direct debit reversals	SDD///pain.007/	C07
camt.055	Request for cancellation of SEPA-credit transfers and SEPA-direct debits	SCT/DE//camt.055/ resp. SDD/DE//camt.055/	C55
camt.029	Information about the result of a request for cancellation initiated by camt.055. This could be final/ conclusive information or information about the intermediate status.	REP/DE//camt.029/ZIP	C29

The payment service provider (ZDL) decides which recall-messages will be provided for which service.

In the following passages of this document the format specifications of the DK for the use of these messages in the payments market are stated.

Based on the ISO-scheme DK-rules for the message “pain.007” has been established which displays the Implementation Guidelines of the EPC. For the messages “camt.055” and “camt.029” DK-rules, based on the corresponding ISO-schemes, have been established as well. The exact document references can be found under “referenced documents”.

⁵⁴ In this chapter the term “electronic recall” is to be understood exclusively in its technical meaning.

DFÜ Agreement

Appendix 3: Specification of Data Formats

Display of the guidelines

The following is valid for all three messages:

- Only the elements respectively the element groups that are to be provided after EPC- or DK-rule or that are to be provided mandatorily because of ISO 20022 are indicated.
- All elements/ element groups that are not mentioned can be used optionally after the ISO-provided value ranges and cardinalities but they are not a part of the DK guidelines.
- To improve the recognizability of the structure of the message part some of the elements/ element groups that are not to be used mandatorily are still demarcated (in that case they are marked in grey colour).
- Used fields have to correspond to the guidelines described in this document. If elements that are not mentioned in the guidelines are used, their content will be ignored.

Character Set

The character code rules of chapter 2 (SEPA Payment Transactions) apply.

Referenced Documents

This specification is based on the documents listed below. When a reference is made to these documents, the following version is valid:

- EPC Implementation Guidelines for pain.007:
SEPA Direct Debit Core Scheme (Customer-to-PSP Implementation Guidelines, EPC130-08 / 2025~~3~~, Version 1.0~~1~~ of November 28~~14~~, 2025~~3~~, effective from ~~October~~March 5~~17~~, 2025~~4~~) and
SEPA Direct Debit Business-to-Business Scheme (Customer-to-PSP Implementation Guidelines EPC131-08 / 2025~~3~~, Version 1.0~~1~~ of November 28~~14~~, 2025~~4~~, effective from ~~October~~March 5~~17~~, 2025~~4~~)
- ISO 20022: Payments Initiation - Maintenance 2018 - 2019 Message Definition Report, Edition February 2019 for pain.007 (Customer Payment Reversal)
- ISO 20022 Payments Maintenance Exceptions and Investigations 2015-16, February 2016 for camt.055 (Customer Payment Cancellation Request) und camt.029 (Resolution of Investigation)
- Schema files (Original ISO for camt.055 and camt.029), also accessible via <https://www.ebics.de/de/datenformate/ergaenzende-dokumente>
 - CustomerPaymentCancellationRequestV04
 - ResolutionOfInvestigationV05

DFÜ Agreement

Appendix 3: Specification of Data Formats

- Technical Validation Subset (TVS) of the DK for CustomerToBankPaymentReversal (pain.007.001.09_GBIC_54.xsd). By analogy with the procedure of direct debit submissions this scheme can be applied to core direct debits as well as to B2B direct debits. Apart from that the TVS is in its structure identical to both schema data of the EPC: EPC130-08_2023 V1.0 pain.001.09.xsd (Reversal basic direct debits) and EPC131-08_2023 V1.0 pain.007.001.09.xsd (Reversal corporate direct debits).

11.2 Customer to Bank Payment Reversal – pain.007.001.09

The message is used for an electronic order of SEPA- direct debit corrections by the payment recipient to the payment service provider of the payment recipient.

In case of a usage of EBICS as a means of transfer the order is transferred via the BTF-Parameters SDD///pain.007/ (resp. order type C07).

After EPC IG with the pain007 message a reversal can happen

~~3.1.~~ for a complete pain.008 message (identified by OrgnlMsgId)

~~4.2.~~ one or several payment information blocks within one pain.008 message (identified by OrgnlMsgId, OrgnlPmtInfId)

~~5.3.~~ individual transactions (identified by OrgnlMsgId, OrgnlPmtInfId, OrgnlEndToEndId)

Following the recommendation from the EPC Implementation Guidelines, group or block reversals should not be used if possible. That means that even in case of the reversal of a whole message respectively a whole Payment-Information-Block of every individual transaction has to be indicated in the pain.007 message. Because of the fact that the original transactions in one pain.007 after 1)-3) have to come from one original message core direct debits and B2B direct debits cannot be intermingled by this definition.

11.2.1 Message Structure

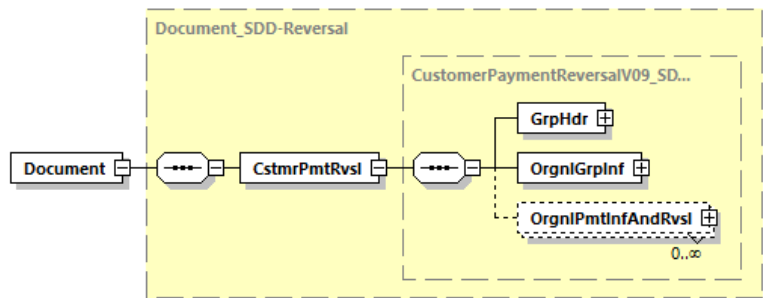


Diagram 140: Overview pain.007.001.09

Definition

ISO 20022 XML-message: Customer to Bank Payment Reversal Schema.
Root element of the pain.007.001.09 message.

XML-Tag

<Document>

Occurrences

[1..1]

Rules

	Name	XML-Tag	Occurrences	Definition	Type	EPC-/DK-rule
0	CustomerPaymentReversal	<CstmrPmtRvsl>	[1..1]	The CustomerPaymentReversal message is sent by the initiating party to the next party in the payment chain. It is used to reverse a payment previously executed.	CustomerPaymentReversalV09_SDD-Reversal	
1	GroupHeader	<GrpHdr>	[1..1]	Set of characteristics shared by all individual transactions included in the message.	Refer to 11.2.2	
1	OriginalGroupInformation	<OrgnlGrplnf>	[1..1]	Information concerning the original group of transactions, to which the message refers.	Refer to 11.2.3	

DFÜ Agreement

Appendix 3: Specification of Data Formats

	Name	XML-Tag	Occur-ences	Definition	Type	EPC-/DK-rule
1	OriginalPaymentIn formationAndRe versal	<OrgnlPmtIn fAndRvsl>	[0..n]	Information concerning the original payment information, to which the reversal message refers.	Refer to 11.2.4	

11.2.2 Group Header <GrpHdr>, [1..1]

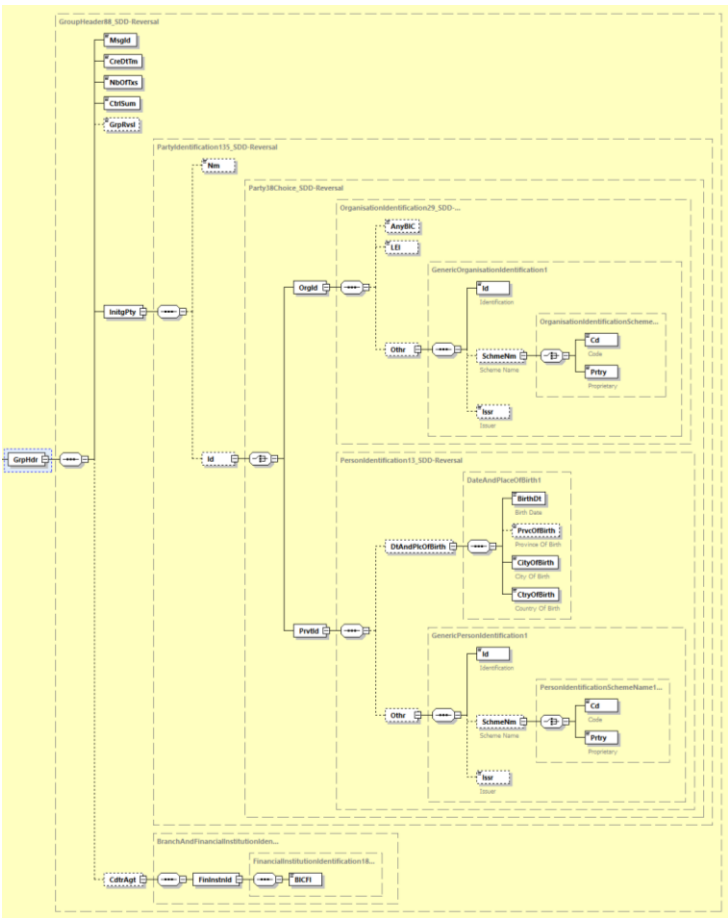


Diagram 141: Overview pain.007.001.09, GrpHdr

DefinitionSet of characteristics shared by all individual transactions included in the (Reversal) message.

DFÜ Agreement

Appendix 3: Specification of Data Formats

Rules

	Name	XML-Tag	Occurrences	Definition	Type	EPC-/DK-rule
2	MessageIdentification	<MsgId>	[1..1]	Point to point reference, as assigned by the instructing party, and sent to the next party in the chain to unambiguously identify the message.	Max35Text	Is to be provided precisely with an institute specific character chain.
2	CreationDateTim e	<CreDtTm>	[1..1]	Date and time at which the message was created.	ISODateTime	
2	NumberOfTransa ctions	<NbOfTx>	[1..1]	Number of individual transactions contained in the message.	Max15Numeric Text	
2	ControlSum	<CtrlSum>	[1..1]	Total of all individual amount included in the message.	DecimalNumber	
2	GroupReversal	<GrpRvsl>	[0..1]	Indicates whether the reversal applies to the whole group of transactions or to individual transactions within the original group.	TrueFalseIndica tor	It is recommended not to use this element or just set this to false
2	InitiatingParty	<InitgPty>	[1..1]	Party that initiates the reversal message.	PartyIdentificati on135_SDD- Reversal	
3	Name	<Nm>	[0..1]	Name by which a party is known and which is usually used to identify that party.	Max140Text_S DD-Reversal	"Name" is limited to 70 characters in length.

DFÜ Agreement

Appendix 3: Specification of Data Formats

	Name	XML-Tag	Occurrences	Definition	Type	EPC-/DK-rule
3	Identification	<Id>	[0..1]	Unique and unambiguous identification of a party.	Party38Choice_SDD-Reversal	<p>The DK recommends not to allocate this element group.</p> <p>In case of the usage the following data is permitted after EPC in this choice:</p> <p>In <OrgId> either <AnyBIC> <LEI> or once the <Othr>-group</p> <p>or</p> <p>In <PrvtId> either <DtAndPlcOfBirth> or once the <Othr>-group</p> <p>For details of the single elements of group <Id> see chapter 2.2.2.10.2</p>
2	CreditorAgent	<CdtrAgt>	[0..1]	Payment service provider servicing an account for the creditor	BranchAndFinancialInstitutionIdentification64_SDD-Reversal	<p>If this element group is allocated, the BIC of the payee's ZDL is to be given in the <BICFI>-element.</p>

11.2.3 Original Group Information <OrgnlGrpInf>, [1..1]

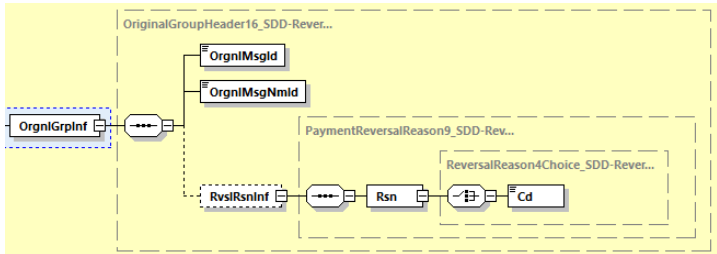


Diagram 142: Overview pain.007.001.09, OrgnlGrpInf

Definition

Information concerning the whole original message.

Rules

	Name	XML-Tag	Occur- rences	Definition	Type	EPC-/DK-rule
2	OriginalMessageId identification	<OrgnlMsgId>	[1..1]	Message-Id of the original message	Max35Text	
2	OriginalMessage NameIdidentification	<OrgnlMsgNmId>	[1..1]	Message name of the original message	Max35Text	constant pain.008.001.08
2	ReversalReason Information	<RvslRsnInf>	[0..1]	Set of elements used to provide detailed information on the reversal reason.	PaymentReversalReason9_SDD-Reversal	This group must be allocated at exactly one level: either here, at payment information level or at transaction level.
3	Reason	<Rsn>	[0..1]	Specifies the reason for the reversal.	ReversalReason4Choice_SDD-Reversal	

DFÜ Agreement

Appendix 3: Specification of Data Formats

	Name	XML-Tag	Occurrences	Definition	Type	EPC-/DK-rule
4	Code	<Cd>	[1..1]	In a coded form.	ExternalReversalReason1Code	<p>The following codes of the external ISO 20022-code-list are permitted: AM05 (Duplicate Entry) and MS02 (Reason not specified)</p> <p>This field can only be assigned if all individual transactions of the pain.007-message have the same reversal cause (the respective element in Original Payment Information And Reversal of the individual transaction(s) is then not permitted to be assigned)</p>

11.2.4 Original Payment Information And Reversal <OrgnPmtInfAndRvsl>, [0..n]

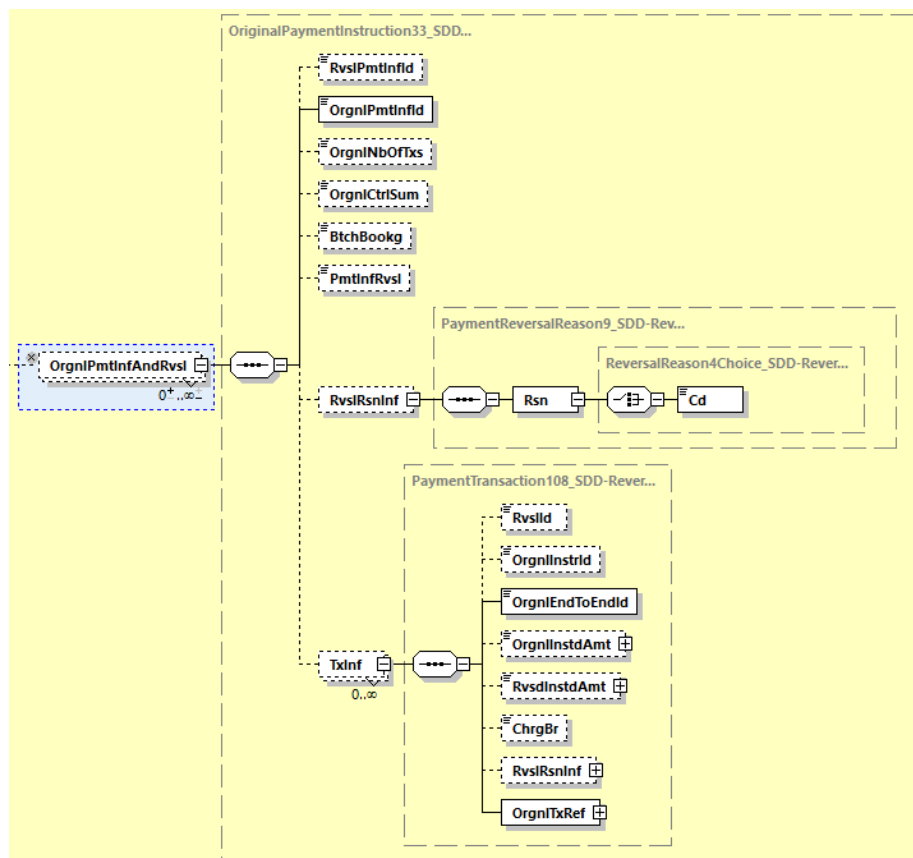


Diagram 143: Overview pain.007.001.09, OrgnPmtInfAndRvsl

Definition

Information concerning the payment information block and the respective original individual transactions to which the reversal message refers.

DFÜ Agreement

Appendix 3: Specification of Data Formats

Rules

	Name	XML-Tag	Occurrences	Definition	Type	EPC-/DK-rule
2	ReversalPaymentInformationIdentification	<RvslPmtInfId>	[0..1]	Unique identification, as assigned by an instructing party for an instructed party, to unambiguously identify the reversed payment information group.	Max35Text	
2	OriginalPaymentInformationIdentification	<OrgnlPmtInfId>	[1..1]	Unique identification as assigned by the original sending party to unambiguously identify the original payment information group.	Max35Text	To be transferred exactly from the respective element <PmtInfId> of the original message (pain.008)
2	OriginalNumberOfTransactions	<OrgnlNbOfTxs>	[0..1]	Number of individual transactions contained in the original payment information group.	Max15NumericText	If allocated it is to be allocated with the value of the element <NbOfTxs> from the original message (pain.008)
2	OriginalControlSum	<OrgnlCtrlSum>	[0..1]	Total of all individual amounts included in the original payment information group irrespective of currencies.	DecimalNumber	If allocated, it is to be allocated with the value of the element <CtrlSum> from the original message (pain.008)
2	BatchBooking	<BtchBookg>	[0..1]	Identifies whether a single entry per individual transaction or a batch entry for the sum of the amount of all transactions within the group of a message is requested.	BatchBookingIndicator	Only when there is a respective agreement with the client for single entries, every Reversal will be displayed individually on the account information of the original direct debit submitter in case of allocating 'false'. In all other cases it is always a batched entry (Default/ pre-agreed: true).

DFÜ Agreement

Appendix 3: Specification of Data Formats

	Name	XML-Tag	Occurrences	Definition	Type	EPC-/DK-rule
2	PaymentInformationReversal	<PmtInfRvsl>	[0..1]	Indicates whether the Reversal is related to the whole Payment Information Block or to individual transactions within the block.	TrueFalseIndicator	It is recommended not to use this element or only to set this to <i>false</i>
2	ReversalReasonInformation	<RvslRsnInf>	[0..n]	Set of elements used to provide detailed information on the reversal reason.	PaymentReversalReason9_SDD-Reversal	This group must be allocated on exactly one level: Either here, on message or at transaction level
3	Reason	<Rsn>	[1..1]	Specifies the reason for the reversal	ReversalReason4Choice_SDD-Reversal	
4	Code	<Cd>	[1..1]	In a coded form	ExternalReversalReason1Code	Only the codes AM05 (Duplicate Entry) and MS02 (Reason not specified) of the external ISO 20022-code-list are permitted. This field can only be assigned if all individual transactions of this payment information block have the same reason for the Reversal (the respective elements in the Original Group Information and for the individual transaction(s) are not permitted to be assigned)
2	TransactionInformation	<TxInf>	[0..n]	Set of elements used to provide information on the original transactions to which the reversal message refers.	PaymentTransaction108_SDD-Reversal	

DFÜ Agreement

Appendix 3: Specification of Data Formats

	Name	XML-Tag	Occurrences	Definition	Type	EPC-/DK-rule
3	ReversalIdentification	<RvslId>	[0..1]	Unique identification, as assigned by an instructing party for an instructed party, to unambiguously identify the reversed transaction.	Max35Text	
3	OriginalInstructionIdentification	<OrgnlInstrId>	[0..1]	Unique identification, as assigned by the original instructing party for the original instructed party, to unambiguously identify the original.	Max35Text	Indication is mandatory if it is allocated in the original transaction (exact borrow)
3	OriginalEndToEndIdentification	<OrgnlEndToEndId>	[0..1]	Unique identification, as assigned by the original initiating party, to unambiguously identify the original transaction.	Max35Text	Exact borrow of the original transaction is mandatory. The EndToEndId is a mandatory field in there. If it was assigned with NOTPROVIDED, it has to be assigned with NOTPROVIDED here, too. To improve later Identification the DK highly recommends to already give unambiguous IDs with the submission of pain.008.
3	OriginalInstructedAmount	<OrgnlInstdAmt>	[0..1]	Amount of money, as provided in the original transaction, to be moved between the debtor and the creditor, before deduction of charges, expressed in the currency, as ordered by the original initiating party.	ActiveOrHistoricCurrencyAndAmount_SDD-Reversal	Exact borrow of the original transaction is mandatory.
3	ReversedInstructedAmount	<RvslInstdAmt>	[0..1]	Amount of money to be moved between the debtor and the creditor, before deduction of charges, in the reversed transaction.	ActiveOrHistoricCurrencyAndAmount_SDD-Reversal	Has to correspond exactly to the assigned original amount (previous element)

DFÜ Agreement

Appendix 3: Specification of Data Formats

	Name	XML-Tag	Occurrences	Definition	Type	EPC-/DK-rule
3	ChargeBearer	<ChrgBr>	[0..1]	Specifies if the creditor and/or debtor will bear the charges associated with the processing of the payment transaction.	ChargeBearerType1Code	Only allocation of SLEV is valid.
3	ReversalReasonInformation	<RvslRsnInf>	[0..n]	Set of elements used to provide detailed information on the reversal reason.	PaymentReversalReason9_SDD-Reversal	
4	Reason	<Rsn>	[0..1]	Specifies the reason for the reversal.	ReversalReason4Choice_SDD-Reversal	
5	Code	<Cd>	[1..1]	In a coded form.	ExternalReversalReason1Code	Reason for the Reversal for this individual transaction. Only the following Codes of the external ISO 20022-code-list are permitted: AM05 (Duplicate Entry) and MS02 (Reason not specified) This field can only be allocated if the respective elements are not assigned in Original Group Information and in Original Payment Information and Reversal Block ⁵⁵ .
3	OriginalTransactionReference	<OrgnlTxRef>	[1..1]	See 11.2.5	OriginalTransactionReference28_SDD-Reversal	

⁵⁵ Should this field and at the same time also a higher level be assigned, then the payment service provider is allowed to reject the file completely or he alternatively is allowed to use the code that accompanies the individual transaction especially for this transaction.

11.2.5 Original Transaction Reference <OrgnlTxRef>, [1..1]

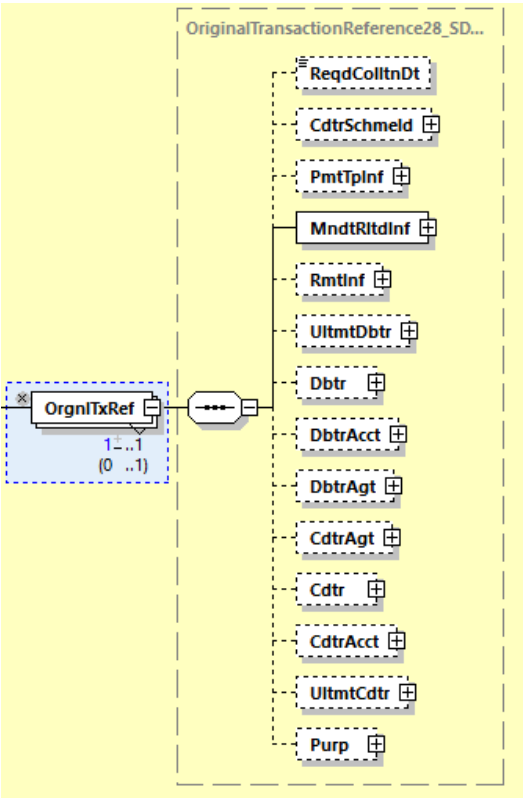


Diagram 144: Overview pain.007.001.09, OrgnlTxRef

DFÜ Agreement

Appendix 3: Specification of Data Formats

Definition

Key information about the original single transaction.

Mandatory elements in this group are to be assigned the same value as the elements in the original transaction. Those that weren't there aren't allowed here either.

Note: Unstructured information is possible for the postal addresses in this element group, as these can still occur up to 11/2025

	Name	XML-Tag	Occurrences	Definition	Type	EPC-/DK-rule
3	RequestedCollectionDate	<ReqdColltnDt>	[0..1]	Date and time at which the creditor requests that the amount of money is to be collected from the debtor.	ISODate	Exact borrow of <ReqdColltnDt> from the respective original transaction (the due date set by the customer, not the one possibly set by the ZDL) the DK/EPC-occurrence is [1..1]
3	CreditorSchemeIdentification	<CdtrSchmeId>	[0..1]	Credit party that signs the mandate.	PartyIdentification135_SDD-Reversal_2	Exact carry over (Creditor identifier from the original transaction, available there at collector or transaction level) For details of the structure see chapter 2.2.2.5
3	PaymentTypeInfo	<PmtTpInf>	[0..1]	Set of elements used to further specify the type of transaction.	PaymentTypeInfo27_SDD-Reversal	Exact borrow from the original transaction available there at collector or transaction level. Additionally only CORE or B2B are valid for the Local Instrument for the whole reversal. For details of the structure see chapter 2.2.2.5

DFÜ Agreement

Appendix 3: Specification of Data Formats

	Name	XML-Tag	Occurrences	Definition	Type	EPC-/DK-rule
3	MandateRelatedInformation	<MndtRltdInf>	[0..1]	Set of elements used to provide further details of the mandate signed between the creditor and the debtor.	MandateRelatedInformation14_SDD-Reversal	Exact borrow from the original transaction. For details of the structure see chapter 2.2.2.7
3	RemittanceInformation	<RmtInf>	[0..1]	Information supplied to enable the matching of an entry with the items that they transfer is intended to settle such as commercial invoices in an account's receivable system.	RemittanceInformation16_SDD-Reversal	It is recommended to only allocate this group of fields when it is indispensable for the identification. When it is allocated an exact borrow from every single field is mandatory. For details see structure in chapter 2.2.2.9
3	UltimateDebtor	<UltmtDbtr>	[0..1]	Ultimate party that owes an amount of money to the (ultimate) creditor.	Party40Choice_SDD-Reversal	
4	Party	<Pty>	[1..1]	Party	PartyIdentification135_SDD-Reversal_4	Since the pain.007 has an intermediate level (choice branch) <Pty>, the relevant structure from the pain.008 begins (for details, see Chapter 2.2.2.6 there. If this is assigned, then an exact transfer is out required for all individual fields.
3	Debtor	<Dbtr>	[0..1]	Party that owes an amount of money to the (ultimate) creditor.	Party40Choice_SDD-Reversal_2	

DFÜ Agreement

Appendix 3: Specification of Data Formats

	Name	XML-Tag	Occurrences	Definition	Type	EPC-/DK-rule
4	Party	<Pty>	[1..1]	Party	PartyIdentification135_SDD-Reversal_4	Since the pain.007 has an intermediate level (choice) <Pty>, the relevant structure from the pain.008 begins (for details, see chapter 2.2.2.6 there. If this is assigned, then an exact transfer is required for all individual fields.
3	DebtorAccount	<DbtrAcct>	[0..1]	Unambiguous identification of the account of the debtor to which a debit entry will be made as a result of the transaction.	CashAccount38_SDD-Reversal_2	Exact borrow <Id><IBAN> from the original transaction. For details see structure chapter 2.2.2.6
3	DebtorAgent	<DbtrAgt>	[0..1]	Financial institution servicing an account for the debtor.	BranchAndFinancialInstitutionIdentification6	If <BICFI> was present in the original transaction, then this must also be transferred here exactly. For details see structure in chapter 2.2.2.6
3	CreditorAgent	<CdtrAgt>	[0..1]	Financial institution servicing an account for the creditor.	BranchAndFinancialInstitutionIdentification6	When this is allocated an exact borrow from every single field is mandatory. For details see structure in chapter 2.2.2.5
3	Creditor	<Cdtr>	[0..1]	Party to which an amount of money is due.	Party40Choice_SDD-Reversal_3	

DFÜ Agreement

Appendix 3: Specification of Data Formats

	Name	XML-Tag	Occurrences	Definition	Type	EPC-/DK-rule
4	Party	<Pty>	[1..1]	Party	PartyIdentification135_SDD-Reversal_6	Since the pain.007 has an intermediate level (choice branch) <Pty>, the relevant structure from the pain.008 begins (for details, see Chapter 2.2.2.5 there. If this is assigned, then an exact transfer is required for all individual fields.
3	CreditorAccount	<CdtrAcct>	[0..1]	Unambiguous identification of the account of the creditor to which a credit entry will be posted as a result of the payment transaction.	CashAccount38_SDD-Reversal_3	Exact borrow <Id><IBAN> from the original transaction. For details see structure in chapter 2.2.2.5
3	UltimateCreditor	<UltmtCdtr>	[0..1]	Ultimate party to which an amount of money is due.	Party40Choice_SDD-Reversal	
4	Party	<Pty>	[1..1]	Party	PartyIdentification135_SDD-Reversal_4	Since pain.007 has an intermediate level (choice branch) <Pty>, the relevant structure from pain.008 (for details see Chapter 2.2.2.5) only begins there. If this is documented, then an exact transfer from all individual fields is required (available in pain.008 at batch or transaction level)

DFÜ Agreement

Appendix 3: Specification of Data Formats

	Name	XML-Tag	Occur- rences	Definition	Type	EPC-/DK-rule
3	Purpose	<Purp>	[0..1]	Purpose of payment	Purpose2Choice	Exact transfer <Cd> from the original transaction. For details see structure under chapter 2.2.2.6.

DFÜ Agreement

Appendix 3: Specification of Data Formats

11.3 Customer Payment Cancellation Request – camt.055.001.05

This message is used for electronic payment cancellation requests (cancellation of SEPA-credit transfers⁵⁶ and SEPA- direct debits) by customers, addressed to the payment service provider.

In the case of a usage of EBICS as the means for transfer this order is submitted with the BTF-Parameters SCT/DE//camt.055/ bzw. SDD/DE//camt.055/ (resp. upload order type C55).

Payment cancellations can be requested for

1. A single payment information block within one pain.008- resp. pain.001-message (identified by <OrgnlMsgId> and <OrgnlPmtInflId>).
For a cancellation request of several payment information blocks a separate camt.055-message has to be initiated for each payment information block.
2. One or several individual transactions of one payment information block of one pain.008- resp. pain.001-message (identified by <OrgnlMsgId>, <OrgnlPmtInflId> and <OrgnlEndToEndId>).

11.3.1 Structure of the message

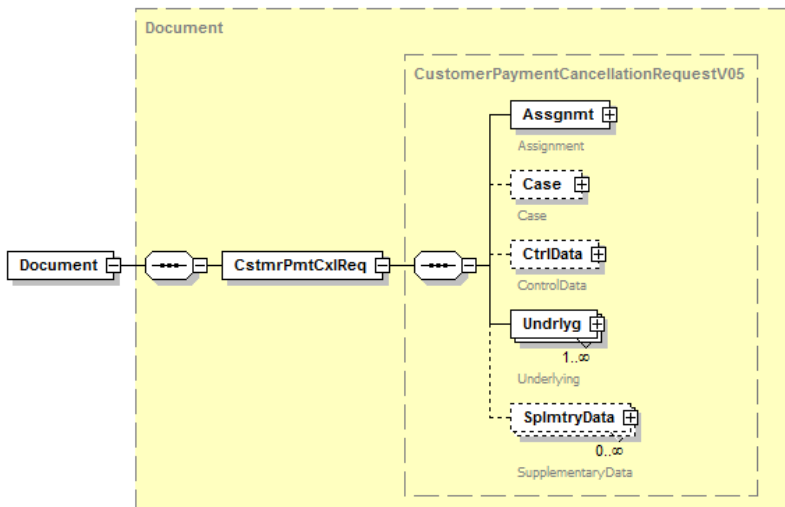


Diagram 145: overview camt.055.001.05

⁵⁶ In cases of credit transfers that were already performed this is a request for a retransfer. Whether this request is necessary depends on the creditors and their ZDL.

DFÜ Agreement

Appendix 3: Specification of Data Formats

Definition

ISO 20022 XML-message: Customer Payment Cancellation Request Schema.
Root element of the message camt.055.001.05.

XML-Tag

<Document>

Occurrences

[1..1]

Rules

	Name	XML-Tag	Occurrences	Definition	Type	DK-rule
0	<i>MessageRoot</i>	<CstmrPmt CxlReq>	[1..1]	Payment Cancellation Request	CustomerPaymentCancellationRequestV05	
1	Assignment	<Assgnmt>	[1..1]	Identifies the assignment of an investigation case from an assigner to an assignee.	See 11.3.2	
1	Case	<Case>	[0..1]	Identifies account owner data of the investigation case.	Case3	Not to be allocated.
1	ControlData	<CtrlData>	[0..1]	Provides details on the number of transactions and the control sum of the message.	ControlData1	Not to be allocated.
1	Underlying	<Undrlyg>	[1..n]	Identifies the payment instruction to be cancelled.	See 11.3.3	Only one occurrence is valid, that means the DK-occurrence is [1..1]
1	SupplementaryData	<SplmtryData>	[0..n]	Additional information that cannot be captured in the structured elements and/or any other specific block.	SupplementaryData1	Not to be allocated.

11.3.2 Assignment <Assgnmt>, [1..1]

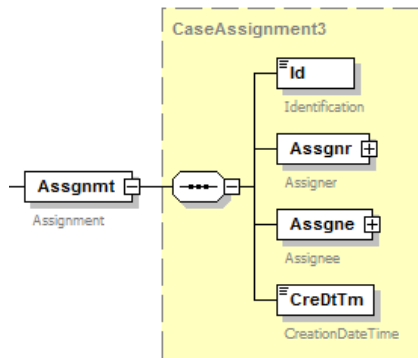


Diagram 146: camt.055.001.05, Assgnmt

Definition

Identifies the assignment of an investigation case from an assigner to an assignee.

XML-Tag

<Assgnmt>

Occurrences

[1..1]

Rules

	Name	XML-Tag	Occurrences	Definition	Type	DK-rule
2	Identification	<Id>	[1..1]	Uniquely identifies the case assignment.		Is to be allocated with an unambiguous, institute-specific chain of symbols
2	Assigner	<Assgnr>	[1..1]	Party who assigns the case.	See 11.3.2.1	
2	Assignee	<Assgne>	[1..1]	Party to which the case is assigned.	See 11.3.2.2	
2	CreationDateTime	<CreDtTm>	[1..1]	Date and time at which the assignment was created.	ISODateTime	Date/time of the payment cancellation request message

11.3.2.1 Assigner <Assgnr>, [1..1]

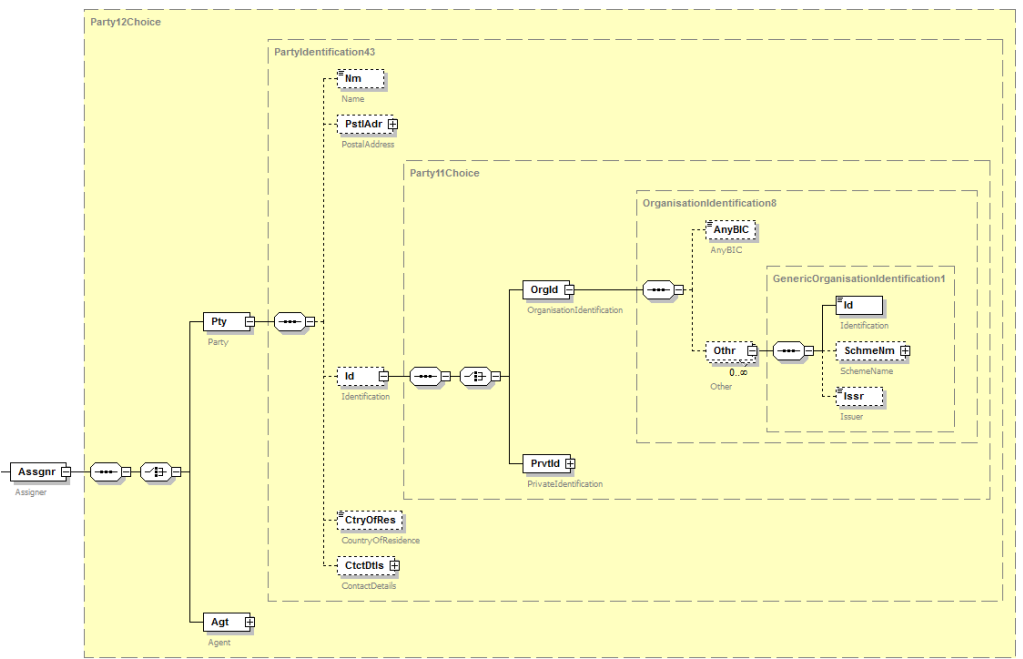


Diagram 147: camt.055.001.05, Assgnr

Definition

Party who assigns the case.

XML-Tag

<Assgnr>

Occurrences

[1..1]

Rules

	Name	XML-Tag	Occurrences	Definition	Type	DK-rule
3	Party	<Pty>	[1..1]	Identification of the principal party	PartyIdentification43	
4	Name	<Nm>	[0..1]	Name by which the principal party is known and which is usually used to identify that party.	Max140Text	Is to be allocated.

DFÜ Agreement

Appendix 3: Specification of Data Formats

	Name	XML-Tag	Occur- rences	Definition	Type	DK-rule
4	Identification	<Id>	[0..1]	Unique and unambiguous identification of the principal party.	Party1Choice	Allocation is optional. In case of an allocation only the field <Orgld> <Othr><Id> is allowed to be allocated. Additionally, the Othr-group is to occur once maximally (e.g. with a customer-Id)

11.3.2.2 Assignee <Assgne>, [1..1]

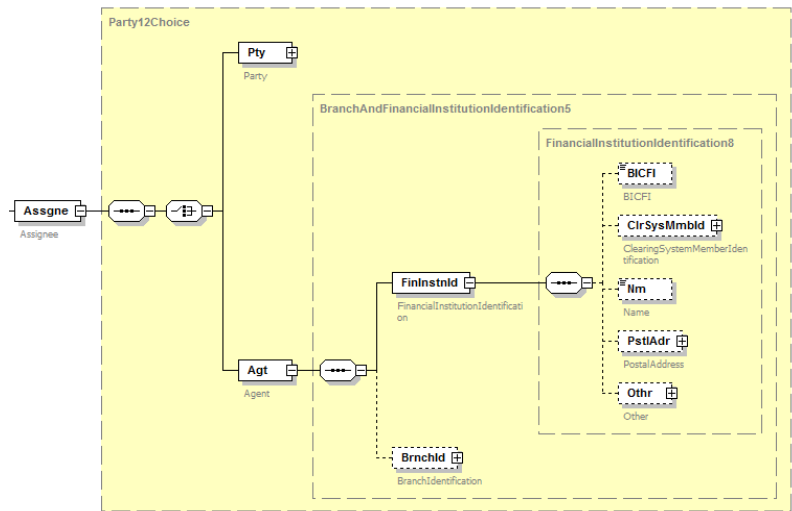


Diagram 148: camt.055.001.05, Assgne

Definition

Party to which the case is assigned.

XML-Tag

<Assgne>

Occurrences

[1..1]

DFÜ Agreement

Appendix 3: Specification of Data Formats

Rules

	Name	XML-Tag	Occurrences	Definition	Type	DK-rule
3	Agent	<Agt>	[1..1]	Identification of a payment service provider.	PartyIdentification43	For the <BICFI>-element in this element-group defined the BIC of the commissioned payment service provider is to be given. Spare fields remain empty.

11.3.3 Underlying <Undrlyg>, [1..n]

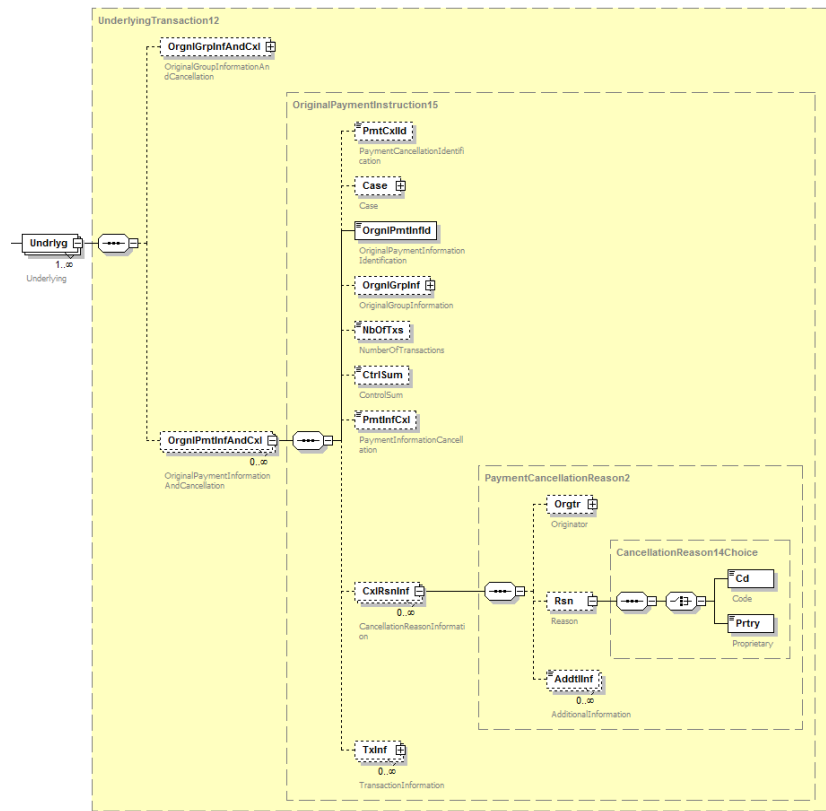


Diagram 149: camt.055.001.05, Undrlyg

DFÜ Agreement

Appendix 3: Specification of Data Formats

Definition

Identifies the payment instruction to be cancelled.

XML-Tag

<Undrlyg>

Occurrences

[1..n] - Please note: In the DK only one occurrence is valid.

Rules

	Name	XML-Tag	Occurrences	Definition	Type	DK-rule
2	OriginalGroup InformationAnd Cancellation	<OrgnlGrplnfAndCxl>	[0..1]	Provides information on the original message to which the cancellation refers.	OriginalGroupHeader4	Not to be allocated.
2	OriginalPayment Information And Cancellation	<OrgnlPmtlnfAndCxl>	[0..n]	Provides information on the original (group of) transactions to which the cancellation request refers.	OriginalPaymentInstruction15	This is the cancellation data on PaymentInformation-Block-level. This element group is to be allocated exactly once per cancellation message, that means the DK-occurrence is [1..1]
3	Case	<Case>	[0..1]	Identifies the case.	See chapter 11.3.3.1	This declaration is mandatory, that means the DK-occurrence is [1..1]
3	OriginalPayment Information Identifier	<OrgnlPmtlnfid>	[1..1]	Unique and unambiguous identifier of the original payment information block as assigned by the original sending party.	Max35Text	Exact borrow from the original message for comparison
3	OriginalGroup Information	<OrgnlGrplnf>	[0..1]	Information concerning the original group of transactions to which the message refers.	OriginalGroupInformation3	Mandatory group, that means the DK-occurrence is [1..1]
4	OriginalMessage Identification	<OrgnlMsgld>	[1..1]	Message-Id of the original message to which the cancellation is related to	Max35Text	Exact transfer from the original message for comparison

DFÜ Agreement

Appendix 3: Specification of Data Formats

	Name	XML-Tag	Occurrences	Definition	Type	DK-rule
4	OriginalMessageNameIdentification	<OrgnlMsgNmId>	[1..1]	Message-name of the original message to which the cancellation is related to.	Max35Text	pain.001, pain.008 or completely specified with variety and ISO-version also valid. Though the ISO-version number is not used for the comparison.
3	NumberOfTransactions	<NbOfTx>	[0..1]	Number of individual transactions contained in the cancellation payment information group.	Max15NumericText	Number of all transactions of the original Payment Information Blocks. A declaration is mandatory, if this declaration has also been made in the original message.
3	ControlSum	<CtrlSum>	[0..1]	Total of all individual amounts included in the cancellation payment information group, irrespective of currencies.	DecimalNumber	Sum of all moduli of the original Payment Information Blocks. A declaration is mandatory, if this declaration has also been made in the original message.
3	PaymentInformationCancellation	<PmtInfCxl>	[0..1]	Indicates whether or not the cancellation applies to a whole group of transactions or to individual transactions within the original group.	GroupCancellationIndicator	This declaration is mandatory, that means the DK-occurrence is [1..1] If the declaration is true , the whole block is cancelled. If the declaration is false only individual transactions are cancelled. In the case of false declarations in transaction details (<TxInf>) are mandatory.

DFÜ Agreement

Appendix 3: Specification of Data Formats

	Name	XML-Tag	Occurrences	Definition	Type	DK-rule
3	CancellationReasonInformation	<CxlRsnInf>	[0..n]	Detailed information on the cancellation reason.	PaymentCancellationReason2	Reasons for the payment cancellation are only allowed on this level if <PmtInfCxl> has been set as <code>true</code> . This element group may only be used once at the most i.e. the DK-occurrence is [0..1]
4	Reason	<Rsn>	[0..1]	Specifies the reason for the cancellation.	CancellationReason14Choice	In case of allocation only codes of the code list are valid (that means allocation of the choice-path <Cd>)
5	Code	<Cd>	[1..1]	Reason for the cancellation request in a coded form.	CancellationReason5Code	Only certain codes are valid (for details see 11.3.4)
3	TransactionInformation	<TxInf>	[0..n]	Information concerning the original transactions to which the cancellation request message refers.	See chapter 11.3.3.2	In case of <PmtInfCxl> = <code>false</code> this element group is mandatory

11.3.3.1 Case <Case>, [0..1]

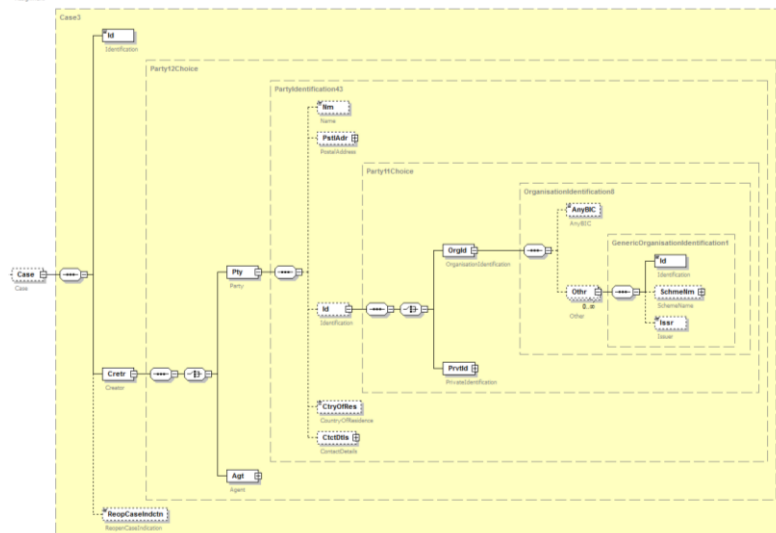


Diagram 150: camt.055.001.05, Case

Definition

Identifies the investigation case.

XML-Tag

<Case>

Occurrences

[0..1]

Rules

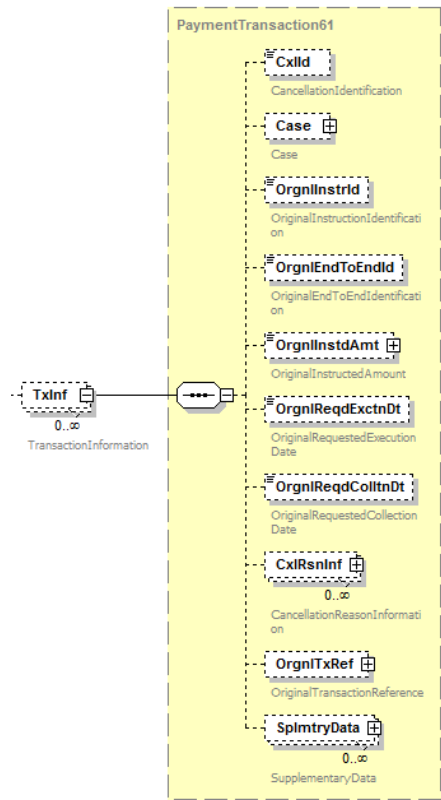
	Name	XML-Tag	Occurrences	Definition	Type	DK-rule
4	Identification	<Id>	[1..1]	Uniquely identifies the account owner data of the reversal case.	Max35Text	Is to be allocated mandatorily
4	Creator	<Cretr>	[1..1]	Party that created the investigation case.	Party12Choice	
5	Party	<Pty>	[1..1]	Identification of a person or an organisation.		
6	Name	<Nm>	[0..1]	Name by which a party is known and which is usually used to identify that party.		Name of the order giving party/ the account owner

DFÜ Agreement

Appendix 3: Specification of Data Formats

	Name	XML-Tag	Occurrences	Definition	Type	DK-rule
6	Identification	<Id>	[0..1]	Unique and unambiguous identification of the account	Party11Choice	
7	OrganisationIdentification	<OrgId>	[1..1]	Unique and unambiguous way to identify an organisation.	OrganisationIdentification8	
8	AnyBIC	<AnyBIC>	[0..1]	Business identifier code (BIC) according to ISO 9362	AnyBICIdentifier	Allocation valid
8	Other	<Othr>	[0..n]	Unique identification of an organization as assigned by an institution, using an identification scheme.	GenericOrganisationIdentification1	This element group has to occur exactly once, that means the DK-occurrence is [1..1]
9	Identification	<Id>	[0..1]	Identification assigned by an institution.	Max35Text	Has to be allocated with the IBAN of the account owner (order giving party of the transaction as exact borrow from the original message) for comparison, that means the DK-occurrence is [1..1]

11.3.3.2 TransactionInformation <TxInf>, [0..n]



Definition

Information concerning the original transactions to which the cancellation request message refers.

XML-Tag

<TxInf>

Occurrences

[0..1]

DFÜ Agreement

Appendix 3: Specification of Data Formats

Rules

	Name	XML-Tag	Occurrences	Definition	Type	DK-rule
4	OriginalInstructionIdentification	<OrgnlInstrId>	[0..1]	Unique instruction ID identification as assigned in the original transaction.	Max35Text	Declaration is mandatory, if the original transaction is uallocated (exact transfer)
4	OriginalEndToEndIdentification	<OrgnlEndToEndId>	[0..1]	Unique identification as assigned by the original initiating party to unambiguously identify the original transaction.	Max35Text	Exact transfer from the original transaction is mandatory. There the EndToEndId was a mandatory field. If this field has been allocated with NOTPROVIDED, here NOTPROVIDED has to be allocated, too. For later identification the DK highly recommends to already use unambiguous IDs when submitting pain.001 / 008.
4	OriginalInstructedAmount	<OrgnlInstdAmt>	[0..1]	Amount of money as provided in the original transaction to be moved between the debtor and the creditor, before deduction of charges expressed in the currency as ordered by the original initiating party.	ActiveOrHistoricCurrencyAndAmountSEPA	Exact borrow from the original transaction is mandatory.
4	OriginalRequestedExecutionDate	<OrglReqdExctnDt>	[0..1]	Date at which the initiating party originally requested the clearing agent to process the payment.	ISODate	Only valid in case of a SCT-reversal, then there has to be an exact transfer of <ReqdExctnDt> from the respective original transaction

DFÜ Agreement

Appendix 3: Specification of Data Formats

	Name	XML-Tag	Occurrences	Definition	Type	DK-rule
4	OriginalRequeste dCollectionDate	<OrglReqdC olltnDt>	[0..1]	Date at which the creditor originally requested the collection of the amount of money from the debtor.	ISODate	Only valid in case of a SDD-reversal, then there has to be an exact transfer of <ReqdColltnDt> from the respective original transaction (the date set by the customer, not the one possibly set by the ZDL)
4	CancellationReas onInformation	<CxlRsnIn>	[0..n]	Provides detailed information on the cancellation reason.	PaymentCancel lationReason2	This element group may only be used once at the most i.e. the DK-occurrence is [0..1]
5	Reason	<Rsn>	[0..1]	Specifies the reason for the cancellation.	CancellationRe ason14Choice	
6	Code	<Cd>	[1..1]	Reason for the cancellation request in a coded form.	CancellationRe ason5Code	Only certain codes are valid (for details see 11.3.4.)
6	Proprietary	<Prtry>	[1..1]	Proprietary code	Max35Text	Only certain codes are valid (for details see 11.3.4.)
4	OriginalTransacti onReference	<OrgnlTxRe f>	[0..1]	Key elements used to identify the original transaction that is being referred to.	See 11.3.3.3	

11.3.3.3 OriginalTransactionReference <OrgnlTxRef>, [0..n]

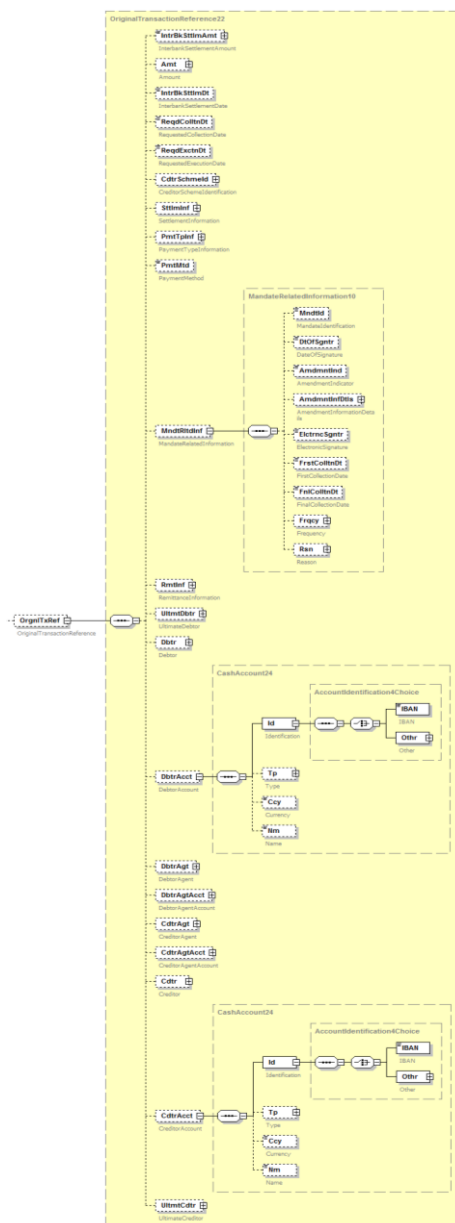


Diagram 152: camt.055.001.05, OrgnlTxRef

DFÜ Agreement

Appendix 3: Specification of Data Formats

Definition

Key elements used to identify the original transaction that is being referred to.

XML-Tag

< OrgnlTxRef>

Occurrences

[0..1]

Rules

	Name	XML-Tag	Occurrences	Definition	Type	DK-rule
5	MandateRelatedInformation	<MndtRltdInf>	[0..1]	Provides further details of the mandate signed between the creditor and the debtor.	MandateRelatedInformation10	
6	MandateIdentification	<MndtId>	[0..1]	Unique identification as assigned by the creditor to unambiguously identify the mandate.	Max35Text	Declaration of the mandate reference used in the original transaction is mandatory for SDD-payment cancellation requests.
5	RemittanceInformation	<RmtInf>	[0..1]	Information supplied to enable the matching of an entry with the items that the transfer is intended to settle such as commercial invoices in an accounts' receivable system.	RemittanceInformation11	It is recommended to only allocate this field group, if it is indispensable for the identification. If it is allocated, an exact borrow from all single fields is necessary. For details see structure in chapter 2.2.1.7 (SCT) resp. 2.2.2.9 (SDD).
5	Debtor	<Dbtr>	[0..1]	Party that owes an amount of money to the (ultimate) creditor.	PartyIdentification43	The element <Nm> is to be allocated mandatorily in this field group in case of a SDD-transaction payment cancellation request (respective value from the original transaction)

DFÜ Agreement

Appendix 3: Specification of Data Formats

	Name	XML-Tag	Occurrences	Definition	Type	DK-rule
5	DebtorAccount	<DbtrAcct>	[0..1]	Unambiguous identification of the account of the debtor to which a debit entry will be made as a result of the transaction.	CashAccount24	Field group is to be allocated mandatorily in case of a SDD-transaction payment cancellation request
6	Identification	<Id>	[1..1]	Identification of the account.	AccountIdentification4Choice	The choice <IBAN> is to be allocated mandatorily in this element group (exact borrow from the original message)
5	Creditor	<Cdtr>	[0..1]	Party to which an amount of money is due.	PartyIdentification43	The element <Nm> is to be allocated mandatorily in this field group in case of a SCT-transaction payment cancellation request (respective value from the original transaction)
5	CreditorAccount	<CdtrAcct>	[0..1]	Unambiguous identification of the account of the creditor to which a credit entry will be posted as a result of the payment transaction.	CashAccount24	Field group is to be allocated mandatorily in case of a SCT-transaction payment cancellation request
6	Identification	<Id>	[1..1]	Identification of the account.	AccountIdentification4Choice	The choice <IBAN> is to be allocated mandatorily in this element group (exact borrow from the original message)

11.3.4 Valid reasons for Cancellation Requests

Only the following codes from the internal code list (Enumeration) „CancellationReason5Code“ or as a proprietary code may be used for payment cancellation requests in the DK (valid for SCT as well as SDD):

DFÜ Agreement

Appendix 3: Specification of Data Formats

Value	ISO Name	Instruction for usage/ forwarding	To be indicated as
AC03	InvalidCreditorAccountNumber	Code for an SCT recall due to an invalid creditor IBAN.	<Prtry>
AM09	WrongAmount	Code for an SCT recall due to a wrong amount.	<Cd>
CUST	RequestedByCustomer	Cancellation requested by customer. When there is no code given in a payment cancellation request CUST is used as a standard	<Prtry>
DUPL	DuplicatePayment	Code for double submissions	<Cd>
TECH	TechnicalProblem	Code for technical problems.	<Cd>

11.4 Resolution Of Investigation – camt.029.001.06

This message enables the payment service provider to give information about the result of a cancellation request, initiated by a camt.055 message. Several camt.029 messages can refer to a single camt.055 message. Various status information and status codes are given in chapter 11.4.3.

In the case of a usage of EBICS the BTF-Parameters REP/DE//camt.029/ZIP (resp. download order type C29) is used.

11.4.1 Structure of the message

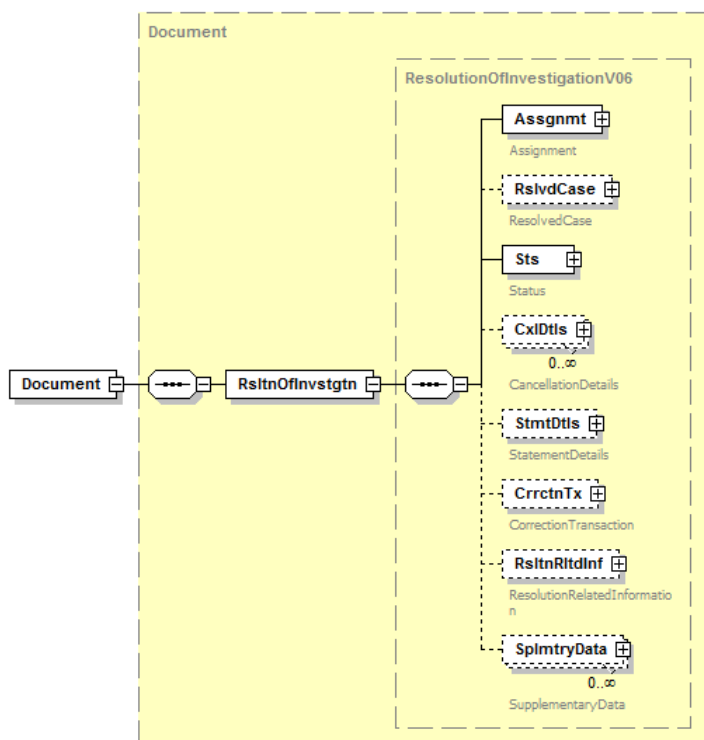


Diagram 153: Overview camt.029.001.06

Definition

ISO 20022 XML-message: Resolution Of Investigation Schema.
Root element of the message camt.029.001.06.

XML-Tag

<Document>

Occurrences

[1..1]

DFÜ Agreement

Appendix 3: Specification of Data Formats

Rules

	Name	XML-Tag	Occurrences	Definition	Type	DK-rule
0	MessageRoot	<RsltnOfInvstgt n>	[1..1]	Information about the result of a cancellation request	ResolutionOfInvstigationV06	
1	Assignment	<Assgnmt>	[1..1]	Identifies the assignment of an investigation case from an assigner to an assignee.	See chapter 11.4.2	
1	ResolvedCase	<RslvdCase>	[0..1]	Identifies account owner data of the resolved case.	Case3, see chapter 11.3.3.1	Not allocated.
1	Status	<Sts>	[1..1]	Indicates the status of the investigation.	See chapter 11.4.3	
1	CancellationDetails	<CxlDtls>	[0..n]	Specifies the details of the underlying transactions being cancelled.	See chapter 11.4.4	
1	StatementDetails	<StmntDtls>	[0..1]	Details on the underlying statement entry.		Not to be used.
1	CorrectionTransaction	<CrrctnTx>	[0..1]	References a transaction initiated to fix the case under investigation.		Not to be used.
1	ResolutionRelatedInformation	<RsltnRltdInf>	[0..1]	Reference of a return or a reversal initiated to fix the case under investigation a spart of the resolution.		Not to be used.
1	SupplementaryData	<SplmtryData>	[0..n]	Additional information that cannot be captured in the structured elements and/or any other specific block.	Supplementary Data1	Not to be used.

11.4.2 Assignment <Assgnmt>, [1..1]

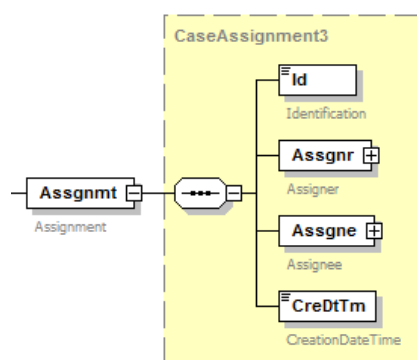


Diagram 154: camt.029.001.06, Assgnmt

DFÜ Agreement

Appendix 3: Specification of Data Formats

Definition

Identifies the assignment of an investigation case from an assigner to an assignee.

XML-Tag

<Assgnmt>

Occurrences

[1..1]

Rules

	Name	XML-Tag	Occurrences	Definition	Type	DK-rule
2	Identification	<Id>	[1..1]	Uniquely identifies the case assignment.	Max35Text	To be allocated with an institute specific character chain.
2	Assigner	<Assgnr>	[1..1]	Party who assigns the case.	See chapter 11.4.2.1	
2	Assignee	<Assgne>	[1..1]	Party to which the case is assigned.	See chapter 11.4.2.2	
2	CreationDateTim e	<CreDtTm>	[1..1]	Date and time at which the assignment was created.	ISODatetime	Date/ time of the result message

11.4.2.1 Assigner <Assgnr>, [1..1]

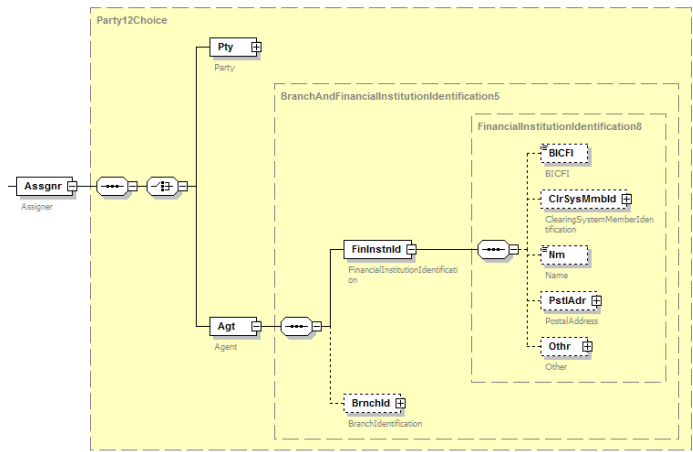


Diagram 155: camt.029.001.06, Assgnr

DFÜ Agreement

Appendix 3: Specification of Data Formats

Definition

Party who assigns the case.

XML-Tag

<Assgnr>

Occurrences

[1..1]

Rules

	Name	XML-Tag	Occur- rences	Definition	Type	DK-rule
3	Agent	<Agt>	[1..1]	Identification of a financial institution.	PartyIdentification43	The BIC of the payment service provider who creates the result message is to be allocated in the <BICFI>-element which is defined in this element group. The remaining fields remain empty.

11.4.2.2 Assignee <Assgne>, [1..1]

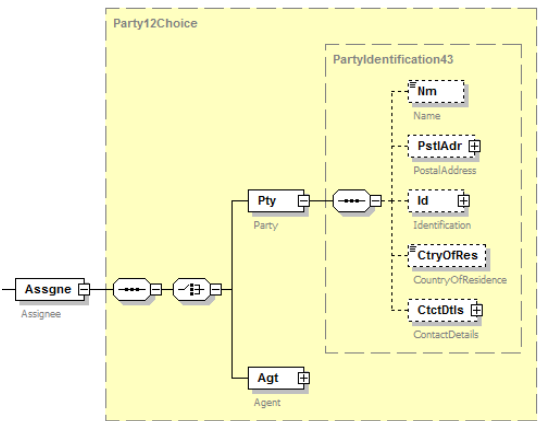


Diagram 156: camt.029.001.06, Assgne

DFÜ Agreement

Appendix 3: Specification of Data Formats

Definition

Party to which the case is assigned.

XML-Tag

<Assgne>

Occurrences

[1..1]

Rules

	Name	XML-Tag	Occur- rences	Definition	Type	DK-rule
3	Party	<Pty>	[1..1]	Identification of reveiving party.	PartyIdentificati on43	
4	Name	<Nm>	[0..1]	Name of message receiver.	Max140Text	Is to be allocated with the respective name of the cancellation request.

11.4.3 Status <Sts>, [1..1]

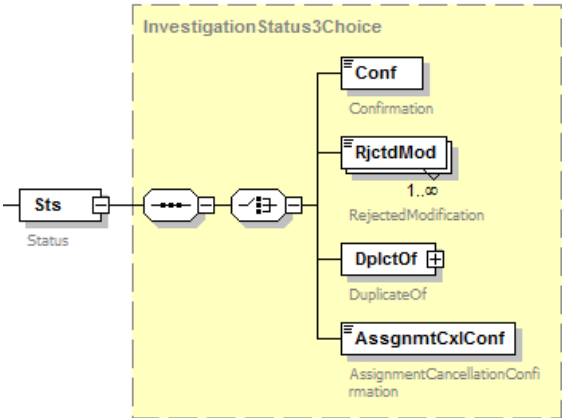


Diagram 157: camt.029.001.06,Sts

DFÜ Agreement

Appendix 3: Specification of Data Formats

Definition

Indicates the status of the investigation.

XML-Tag

<Sts>

Occurrences

[1..1]

Rules

	Name	XML-Tag	Occurrences	Definition	Type	DK-rule
2	Confirmation	<Conf>	[1..1]	Specifies the status of the investigation in a coded form.	InvestigationExecutionConfirmation3Code	Only specific codes are valid (see following list)

From the internal code list (Enumeration)

„InvestigationExecutionConfirmation3Code“ only the following codes are to be used in the DK:

Value	ISO Name	Case of usage
CNCL	CancelledAsPerRequest	Used when a requested cancellation is successful.
RJCR	RejectedCancellationRequest	Used when a requested cancellation has been rejected.
PDCR	PendingCancellationRequest	Can only be used with SCT. Used when a requested cancellation was transmitted to the receiver's ZDL, but the result is pending.
UFWF	UnableToApplyWillFollow	Used when waiting for the original transaction. If the deadline is over the case will be terminated by an additional camt.029 via RJCR.
CWFW	CancellationWillFollow	Cancellation request has already been recognized as technically and successfully viable – conduction/booking will follow

It is at the ZDL's discretion whether he creates camt.029-message and in which intervals he does so. However only the previously mentioned codes are to be used.

11.4.4 Cancellation Details <CxlDtls>, [0..n]

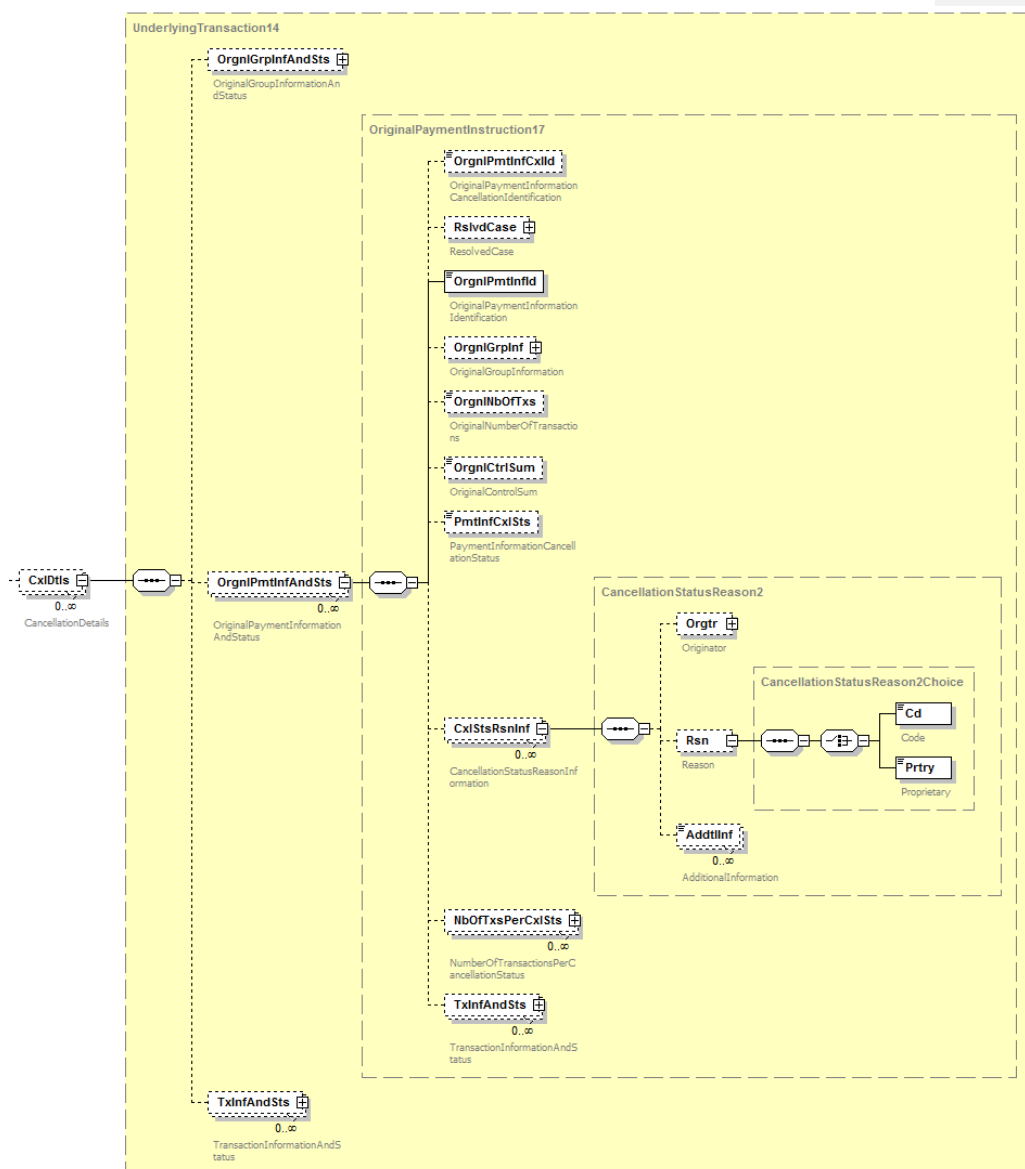


Diagram 158: camt.029.001.06, CxlDtls

DFÜ Agreement

Appendix 3: Specification of Data Formats

Definition

Specifies the details of the underlying transactions being cancelled.

XML-Tag

<CxlDtls>

Occurrences

[0..n]

Rules

	Name	XML-Tag	Occurrences	Definition	Type	DK-rule
2	OriginalGroup Information And Status	<OrgnlGrplnfAndSts>	[0..1]	Provides information on the original cancellation message to which the resolution refers.	OriginalGroupHeader5	Not to be used.
2	OriginalPayment Information And Status	<OrgnlPmtlnfAndSts>	[0..n]	Provides information on the original (group of) transactions to which the cancellation status refers.	OriginalPaymentInstruction17	This element group can only be allocated if the cancellation request refers to the whole payment information block.
3	OriginalPayment Information Identification	<OrgnlPmtlnfid>	[1..1]	Unique identification as assigned by the original sending party to unambiguously identify the original payment information group.	Max35Text	Pmtlnfid given in the cancellation request. Please note: Because conducted camt.029 are always individual transactions this field always remains empty for this specific case.
3	Cancellation Status Reason Information	<CxlStsRsnlnf>	[0..n]	Provides detailed information on the cancellation status reason.	CancellationStatusReason	This field group can be allocated once maximally, that means the DK-occurrence is [0..1]
4	Reason	<Rsn>	[0..1]	Specifies the reason for the status report.	CancellationStatusReason2Choice	
5	Code	<Cd>	[1..1]	Reason for the cancellation status in a coded form.	PaymentCancellationRejection2Code	Only certain codes are valid (see list below)
5	Proprietary	<Prtry>	[1..1]	Reason for the status in a proprietary form.	Max35Text	Only certain values are valid (see list below)

DFÜ Agreement

Appendix 3: Specification of Data Formats

	Name	XML-Tag	Occurrences	Definition	Type	DK-rule
4	AdditionalInformation	<AddtlInf>	[0..n]	Additional status information regarding the cancellation request	Max105Text	Forwarded camt.029 can contain names / address data of the actual recipient in case of SCT cancellation requests with cancellation reason AC03. In this case it is recommended to forward these to the debtor.
2	TransactionInformationAndStatus	<TxInfAndSts>	[0..n]	Provides information on the original transactions to which the cancellation request message refers.	See chapter 11.4.4.1	This element group can only be allocated if the cancellation request refers to an individual transaction. For each individual transaction there has to be one repetition.

From the internal code list (Enumeration) „PaymentCancellationRejection2Code“ only the following codes (in <Cd>) are to be used for the status of cancellation requested payment information blocks in the DK:

Value	ISO Name	Case of usage
ARDT	AlreadyReturned	Payment information block has already been cancelled.
NOOR	NoOriginalTransactionReceived	No respective payment information block has been found.

In case of an allocation of the path <Prtry> only the following value is valid:

Value	Case of usage / meaning
MULT	Search criteria were not sufficient enough to unambiguously identify a payment information block for that.

11.4.4.1 Transaction Information and Status <TxInfAndSts>, [0..n]

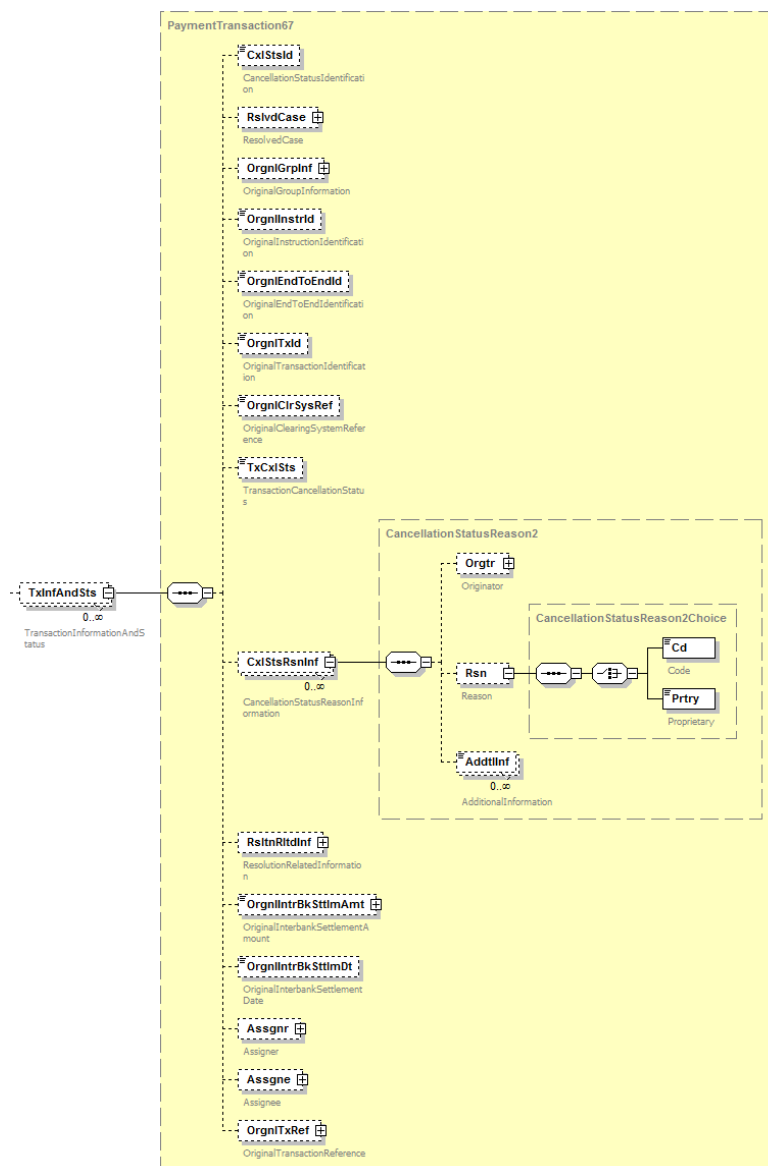


Diagram 159: camt.029.001.06, TxInfAndSts

DFÜ Agreement

Appendix 3: Specification of Data Formats

Definition

Provides information on the original transactions to which the cancellation request message refers.

XML-Tag

<TxInfAndSts>

Occurrences

[0..n]

Rules

	Name	XML-Tag	Occurrences	Definition	Type	DK-rule
3	OriginalInstructionIdentification	<OrgnlInstrId>	[0..1]	Unique identification as assigned by the original instructing party for the original instructed party to unambiguously identify the original instruction.	Max35Text	Allocation is mandatory, if the cancellation request message is given or taken from the interbank-camt.029 (exact borrow)
3	OriginalEndToEndIdentification	<OrgnlEndToEndId>	[0..1]	Unique identification as assigned by the original initiating party to unambiguously identify the original transaction.	Max35Text	Allocation is mandatory, if given in the cancellation request message or taken from the interbank-camt.029 (exact borrow)
3	OriginalTransactionIdentification	<OrgnlTxId>	[0..1]	Unique transaction identification.	Max35Text	Allocation is mandatory, if taken from the interbank-camt.029 (exact borrow)
3	CancellationStatusReasonInformation	<CxlStsRsnInf>	[0..n]	Provides detailed information on the cancellation status reason.	CancellationStatusReason	This group is to be allocated once maximally. An allocation is only valid and at by this mandatory, if the element <RsltnOfInvstgtn><Sts><Conf> is allocated with RJCR.
4	Reason	<Rsn>	[0..1]	Specifies the reason for the status report.	CancellationStatusReason2Choice	

DFÜ Agreement

Appendix 3: Specification of Data Formats

	Name	XML-Tag	Occurrences	Definition	Type	DK-rule
5	Code	<Cd>	[1..1]	Reason for the cancellation status in a coded form.	PaymentCancellationRejection2Code	Only specific codes are valid (see list below this table)
5	Proprietary	<Prtry>	[1..1]	Reason for the status in a proprietary form.	Max35Text	Only specific values are valid (see list below this table)
3	OriginalTransactionReference	<OrgnlTxRef>	[0..1]	Key elements used to identify the original transaction that is being referred to.	See 11.4.4.2	

Only the following codes (in <Cd>) from the internal code list (Enumeration) „PaymentCancellationRejection2Code“ are to be used in the DK for the status of for cancellation requested individual transactions:

Value	ISO Name	Case of usage
CUST	CustomerDecision	Reported when the cancellation cannot be accepted because of a customer decision (Creditor). (Code only possible with SCT)
AC04	ClosedAccountNumber	Account number specifies has been closed on receiver's books.
AGNT	AgentDecision	Reported when the cancellation request wasn't answered by the creditor's payment service provider (Code only possible with SCT)
AM04	InsufficientFunds	Amount of funds available to cover specified message amount is insufficient . (Code only possible with SCT)
ARDT	AlreadyReturned	Cancellation not accepted as the transaction has already been returned.
LEGL	LegalDecision	Reported when the cancellation cannot be accepted because of regulatory reasons
NOAS	NoAnswerFromCustomer	No response from creditor (to the cancellation request). (Code only possible with SCT)
NOOR	NoOriginalTransactionReceived	Original transaction (subject to cancellation) never received.

In case of allocation of <Prtry> only the following value is valid:

Value	Case of usage / Meaning
MULT	Search criteria were not sufficient enough to unambiguously identify a transaction.

11.4.4.2 Original Transaction Reference <OrgnTxRef>, [0..1]

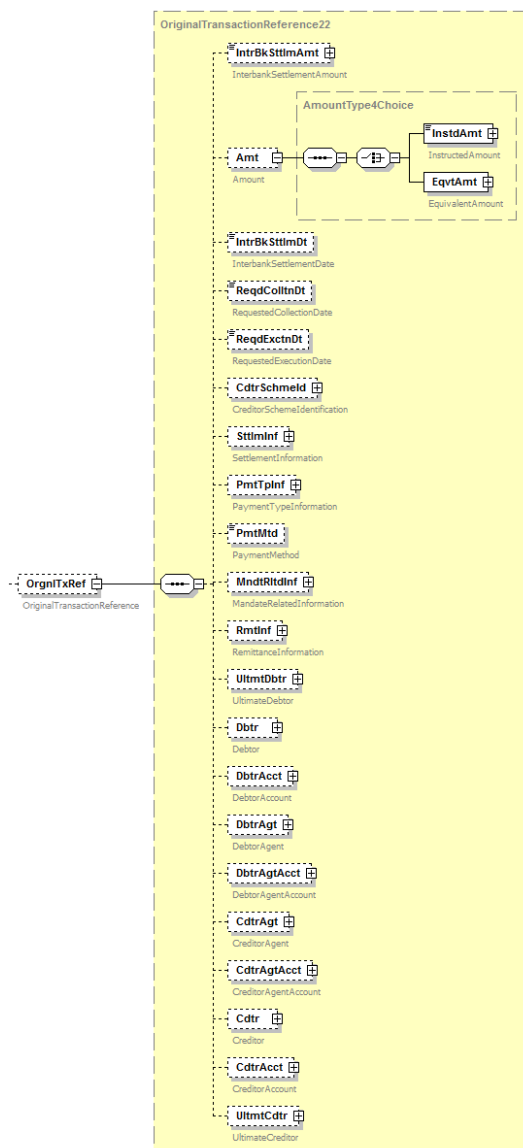


Diagram 160: camt.029.001.06, OrgnTxRef

DFÜ Agreement

Appendix 3: Specification of Data Formats

Definition

Key elements used to identify the original transaction that is being referred to.

XML-Tag

<OrgnlTxRef>

Occurrences

[0..1]

Rules

	Name	XML-Tag	Occurrences	Definition	Type	DK-rule
4	InterbankSettlementAmount	<IntrBkSttlmAmt>	[0..1]	Amount of money moved between the instructing agent and the instructed agent.	ActiveOrHistoricCurrencyAndAmount	Only applicable when camt.029 is led through, then also mandatory (exact borrow)
4	Amount	<Amt>	[0..1]	Amount of money to be moved between the debtor and creditor before deduction of charges, expressed in the currency as ordered by the initiating party.	AmountType4Choice	To be allocated when it is not a led through camt.029; then allocation of choice <InstdAmt>
5	InstructedAmount	<InstdAmt>	[1..1]	Amount of money to be moved between the debtor and creditor before deduction of charges, expressed in the currency as ordered by the initiating party.	ActiveOrHistoricCurrencyAndAmount	Transaction amount of the respective cancellation request (camt.055), to be found in <TxInf> <OrgnlInstdAmt>
4	InterbankSettlementDate	<IntrBkSttlmDt>	[0..1]	Date on which the amount of money ceases to be available to the agent that owes it and when the amount of money becomes available to the agent to which it is due.	ISODate	Only applicable when camt.029 is led through, then also mandatory (exact borrow)
4	RequestedCollectionDate	<ReqdColltnDt>	[0..1]	Date and time at which the creditor requests that the amount of money is to be collected from the debtor.	ISODate	Only valid in case of a SDD-cancellation request, then giving the date of the respective cancellation request (camt.055) is mandatory.

DFÜ Agreement

Appendix 3: Specification of Data Formats

	Name	XML-Tag	Occurrences	Definition	Type	DK-rule
4	RequestedExecutionDate	<ReqdExctnDt>	[0..1]	Date at which the initiating party requests the clearing agent to process payment.	ISODate	Only valid in case of a SCT-cancellation request, then giving the date of the respective cancellation request (camt.055) or the led-through camt.029 is mandatory.
4	RemittanceInformation	<RmtInf>	[0..1]	Information supplied to enable the matching of an entry with the items that the transfer is intended to settle such as commercial invoices in an accounts' receivable system.	RemittanceInformation11	When used in cancellation request (camt.055) or led-through camt.029 an exact borrow is mandatory.
4	Debtor	<Dbtr>	[0..1]	Party that owes an amount of money to the (ultimate) creditor.	PartyIdentification43	In case of a SDD-cancellation request the element <Nm> of camt.055 is to be allocated mandatorily.
4	DebtorAccount	<DbtrAcct>	[0..1]	Unambiguous identification of the account of the debtor to which a debit entry will be made as a result of the transaction.	CashAccount24	To be allocated in case of SDD-cancellation request.
5	Identification	<Id>	[1..1]	Unique and unambiguous identification for the account between the account owner and the account servicer.	AccountIdentification4Choice	Choice <IBAN> of camt.055 is to be allocated.
4	DebtorAgent	<DbtrAgt>	[0..1]	Financial institution servicing an account for the debtor.	BranchAndFinancialInstitutionIdentification5	Only in case on a SDD-cancellation request the element <FinInstnId><BICFI> is to be allocated with the BIC of the payment service provider of the debtor.

DFÜ Agreement

Appendix 3: Specification of Data Formats

	Name	XML-Tag	Occurrences	Definition	Type	DK-rule
4	CreditorAgent	<CdtrAgt>	[0..1]	Financial institution servicing an account for the creditor.	BranchAndFinancialInstitutionIdentification5	Only in case of led-through camt.029 and only in case of a SCT-cancellation request the element <FinInstnId><BICFI> is to be allocated with the BIC of the payment service provider of the creditor.
4	Creditor	<Cdtr>	[0..1]	Party to which an amount of money is owed.	PartyIdentification43	In case of a SCT-cancellation request the element <Nm> of camt.055 or the led-through camt.029 is to be allocated mandatorily.
4	CreditorAccount	<CdtrAcct>	[0..1]	Unambiguous identification of the account of the creditor to which a credit entry will be posted as a result of the payment transaction.	CashAccount24	To be allocated in case of SCT-cancellation request.
5	Identification	<Id>	[1..1]	Unique and unambiguous identification for the account between the account owner and the account servicer.	AccountIdentification4Choice	Choice <IBAN> of camt.055 or of the led-through camt.029 is to be allocated.

12 Bank Services Billing Statement

Introduction

The German Banking Industry Committee (Die Deutsche Kreditwirtschaft, DK) agreed on a set of rules for the usage of the Bank Services Billing (BSB) Statement camt.086. This is to be understood as an **optional offer** of the payment service providers (ZDLs, German term Zahlungsdienstleister). German ZDLs offering this billing statement, however, commit themselves to comply with the set of rules described here.

The format camt.086 is not specified as an electronic invoice in this set of rules; it cannot be used for tax purposes or for a submission to fiscal authorities. Nevertheless elements which could be relevant for an electronic invoice were considered in the sense that they cannot be assigned otherwise. In particular elements/element groups were „greyed out“ („is not used“) which could be needed for a future electronic invoice or other future demands in the camt.086-format.

For now, camt.086 as a possible balance confirmation is not in the focus of this specification.

Referenced documents

This specification is built on the following documents.

When it is referred to them the here listed version is valid

(also via http://www.iso20022.org/message_archive.page):

- Bank Services Billing – Maintenance 2015-2016, Message Definition Report of February 1st 2016
- Cash Management Bank Services Billing (camt.086.001.01) Message Usage Guide (MUG) of September 24th 2012
- Schema data (used original ISO 20022 version also to be found via <https://www.ebics.de/de/datenformate/ergaenzende-dokumente>): camt.086.001.02

BTF-Parameters / Order types to collect Bank Services Billing Statements

For the collection of camt.086 messages according to the DK- rule via BTF-Parameters REP/DE/camt.086/ZIP (EBICS the order type C86) is defined. The provision takes place in a ZIP-container (for details see chapter 9.2).

Basic structure of the camt.086-message

The basic structure of the camt.086 message is as follows (basic elements):

DFÜ Agreement

Appendix 3: Specification of Data Formats

- A technically named root element immediately after the XML-root element „document“ which describes the bank-technical accounting event of the message.
- A „Report Header“ (this element group exists exactly once and contains the report-ID and the pagination) and 1-n „Billing Statement Groups“ are situated one level below.
- For each technical sender and technical receiver one Billing Statement Group is generated in which all individual statements to these two are stored.
- The 1-n individual statements per billing statement group each contain information about fees/taxes per bank account, report period and status (original/substitute) in a very detailed form.

The set of rules of the German Banking Industry Committee (DK) is based on the original message camt.086 and not on a TVS (Technical Validation Subset). Rules that are set by the DK beyond that (e.g. mandatory use of optional elements or the allocation of certain codes) are explicitly stated in the last column of the table.

It is to be noted that elements respectively element groups for which no DK-usage rule/usage recommendation exists are highlighted in grey. Structures which are highlighted in grey are therefore not further explained.

12.1 Structural Overview

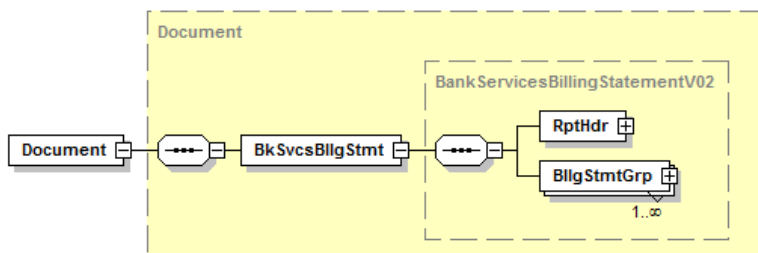


Diagram 161: Overview camt.086.001.02, document

Definition

ISO 20022 XML- message: BankServicesBillingStatement.
Core element of the message camt.086.001.02.

XML-Tag

<Document>

Occurrences

[1..1]

Rules

	Name	XML-Tag	Occur- rences	Definition	Type	DK-rule
0	BankServicesBillingStatement	<BkSvcsBllgStmt>	[1..1]	Billing message for bank services	BankServicesBillingStatementV02	
1	ReportHeader	<RptHdr>	[1..1]	Provides header details of the billing statement report	See 12.2	
1	BillingStatement Group	<BllgStmtGrp>	[1..n]	Group of bank services billing statements with the same sender and receiver characteristics	See 12.3	

12.2 Report Header <RptHdr>, [1..1]

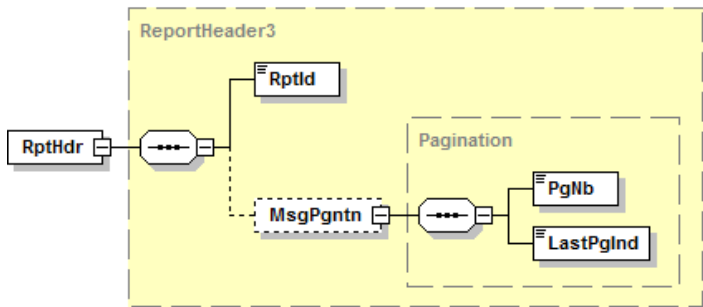


Diagram 162: Overview camt.086.001.02, RptHdr

Example

The contained examples in this specification are excerpts from a technical overall-example which is available via <https://www.ebics.de/de/datenformate/ergaenzende-dokumente> .

```
<RptHdr>
  <RptId>20170930abc031d</RptId>
  <MsgPgntn>
    <PgNb>1</PgNb>
    <LastPgInd>true</LastPgInd>
  </MsgPgntn>
</RptHdr>
```

DFÜ Agreement

Appendix 3: Specification of Data Formats

Definition

Characteristics which are valid for the whole message

Rules

	Name	XML-Tag	Occurrences	Definition	Type	DK-rule
2	ReportIdentification	<RptId>	[1..1]	Point-to-point reference for an unambiguous identification of the billing statement report	Max35Text	
2	MessagePagination	<MsgPgntn>	[0..1]	Provides details on the page number of the message (includes indication, if last page).	Pagination	In case of a split this element group is to be allocated. The group for RptId remains the same for all pages. If this group is not allocated, it will have the same meaning as PgNb=1 and LastPgInd=true
3	PageNumber	<PgNb>	[1..1]	Page number	Max5NumericText	
3	LastPageIndicator	<LastPgInd>	[1..1]	Indicates the last page.	YesNoIndicator	

12.3 Billing Statement Group <BllgStmtGrp>, [1..n]

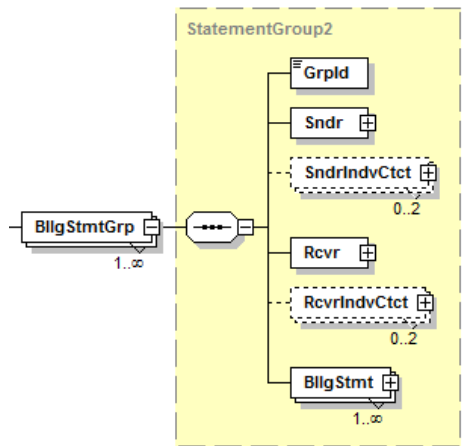


Diagram 163: Overview camt.086.001.02, BllgStmtGrp

Example

```
<BllgStmtGrp>
  <GrpId>20170920abc031d-001</GrpId>
  <Sndr>      </Sndr>
  <Rcvr>      </Rcvr>
  <BllgStmt>  </BllgStmt>
  <BllgStmt>  </BllgStmt>
  <BllgStmt>  </BllgStmt>
  <BllgStmt>  </BllgStmt>
</BllgStmtGrp>
```

Definition

Group of bank services billing statements with the same sender and receiver characteristics.

Rules

	Name	XML-Tag	Occur- rences	Definition	Type	DK-rule
2	GroupIdentification	<GrpId>	[1..1]	Identification for a distinction between several statement groups in one message	Max35Text	Number of the statement group which has to be unambiguous in a camt.086-message. It is recommended to use the Report-ID plus a sequential number

DFÜ Agreement

Appendix 3: Specification of Data Formats

	Name	XML-Tag	Occurrences	Definition	Type	DK-rule
2	Sender	<Sndr>	[1..1]	Unambiguous identification of the ZDL (or the entity at the ZDL) which issued the statements in this statement group.	See 12.4	
2	SenderIndividualContact	<SndrIndvCtct>	[0..2]	Sender's contact details	ContactDetails3	
2	Receiver	<Rcvr>	[1..1]	Unambiguous identification of the receiver who receives the statements in this statement group	See 12.5	
2	ReceiverIndividualContact	<RcvrIndvCtct>	[0..2]	Receiver's contact details	ContactDetails3	
2	BillingStatement	<BllgStmnt>	[1..n]	Provides all service chargeable events that occurred during a reporting cycle	See 12.6	

12.4 Sender <Sndr>, [1..1]

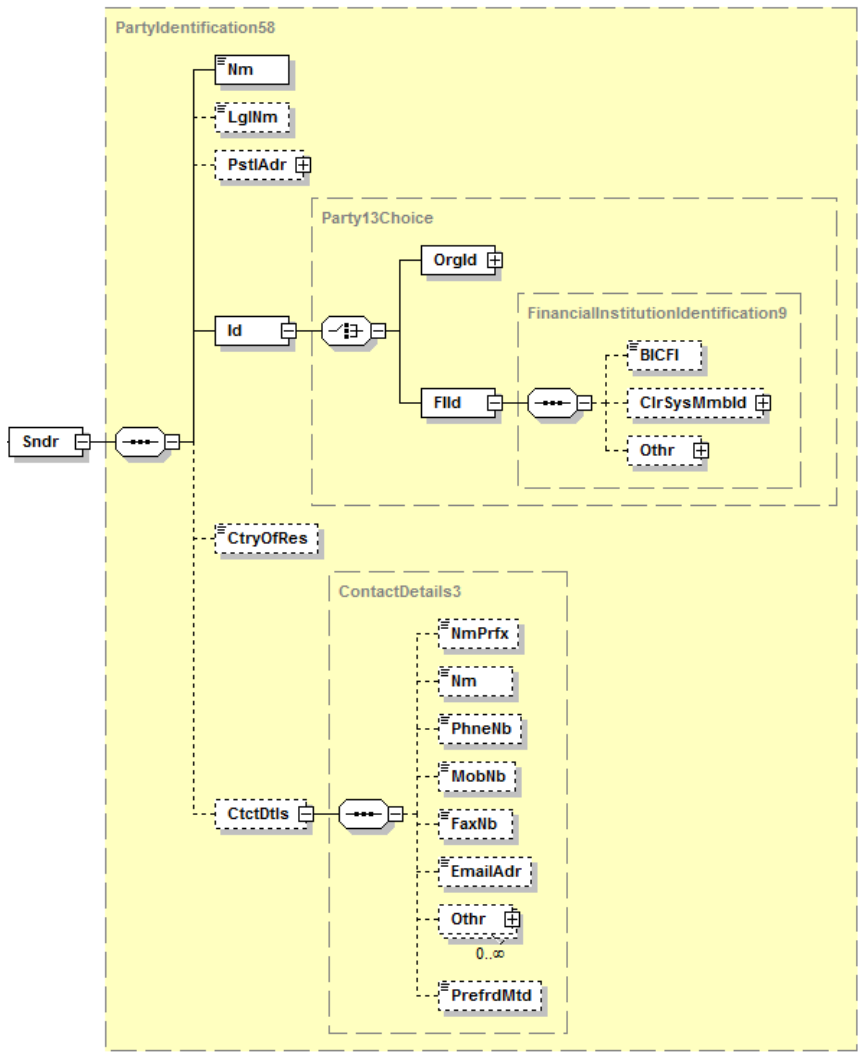


Diagram 164: Overview camt.086.001.02, Sndr

Example

```
<Sndr>
  <Nm>DK-Bank</Nm>
  <Id>
    <FIId>
      <BICFI>BANKDEFFXXX</BICFI>
    </FIId>
```

DFÜ Agreement

Appendix 3: Specification of Data Formats

```
</Id>  
</Sndr>
```

Definition

All information about the sender of the statement group.

Please note: The sender is not necessarily the entity that provides the message for collection at the ZDL.

Rules

	Name	XML-Tag	Occurrences	Definition	Type	DK-rule
3	Name	<Nm>	[1..1]	Name of the sender	Max140Text	
3	LegalName	<LglNm>	[0..1]	Legal name of the sender		
3	PostalAddress	<PstlAdr>	[0..1]	Address of the sender		
3	Identification	<Id>	[1..1]	Coded identification of the sender	Party13Choice	
4	OrganisationIdentification	<OrgId>	[1..1]	Given information, if the sender is not a ZDL		
4	FinancialInstitutionIdentification	<FIId>	[1..1]	Given information, if the sender is a ZDL	FinancialInstitutionIdentification9	This choice is always used.
5	BICFI	<BICFI>	[0..1]	Business Identifier Code (BIC/SWIFT-Code) respectively Business Entity Identifier (BEI)	BICFIIdentifier	Is allocated with the BIC of the ZDL.
5	ClearingSystemMemberIdentification	<ClrSysMmbld>	[0..1]	Clearing system-ID of the sender		
5	Other	<Othr>	[0..1]	Other possible ID of the sender		
3	CountryOfResidence	<CtryOfRes>	[0..1]	Sender's (country of) residence		
3	ContactDetails	<CtctDtls>	[0..1]	Contact details of the sender		

12.5 Receiver <Rcvr> , [1..1]

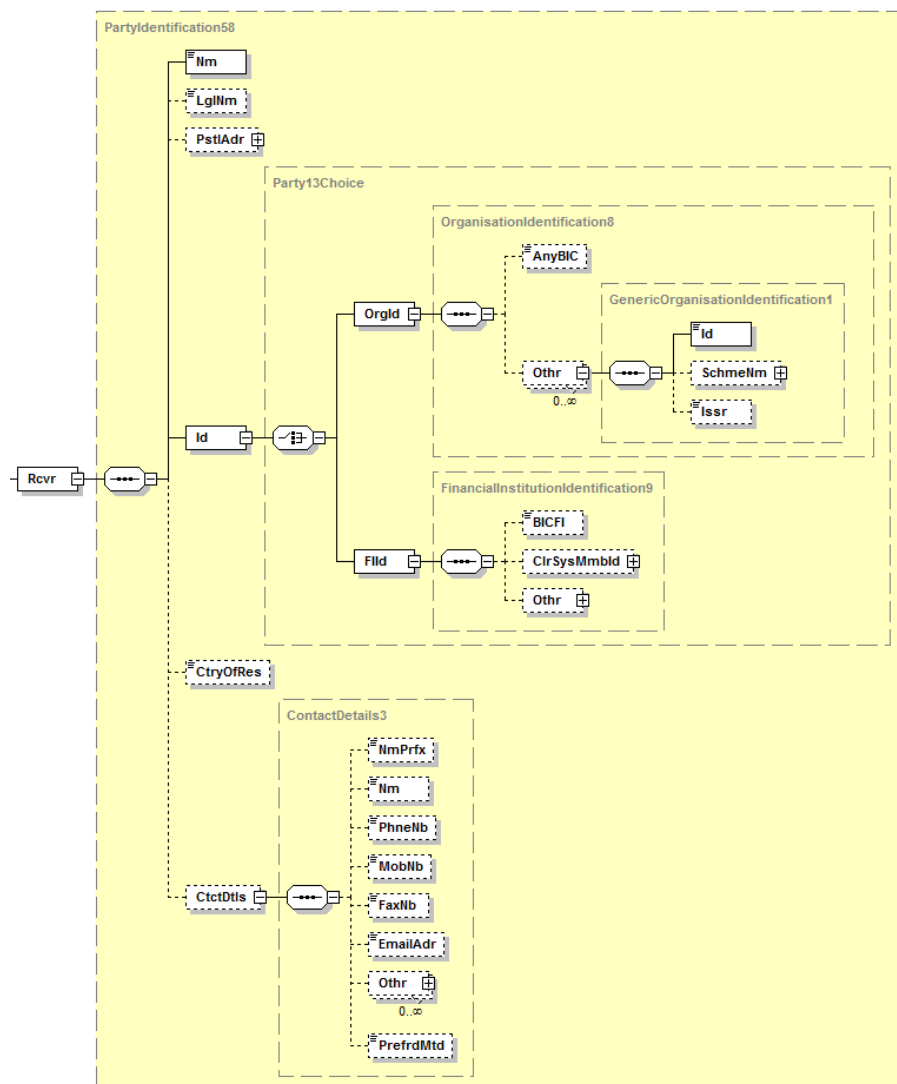


Diagram 165: Overview camt.086.001.02, Rcvr

DFÜ Agreement

Appendix 3: Specification of Data Formats

Example

```
<Rcvr>
  <Nm>Firma Musterland AG</Nm>
  <Id>
    <OrgId>
      <Othr>
        <Id>K0851234</Id>
      </Othr>
    </OrgId>
  </Id>
</Rcvr>
```

Definition

All information about the receiver of the statement group.

Please note: Usually this is a customer or an entity at the customer but it could also be another ZDL.

Rules

	Name	XML-Tag	Occurrences	Definition	Type	DK-rule
3	Name	<Nm>	[1..1]	Name of the receiver	Max140Text	
3	LegalName	<LglNm>	[0..1]	Legal name of the receiver		
3	PostalAddress	<PstlAdr>	[0..1]	Address of the receiver		
3	Identification	<Id>	[1..1]	Coded identification of the receiver	Party13Choice	
4	OrganisationIdentification	<OrgId>	[1..1]	Given information, if the receiver is not a ZDL	OrganisationIdentification8"	This choice will be used, if the receiver is not a ZDL.
5	AnyBIC	<AnyBIC>	[0..1]	BIC of the receiver according to ISO 9362	AnyBICIdentifier	.
5	Other	<Othr>	[0..n]	Other possible identification of the receiver	GenericFinancialIdentification1	This element group is used when the identification of the receiver is not possible via BIC.

DFÜ Agreement

Appendix 3: Specification of Data Formats

	Name	XML-Tag	Occurrences	Definition	Type	DK-rule
6	Identification	<Id>	[0..n]	Other possible ID of the receiver	Max35Text	e.g. EBICS client-ID of the receiver; In case of camt.086 messages which contain several receiving client entities another criterion is suggested because the EBICS client-ID is often the same within a client / group.
6	SchemeName	<SchmeNm>	[0..1]	ID schema		
6	Issuer	<Issr>	[0..1]	Party which issues the ID		
4	FinancialInstitutionIdentification	<Fid>	[1..1]	Given information, if the receiver is a ZDL	FinancialInstitutionIdentification9	This choice will only be used, if the receiver is a ZDL .
5	BICFI	<BICFI>	[0..1]	Business Identifier Code (BIC/SWIFT-Code) respectively Business Entity Identifier (BEI)	BICFIIdentifier	Is allocated with the BIC of the ZDL
5	ClearingSystemMemberIdentification	<ClrSysMmbld>	[0..1]	Clearing system ID of the receiver		
5	Other	<Othr>	[0..1]	Other possible ID		
3	CountryOfResidence	<CtryOfRes>	[0..1]	Residence (country) of the receiver		
3	ContactDetails	<CtctDtls>	[0..1]	Contact details of the receiver		

12.6 Billing Statement <BlgStmnt> , [1..n]

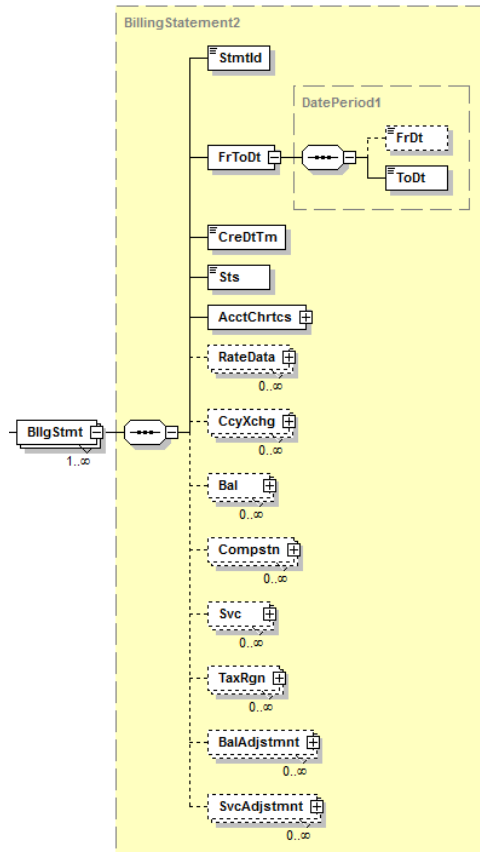


Diagram 166: Overview camt.086.001.02, BlgStmnt

Definition

All details concerning a billing statement. A separate statement has to be issued:

- per account on which the service has been provided
- per billing period, if the camt.086 message contains multiple billing periods concerning the same account
- per billing status, if there is billing information with different statuses within one billing period for the same account
- For charges which are invoiced directly with the volume of transactions (e.g. percentage fees for cross-border transactions)

DFÜ Agreement

Appendix 3: Specification of Data Formats

Example

```
<BllgStmt>
  <StmtId>2017-5664765</StmtId>
  <FrToDt>
    <FrDt>2017-09-01</FrDt>
    <ToDt>2017-09-30</ToDt>
  </FrToDt>
  <CreDtTm>2017-09-30T23:15:04</CreDtTm>
  <Sts>ORGN</Sts>
  <AcctChrtcs> </AcctChrtcs>
  <CcyXchg> </CcyXchg>
  <Bal> </Bal>
  <Compstn> </Compstn>
  <Compstn> </Compstn>
  <Compstn> </Compstn>
  <Svc> </Svc>
  <Svc> </Svc>
  <Svc> </Svc>
  <Svc> </Svc>
  <TaxRgn> </TaxRgn>
</BllgStmt>
```

Rules

	Name	XML-Tag	Occurrences	Definition	Type	DK-rule
3	StatementIdentification	<StmtId>	[1..1]	Identification of the statement	Max35Text	<p>It is recommended to make this ID unique across all messages, e.g. with the billing number.</p> <p>If only one camt is sent per period and account, the IBAN will also be used here.</p> <p>For the status RPLC, this ID serves as a criterion to identify which of the already sent details should be replaced (additional criteria are the FromToDate and CashAccount). Particularly a statement- ID from a preceding message is reused in case of replaces.</p>
3	FromToDate	<FrToDt>	[1..1]	Reporting period	DatePeriod1	

DFÜ Agreement

Appendix 3: Specification of Data Formats

	Name	XML-Tag	Occurrences	Definition	Type	DK-rule
4	FromDate	<FrDt>	[0..1]	Start date of the reporting period	ISODate	Should always be allocated
4	ToDate	<ToDt>	[1..1]	End date of the reporting period	ISODate	
3	CreationDateTIme	<CreDtTm>	[1..1]	Date the statement message was created	ISODateTime	
3	Status	<Sts>	[1..1]	Defines the status of the statement	BillingStatementStatus1Code	<p>The standard allocation is ORGN (original). In case of a replacement delivery RPLC (replace) is to be given. It is recommended to not use the third (possible) code TEST here.</p> <p>ORGN means that the information is completely new! Double processing examinations of the client remain untouched by this.</p> <p>RPLC refers to a complete substitution of a statement which has the same values in Statement-ID, FromToDate and CashAccount.</p>
3	AccountCharacteristics	<AcctChrtcs>	[1..1]	Specifies the characteristic details of the account to which the statement refers to	See 12.7	
3	RateData	<RateData>	[0..n]	Interest data		

DFÜ Agreement

Appendix 3: Specification of Data Formats

	Name	XML-Tag	Occurrences	Definition	Type	DK-rule
3	CurrencyExchange	<CcyXchg>	[0..n]	Specifies details related to currency exchange data	See 12.8	Please note: Quotations in case of currency translations from condition currency to settlement currency are given here. This group can occur several times, depending on used/needed conversions.
3	Balance	<Bal>	[0..n]	Identifies the value of balances held	See 12.9	
3	Compensation	<Compstn>	[0..n]	Identifies the set of values and totals which are used to provide compensation information (concerning taxes)	See 12.11	This group will be mandatory if taxes are reported in the statement. The number of repetitions of this group is described in the subchapter.
3	Service	<Svc>	[0..n]	Specifies the values used for every line item service during the reported period	See 12.12	
3	TaxRegion	<TaxRgn>	[0..n]	Information concerning taxes	See 12.14	This group will be mandatory if taxes are reported in the statement.
3	BalanceAdjustment	<BalAdjstmn t>	[0..n]	Balance correction		
3	ServiceAdjustment	<SvcAdjstmn t>	[0..n]	Service correction		A correction of service billings takes place through replacements or subsequent billings/refunds.

12.7 Account Characteristics <AcctChrtcs>, [1..1]

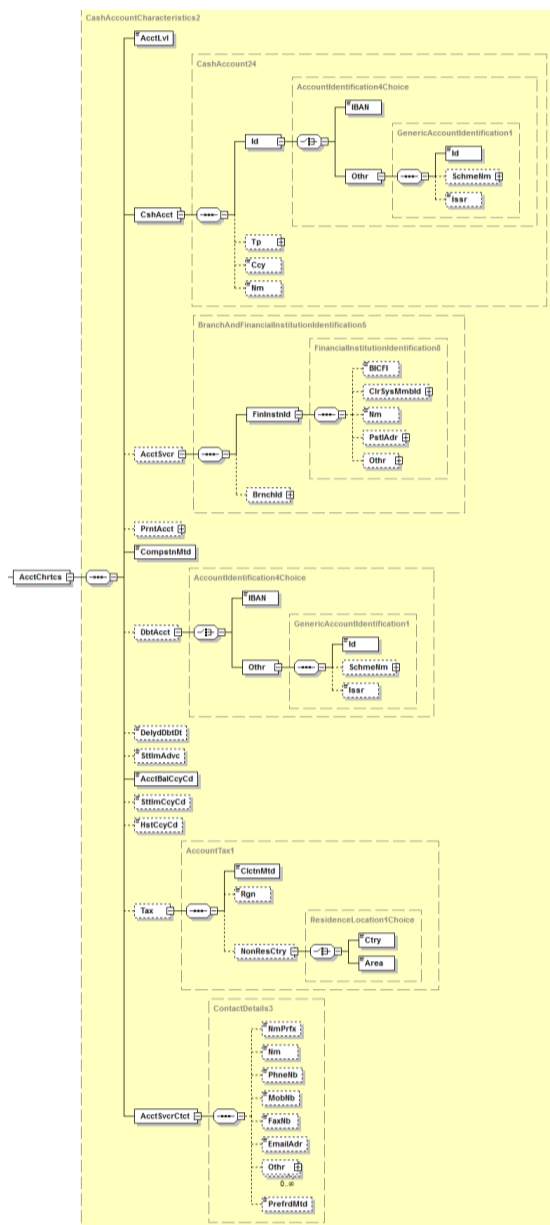


Diagram 167: Overview camt.086.001.02, AcctChrtcs

DFÜ Agreement

Appendix 3: Specification of Data Formats

Example

```
<AcctChrtcs>
  <AcctLvl>DETL</AcctLvl>
  <CshAcct>
    <Id>
      <IBAN>DE99123456780123456789</IBAN>
    </Id>
    <Ccy>EUR</Ccy>
  </CshAcct>
  <AcctSvcr>
    <FinInstnId>
      <BICFI>BANKDEFFXXX</BICFI>
    </FinInstnId>
  </AcctSvcr>
  <CompstnMtd>DBTD</CompstnMtd>
  <AcctBalCcyCd>EUR</AcctBalCcyCd>
  <HstCcyCd>EUR</HstCcyCd>
  <Tax>
    <ClctnMtd>MTDD</ClctnMtd>
  </Tax>
  <AcctSvcrCtct>
    <Nm>DK-Bank, Berlin</Nm>
    <PhneNb>+49-30-2345567474</PhneNb>
  </AcctSvcrCtct>
</AcctChrtcs>
```

Definition

Specifies all the details of the account characteristics to which the service refers to.

DFÜ Agreement

Appendix 3: Specification of Data Formats

Rules

	Name	XML-Tag	Occurrences	Definition	Type	DK-rule
4	AccountLevel	<AcctLvl>	[1..1]	Level of the account within the account hierarchy	AccountLevel2 Code	<p>The standard allocation is DETL (details). In this case the Cash Account is allocated with the IBAN of the service account (if not available, other account-ID will be allocated).</p> <p>The codes SMRY (summary) and INTM (intermediate) can be used to unify details concerning a hierarchy of accounts. In this case Cash Account is allocated with the top level account.</p> <p>Important advice: The codes SMRY and INTM are only valid in addition to the DETL-allocations, they cannot be allocated without the corresponding DETL allocation.</p>
4	CashAccount	<CshAcct>	[1..1]	Account to or from which a cash entry is made	CashAccount24	<p>Services for which billings arise are account-related (CashAccount). A deviating account on which the billings are booked can be allocated in DebitAccount.</p>
5	Identification	<Id>	[1..1]	Identification of the CashAccount	AccountIdentification4Choice	
6	IBAN	<IBAN>	[1..1]	International Bank Account Number (IBAN)	IBAN2007Identifier	To be allocated preferably
6	OtherIdentification	<Othr>	[1..1]	Account identification by a defined code or proprietary	GenericAccountIdentification1	

DFÜ Agreement

Appendix 3: Specification of Data Formats

	Name	XML-Tag	Occurrences	Definition	Type	DK-rule
7	Identification	<Id>	[1..1]	Arbitrary, proprietary identification	Max34Text	Only if there is no IBAN available, an alternative account label can be given here.
7	SchemeName	<SchmeNm>	[0..1]	Unique and unambiguous identification code of the code schema for an account identification	AccountSchemeName1Choice	
7	Issuer	<Issr>	[0..1]	Issuing party of the identification	Max35Text	
5	Type	<Tp>	[0..1]	Account type		
5	Currency	<Ccy>	[0..1]	Currency of the CashAccount	ActiveOrHistoricCurrencyCode	In case of an allocation this element must correspond to what is stated in <AcctBalCcyCd> (mandatory allocation).
5	Name	<Nm>	[0..1]	Account name		
4	AccountServicer	<AcctSvcr>	[0..1]	Account-holding ZDL	BranchAndFinancialInstitutionIdentification5	
5	FinancialInstitutionIdentification	<FinInstnId>	[1..1]	Identification of the account-holding ZDL	FinancialInstitutionIdentification8	
6	BICFI	<BICFI>	[0..1]	Business Identifier Code (BIC/SWIFT-Code) respectively Business Entity Identifier (BEI)	BICFIIdentifier	Is allocated with the BIC of the ZDL
6	ClearingSystemMemberIdentification	<ClrSysMmbld>	[0..1]	Clearing system ID of the ZDL		
6	Name	<Nm>	[0..1]	Name of the ZDL		
6	PostalAddress	<PstlAdr>	[0..1]	Postal address		
6	Other	<Othr>	[0..1]	Other identification details		
5	BranchIdentification	<BrnchId>	[0..1]	Identifies a specific branch of a ZDL		

DFÜ Agreement

Appendix 3: Specification of Data Formats

	Name	XML-Tag	Occurrences	Definition	Type	DK-rule
4	ParentAccount	<PrntAcct>	[0..1]	Parent account in the account hierarchy		
4	CompensationMethod	<CompstnMtd>	[1..1]	Defines if (and how) charges are paid for the CashAccount	CompensationMethod1Code	The standard case (in Germany) is DBTD (debited: This account was debited for any charges or taxes due). The remaining ISO-codes are – depending on the individual payment modality – also valid.
4	DebitAccount	<DbtAcct>	[0..1]	Defines the account debited for charges due on the CashAccount in case of a deviation from the CashAccount	AccountIdentification4Choice	Will only be allocated if the DebitAccount differs from the CashAccount.
5	IBAN	<IBAN>	[1..1]	International Bank Account Number (IBAN) of the DebitAccount	IBAN2007Identifier	To be allocated preferably
5	OtherIdentification	<Othr>	[1..1]	Account identification by a defined code or proprietary	GenericAccountIdentification1	
6	Identification	<Id>	[1..1]	Arbitrary, proprietary identification of the DebitAccount	Max34Text	Only if there is no IBAN available, an alternative account label will be given here.
6	SchemeName	<SchmeNm>	[0..1]	Unique and unambiguous identification code of the code schema for an account identification	AccountSchemeName1Choice	
6	Issuer	<Issr>	[0..1]	Issuing party of the identification	Max35Text	
4	DelayedDebitDate	<DelydDbDt>	[0..1]	Future date on which the account will be automatically debited for charges and taxes due		
4	SettlementAdvice	<SttlmAdv>	[0..1]	Advice for the settlement	Max105Text	Can be allocated with general information (e.g. information about tax approval)
4	AccountBalanceCurrencyCode	<AcctBalCc yCd>	[1..1]	Currency of the CashAccount's balance	ActiveOrHistoricCurrencyCode	Is to be allocated with the currency of the CashAccount.

DFÜ Agreement

Appendix 3: Specification of Data Formats

	Name	XML-Tag	Occurrences	Definition	Type	DK-rule
4	SettlementCurrencyCode	<SttlmCcyCd>	[0..1]	Currency of the DebitAccount	ActiveOrHistoricCurrencyCode	Allocation is mandatory for a deviating DebitAccount (DbtAcct).
4	HostCurrencyCode	<HstCcyCd>	[0..1]	National currency of the account-holding institute (tax host currency)	ActiveOrHistoricCurrencyCode	An allocation is recommended.
4	Tax	<Tax>	[0..1]	Account taxation parameters.	AccountTax1	In case of a taxation of services this element group is to be allocated mandatorily.
5	TaxCalculationMethod	<ClctnMtd>	[1..1]	Method of tax calculation	BillingTaxCalculationMethod1Code	If condition currency and currency of tax calculation are identical with the national currency tax calculation method D (code MTDD) will be recommended, i.e. one calculation per service position with all charges and taxes in the condition currency.
5	Region	<Rgn>	[0..1]	Tax region in which the account-holding institute resides	Max40Text	Should only be allocated, if the account owner is a non-resident from the point of view of the account-holding institute. In this case the tax region of the ZDL is to be allocated, e.g. for Germany the ISO-code "DE" applies. In every other case this element remains empty.
5	NonResidenceCountry	<NonResCtry>	[0..1]	Country of residence of the account owner	ResidenceLocation1Choice	Should only be allocated, if the account owner is a non-resident from the point of view of the account-holding institute.
6	Country	<Ctry>	[0..1]	Country of residence of the account owner	CountryCode	ISO-country code of the account owner
6	Area	<Ctry>	[0..1]	Specifies the region/area in the country of residence of the account owner		

DFÜ Agreement

Appendix 3: Specification of Data Formats

	Name	XML-Tag	Occurrences	Definition	Type	DK-rule
4	AccountServicerContact	<AcctSvrCtct>	[1..1]	Contact details of the account-holding institution	ContactDetails3	Please note: This is a mandatory group, therefore at least one element has to be allocated. The ZDL chooses the elements.
5	NamePrefix	<NmPrfx>	[0..1]	Name prefix/title		
5	Name	<Nm>	[0..1]	Name		
5	PhoneNumber	<PhneNb>	[0..1]	Phone number		
5	MobileNumber	<MobNb>	[0..1]	Mobile number		
5	FaxNumber	<FaxNb>	[0..1]	Fax number		
5	EmailAddress	<EmailAdr>	[0..1]	E-mail address		
5	Other	<Othr>	[0..n]	Other contact details		
5	PreferredMethod	<PrefrdMtd>	[0..1]	Preferred contact method		

12.8 Currency Exchange <CcyXchg>, [0..n]

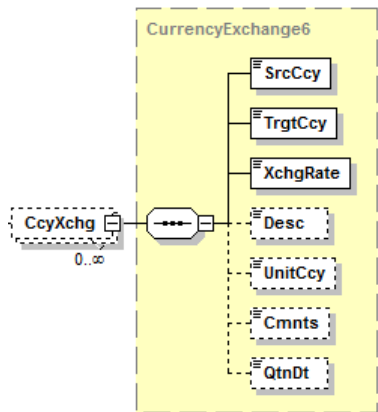


Diagram 168: Overview camt.086.001.02, CcyXchg

Example

```
<CcyXchg>
  <SrcCcy>EUR</SrcCcy>
  <TrgtCcy>USD</TrgtCcy>
  <XchgRate>1,19</XchgRate>
</CcyXchg>
```

Definition

Specifies exchange rate details in cases of currency conversions for charges.

Rules

	Name	XML-Tag	Occur-ences	Definition	Type	DK-rule
4	SourceCurrency	<SrcCcy>	[1..1]	Currency from which an amount is to be converted	ActiveOrHistoricCurrencyCode	Is allocated with the condition currency
4	TargetCurrency	<TrgtCcy>	[1..1]	Currency into which an amount is to be converted	ActiveOrHistoricCurrencyCode	Is allocated with the settlement currency
4	ExchangeRate	<XchgRate>	[1..1]	Exchange rate	BaseOneRate	
4	Description	<Desc>	[0..1]	Unique and unambiguous identification to identify the foreign exchange contract		

DFÜ Agreement

Appendix 3: Specification of Data Formats

	Name	XML-Tag	Occur- rences	Definition	Type	DK-rule
4	UnitCurrency	<UnitCcy>	[0..1]	Currency in which the rate of exchange is expressed in a currency exchange		
4	Comments	<Cnmts>	[0..1]	Further information on the exchange rate		
4	QuotationDate	<QtnDt>	[0..1]	Date and time at which the exchange rate is quoted		

12.9 Balance <Bal>, [0..n]

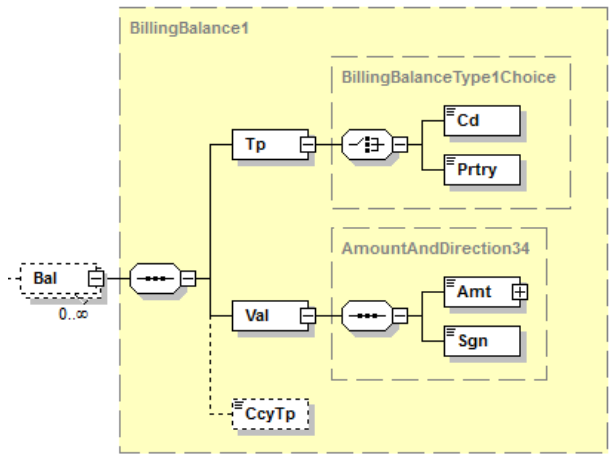


Diagram 169: Overview camt.086.001.02, Bal

Example

```
<Bal>
  <Tp>
    <Cd>LBME</Cd>
  </Tp>
  <Val>
    <Amt Ccy="EUR">23454.32</Amt>
    <Sgn>false</Sgn>
  </Val>
</Bal>
```

Definition

Contains all details concerning balances during the billing period. This element group is not specified for balance confirmations (yet).

Rules

DFÜ Agreement

Appendix 3: Specification of Data Formats

	Name	XML-Tag	Occurrences	Definition	Type	DK-rule
4	Type	<Tp>	[1..1]	Type of balance	BillingBalanceType1Choice	The element <Cd> is always used.
5	Code	<Cd>	[1..1]	Coded form of the type of balance		Standard allocation is LBME (ledger balance at the month end).
5	Proprietary	<Prtry>	[1..1]	Proprietary form of the type of balance		
4	Value	<Val>	[1..1]	Balance amount	See 12.10	
4	CurrencyType	<CcyTp>	[0..1]	Currency type used to report the balance		Currency type used to report the balance: ACCT = Currency of the CashAccount (standard case), PRCG = condition currency or STLM = currency of the DebitAccount

12.10 Depiction of amounts

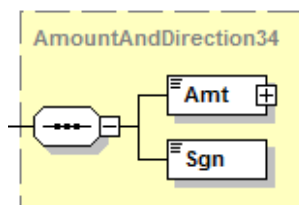


Diagram 170: Elementary structure for depictions of amounts

Definition

General depiction of amounts (charges and tax amounts, balances, compensation amounts) in the billing statement. The data type AmountAndDirection34 is used for several elements. In case of a usage it is referred to this chapter.

DFÜ Agreement

Appendix 3: Specification of Data Formats

Rules

	Name	XML-Tag	Occurrences	Definition	Type	DK-rule
5	Amount	<Amt>	[1..1]	Amount	ActiveOrHistoricCurrencyAndAmount	
5	Sign	<Sgn>	[1..1]	Indicates that the amount value is positive or negative	PlusOrMinusIndicator	<p>Because this refers to a billing message "true" always has the meaning "debit", for taxes and billings. A refund is therefore always expressed by the sign "false".</p> <p>If the amount is a balance, „true“ will be used for a positive balance and „false“ for a negative balance.</p>

12.11 Compensation <Compstn>, [0..n]

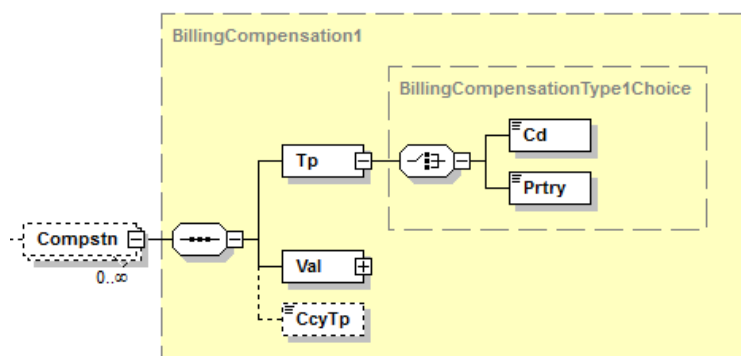


Diagram 171: Overview camt.086.001.02, Compstn

DFÜ Agreement

Example

```
<Compstn>
  <Tp>
    <Cd>SCBT</Cd>
  </Tp>
  <Val>
    <Amt Ccy=EUR>1304.32</Amt>
    <Sgn>true</Sgn>
  </Val>
  <CcyTp>STLM</CcyTp>
</Compstn>
```

Definition

Contains all details concerning compensation amounts and taxes. In case of taxes in the statement this group has to be used and is repeated for every compensation type (four for the DK, see below).

Please note: The interaction of all tax amounts within a camt.086 statement is described in chapter 12.16.

Rules

	Name	XML-Tag	Occur- rences	Definition	Type	DK-rule
4	Type	<Tp>	[1..1]	Type of billing compensation	BillingCompens ationType1Choi ce	

DFÜ Agreement

Appendix 3: Specification of Data Formats

	Name	XML-Tag	Occurrences	Definition	Type	DK-rule
5	Code	<Cd>	[1..1]	Coded form of the compensation type	ExternalBillingCompensationType1Code	<p>If taxes are quoted, the following allocations will be mandatory with one repetition for each group for the following codes:</p> <p>SCBT= ServiceChargesDueBeforeTax = Sum of all service charges before taxes</p> <p>TXSC = TaxableServiceCharges = Sum of all taxable service charges (before taxes)</p> <p>TXTS= TaxTotalSum = Sum of the arising taxes</p> <p>CTND= ChargesAndTaxesNetDueThisStmnt = Sum of all service charges and taxes</p> <p>Annotation: The formula SCBT+TXTS=CTND is conclusive (but only, if no currency conversions took place).</p>
5	Proprietary	<Prtry>	[1..1]	Proprietary form of the compensation type		
4	Value	<Val>	[1..1]	Amount (calculation or refund)	See 12.10	Amount belonging to the respective compensation type. It is recommended to state the amount in the settlement currency.

DFÜ Agreement

Appendix 3: Specification of Data Formats

	Name	XML-Tag	Occurrences	Definition	Type	DK-rule
4	CurrencyType	<CcyTp>	[0..1]	Currency type used to report the compensation amount	BillingCurrencyType2Code	<p>Currency type used to report the compensation amount:</p> <p>ACCT (currency of the CashAccount), PRCG (condition currency), STLM (currency of the DebitAccount) or HOST (national currency of the country the account is held in).</p> <p>An allocation of this element is recommended (standard: STLM).</p>

12.12 Service <Svc>, [0..n]

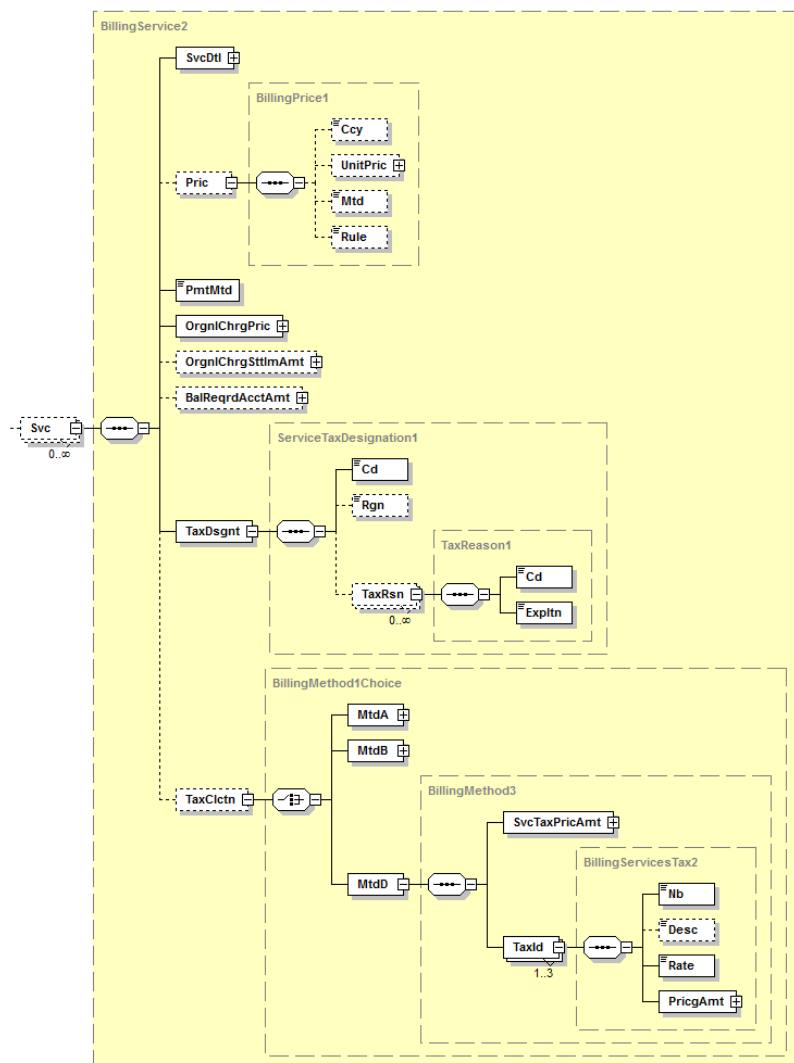


Diagram 172: Overview camt.086.001.02, Svc

DFÜ Agreement

Appendix 3: Specification of Data Formats

Example

```
<Svc>
  <SvcDtl>    </SvcDtl>
  <Pric>
    <UnitPric>
      <Amt Ccy="EUR">0.10</Amt>
      <Sgn>true</Sgn>
    </UnitPric>
    <Mtd>UPRC</Mtd>
  </Pric>
  <PmtMtd>PVCH</PmtMtd>
  <OrgnlChrgPric>
    <Amt Ccy="EUR">30.00</Amt>
    <Sgn>true</Sgn>
  </OrgnlChrgPric>
  <TaxDsgnt>
    <Cd>TAXE</Cd>
    <Rgn>DE</Rgn>
    <TaxRsn>
      <Cd>VAT</Cd>
      <Expltn>Umsatzsteuer</Expltn>
    </TaxRsn>
  </TaxDsgnt>
  <TaxClctn>
    <MtdD>
      <SvcTaxPricAmt>
        <Amt Ccy="EUR">5.70</Amt>
        <Sgn>true</Sgn>
      </SvcTaxPricAmt>
      <TaxId>
        <Nb>VAT</Nb>
        <Rate>0.19</Rate>
        <PricgAmt>
          <Amt Ccy="EUR">5.70</Amt>
          <Sgn>true</Sgn>
        </PricgAmt>
      </TaxId>
    </MtdD>
  </TaxClctn>
</Svc>
```

Definition

Depiction of the rendered services in the billing period including all detailed information (e.g. type of service, amount, price, taxes etc.).

DFÜ Agreement

Appendix 3: Specification of Data Formats

Rules

	Name	XML-Tag	Occurrences	Definition	Type	DK-rule
4	ServiceDetail	<SvcDtl>	[1..1]	Details (type and amount) of the rendered service	See 12.13	
4	Price	<Pric>	[0..1]	Price of the rendered service unit	BillingPrice1	
5	Currency	<Ccy>	[0..1]	Condition currency	ActiveOrHistoricCurrencyCode	Will be a mandatory allocation, if the account currency is unequal to the condition currency.
5	UnitPrice	<UnitPric>	[0..1]	Price per service unit	See 12.10	Unit price according to the agreement of conditions. For %-based prices the percentage is given here (e.g. 0.015 for 1.5%). Per mil prices are given with their respective percentage (e.g. 0.002 for 2‰). In cases of flat rates this element can be left out.

DFÜ Agreement

Appendix 3: Specification of Data Formats

	Name	XML-Tag	Occur- rences	Definition	Type	DK-rule
5	Method	<Mtd>	[0..1]	Method used to calculate the charge	BillingChargeM ethod1Code	<p>The allocation is optional – in case of a usage the following codes are valid:</p> <p>UPRC (UnitPrice): Price per service unit is calculated as amount times price per unit</p> <p>BCHG (BaseCharge): This refers to a base charge which arises in addition to the price per unit</p> <p>FCHG (FlatCharge): The service is priced entirely independently from the amount</p> <p>LPRC (ListPrice): e.g. for tiered prices</p> <p>MCHG (MinimumCharge): A minimum charge has been set for the service</p> <p>MXRD (Maximum Reduction): A maximum charge has been set for the service</p> <p>BBSE (BalanceBased): %-calculation based on a balance or a transaction amount. Please note: If BBSE is used one of the two constants "PERCENT" or "PROZENT" will be allocated mandatorily and additionally in element <Rule> .</p>

DFÜ Agreement

Appendix 3: Specification of Data Formats

	Name	XML-Tag	Occurrences	Definition	Type	DK-rule
5	Rule	<Rule>	[0..1]	Freely definable rule for the charge calculation	Max20Text	<p>Alternatively or in addition to <Mtd> an individual rule for the charge calculation can be allocated here.</p> <p>Especially for %-based prices the constant "PERCENT" or "PROZENT" has to be allocated (as well as for per mil based prices).</p>
4	PaymentMethod	<PmtMtd>	[1..1]	Payment method	ServicePaymentMethod1Code	<p>The standard case is PVCH (PreviouslyCharged) and is used for the amounts which are due during and at the end of the reporting period because at the time of the camt.086 provision all fees are usually already charged.</p> <p>FREE is only used if the service has not been priced.</p> <p>Please note: In case of a refund towards the client PVCH is used together with the sign (Sgn) "false" for <UnitPric> as well as with all other concerned amount elements.</p>
4	OriginalCharge Price	<OrglChrgPric>	[1..1]	Amount of the calculated charge, expressed in the pricing currency	See 12.10	Calculated charge before taxes in the pricing currency.
4	OriginalCharge SettlementAmount	<OrgnlChrgSttlmAmt>	[0..1]	Amount of the calculated charge, expressed in the settlement currency	See 12.10	Calculated charge before taxes but possibly already after currency conversion in the currency of the settlement account.

DFÜ Agreement

Appendix 3: Specification of Data Formats

	Name	XML-Tag	Occurrences	Definition	Type	DK-rule
4	BalanceRequiredAccountAmount	<BalReqrdAcctAmt>	[0..1]	Average daily collected balance required to offset a balance compensable service charge		
4	TaxDesignation	<TaxDsgnt>	[1..1]	Taxation details	ServiceTaxDesignation1	Information on whether the (individual) service is taxable. Please note: The interaction of all tax amounts given in the statement is described in chapter 12.16.
5	Code	<Cd>	[1..1]	Code concerning the tax liability	ServiceTaxDesignation1Code	TAXE (taxable) XMPT (tax-free) The code ZERO is not used here.
5	Region	<Rgn>	[0..1]	Tax region	Max35Text	This element is allocated when <Cd> = TAXE. Then the tax region is to be allocated here, for Germany therefore the ISO-code "DE".
5	TaxReason	<TaxRsn>	[0..n]	Reason for taxation	TaxReason1	
6	Code	<Cd>	[1..1]	Coded form of the reason for taxation	Max10Text	VAT = value added tax (English abbreviation is used because this is the international standard abbreviation) KEST = capital gains tax KIST = church tax SOLZ = solidarity surcharge Other local tax forms are also possible, but not specified by the DK.
6	Explanation	<Expltn>	[1..1]	Description of the reason for taxation in a free-text form	Max105Text	Long name for the code, e.g. "value added tax" etc.

DFÜ Agreement

Appendix 3: Specification of Data Formats

	Name	XML-Tag	Occurrences	Definition	Type	DK-rule
4	TaxCalculation	<TaxClctn>	[0..1]	Tax calculation details for different calculation methods	BillingMethod1 Choice	If the condition currency and the calculated taxes of all services are given in the national currency, it will be recommended to use method D (which is precisely described in the following). A currency conversion is only necessary in the case that the currency of the DebitAccount is deviating.
5	MtdA	<MtdA>	[1..1]	Tax calculation method A	BillingMethod1	
5	MtdB	<MtdB>	[1..1]	Tax calculation method B	BillingMethod2	.
5	MtdD	<MtdD>	[1..1]	Tax calculation method D	BillingMethod3	.
6	ServiceTaxPrice Amount	<SvcTaxPric Amt>	[1..1]	Tax total for the respective individual service	See 12.10	
6	TaxIdentification	<TaxId>	[1..3]	Tax amounts per reason for taxation (per tax form)	BillingServices Tax2	
7	Number	<Nb>	[1..1]	Tax form in coded form	Max35Text	VAT = value added tax (English abbreviation is used because this is the international standard abbreviation) Other local tax forms are also possible, but not specified by the DK.
7	Description	<Desc>	[0..1]	Name used to describe the tax form	Max40Text	This free text element can be used for the description of the code, e.g. "value added tax".
7	Rate	<Rate>	[1..1]	Tax rate	DecimalNumber	To be allocated as decimal number (e.g. 0.19 for 19%).

DFÜ Agreement

Appendix 3: Specification of Data Formats

	Name	XML-Tag	Occurrences	Definition	Type	DK-rule
7	PricingAmount	<PrigAmt>	[1..1]	Individual tax amount of the tax form	See 12.10	The allocation in the national currency (as it is to be given in the billing) is recommended.

12.13 Service Detail <SvcDtl>, [1..1]

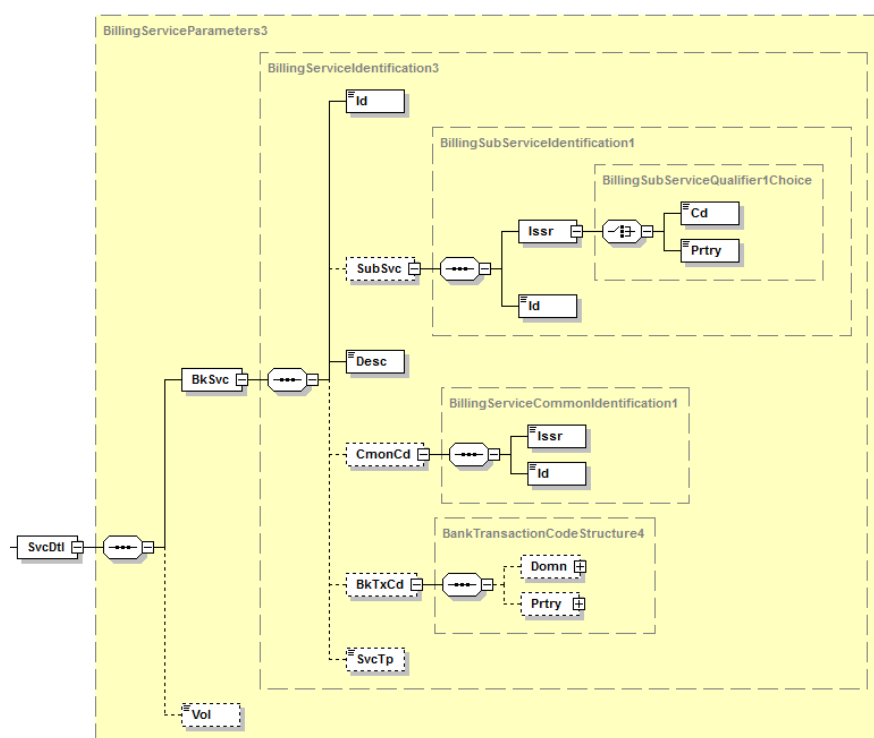


Diagram 173: Overview camt.086.001.02, SvcDtl

DFÜ Agreement

Appendix 3: Specification of Data Formats

Example

```
<SvcDtl>
  <BkSvc>
    <Id>1000001</Id>
    <Desc>SEPA-Überweisungseingang</Desc>
    <CmonCd>
      <Issr>AFPGBL</Issr>
      <Id>EFT23001</Id>
    </CmonCd>
    <BkTxCd>
      <Domn>
        <Cd>PMNT</Cd>
        <Fmly>
          <Cd>RCDT</Cd>
          <SubFmlyCd>ESCT</SubFmlyCd>
        </Fmly>
      </Domn>
    </BkTxCd>
  </BkSvc>
  <Vol>300</Vol>
</SvcDtl>
```

Definition

Specifies further detailed values (type and amount) for the rendered service.
Please note: The declaration of third party charges (fees) via camt.086 is possible but optional.

Rules

	Name	XML-Tag	Occur- rences	Definition	Type	DK-rule
5	BankService	<BkSvc>	[1..1]	Specification of the service	BillingServiceId entification3	
6	Identification	<Id>	[1..1]	Individual product/charge identification code of the ZDL	Max35Text	
6	SubService	<SubSvc>	[0..1]	Additional subdivision of the service	BillingSubServi ceIdentification 1	Optional allocation, possibly for further specification of the (individual) ID.
7	Issuer	<Issr>	[1..1]	Issuer of the Sub-Service code	BillingSubServi ceQualifier1Ch oice	In case of usage of <SubSvc> it is recommended to allocate the choice <Cd> with SEQN (sequence number).

DFÜ Agreement

Appendix 3: Specification of Data Formats

	Name	XML-Tag	Occurrences	Definition	Type	DK-rule
7	Identification	<Id>	[1..1]	Identifier of the subdivision of the service (of the Sub-Service)	Max35Text	It is recommended to give the reference number of the respective payment in this element in cases of charges which depend on the size of the amount of a transaction (e.g. cross-border payment).
6	Description	<Desc>	[1..1]	Clear text description of the individual product/fee identifier of the ZDL	Max70Text	
6	CommonCode	<CmonCd>	[0..1]	Standard reference code used to uniquely identify this service across financial institutions	BillingServiceCommonIdentification1	Depiction of the service in a coded form that is not depending on the institute. In case of usage the AFP Global Service Codes are recommended.
7	Issuer	<Issr>	[1..1]	Issuer of the code	Max6Text	For AFP Global Service Codes "AFPGLB" is to be used here.
7	Identification	<Id>	[1..1]	Coding	Max8Text	For AFP Global Service Codes the 8 characters long AFP-code is to be given here.
6	BankTransactionCode	<BkTxCd>	[0..1]	ISO 20022 Bank Transaction Code which underlies the service	BankTransactionCodeStructure4	Advice for the allocation of this structure can be taken from chapter 12.17.
7	Domain	<Dmn>	[0..1]	Domain	BankTransactionCodeStructure5	
8	Code	<Cd>	[1..1]	Code of the domain	ExternalBankTransactionDomain1Code	
8	Family	<Fmly>	[1..1]	Specifies a family (category) within a domain	BankTransactionCodeStructure6	
9	Code	<Cd>	[1..1]	Code to specify the family	ExternalBankTransactionFamily1Code	

DFÜ Agreement

Appendix 3: Specification of Data Formats

	Name	XML-Tag	Occurrences	Definition	Type	DK-rule
9	SubFamilyCode	<SubFmlyCd>	[1..1]	Code to specify a sub-family	ExternalBankTransactionSubFamily1Code	
7	Proprietary	<Prtry>	[0..1]	Bank Transaction Code in bank-proprietary form		
6	ServiceType	<SvTp>	[0..1]	Service type		
5	Volume	<Vol>	[0..1]	Amount/volume of the rendered service	DecimalNumber	<p>Arised amount of the same service with the same price, if countable. For %-based prices the underlying transaction volume is given here.</p> <p>In case of flat rates this element can be left out or can be allocated with 1.</p>

12.14 Tax Region <TaxRgn>, [0..n]

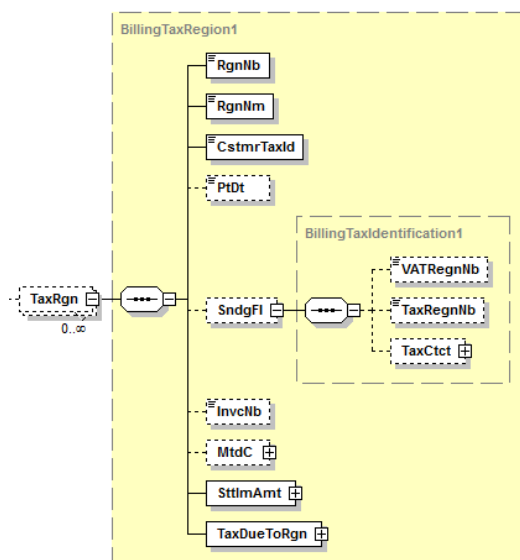


Diagram 174: Overview camt.086.001.02, TaxRgn

DFÜ Agreement

Appendix 3: Specification of Data Formats

Example

```
TaxRgn>
  <RgnNb>DE</RgnNb>
  <RgnNm>Deutschland</RgnNm>
  <CstmrTaxId>NOTPROVIDED</CstmrTaxId>
  <PtDt>2019-09-30</PtDt>
  <SndgFI>
    <VATRegnNb>5676856456</VATRegnNb>
    <TaxRegnNb>3685738563</TaxRegnNb>
  </SndgFI>
  <InvNb>2017-5664765</InvNb>
  <SttlmAmt>
    <Amt Ccy="EUR">228.00</Amt>
    <Sgn>true</Sgn>
  </SttlmAmt>
  <TaxDueToRgn>
    <Amt Ccy="EUR">228.00</Amt>
    <Sgn>true</Sgn>
  </TaxDueToRgn>
</TaxRgn>
```

Definition

Summary of tax information of a tax region concerning the account during the report period. If there are several tax regions, this structure will be repeated respectively. This element group is optional but will become mandatory, if the camt.086 contains any taxes.

Please note: The interaction of all tax amounts within a camt.086 statement is described in chapter 12.16.

Rules

	Name	XML-Tag	Occur- rences	Definition	Type	DK-rule
4	RegionNumber	<RgnNb>	[1..1]	Code for the tax region	Max40Text	For value added tax in Germany "DE" is used. For federal state specific taxes, the allocation is made in accordance with chapter 12.15.
4	RegionName	<RgnNm>	[1..1]	Name of the tax region	Max40Text	„Deutschland“ (or “Germany”) respectively allocation according to chapter 12.15.
4	CustomerTaxIden- tification	<CstmrTaxId>	[1..1]	Tax number of the client	Max40Text	When not known NOTPROVIDED is to be given here.
4	PointDate	<PtDt>	[0..1]	Date of the tax calculation	ISODate	In general conforms to the invoice date.

DFÜ Agreement

Appendix 3: Specification of Data Formats

	Name	XML-Tag	Occurrences	Definition	Type	DK-rule
4	SendingFinancialInstitution	<SndgFi>	[0..1]	Tax information concerning the ZDL	BillingTaxIdentification1	
5	VATRegistrationNumber	<VATRegNb>	[0..1]	Value added tax number of the ZDL	Max35Text	Is allocated with the VAT number (UST ID) of the ZDL.
5	TaxRegistrationNumber	<TaxregNb>	[0..1]	Tax number of the ZDL		Is allocated with the tax number of the ZDL when in at least one repetition of the element group "Service" it says that <Svc><TaxDsgnt><Cd> = "TAXE"
5	TaxContact	<TaxCtct>	[0..1]	Contact details of the ZDL concerning taxes		
4	InvoiceNumber	<InvNb>	[0..1]	Invoice number	Max40Text	If an invoice number exists and the statement can refer to this invoice number, this number will be specified here.
4	MethodC	<MtdC>	[0..1]	Tax calculation method C	BillingMethod4	If the condition currency and the calculated taxes of all services are given in the national currency, this element group will not be allocated (see also TaxCalculation in chapter 12.12).
4	SettlementAmount	<SttlmAmt>	[1..1]	Debited tax amount	See 12.10	Tax total of the tax region given in the settlement currency.
4	TaxDueToRegion	<TaxDueToRgn>	[1..1]	Charged tax amount	See 12.10	Tax total of the tax region given in the currency of the country charging the tax.

DFÜ Agreement

Appendix 3: Specification of Data Formats

12.15 German tax regions

German tax regions are coded according to ISO 3166-2 i.e. beginning with the country code for Germany and followed by the abbreviation for the respective federal state.

Taxes that are the same throughout Germany are marked with "DE" (depending on the tax foundation sometimes also other country codes, e.g. for subsidiaries abroad).

Tax region	Code
Germany	DE
Baden-Wuerttemberg	DE-BW
Bavaria	DE-BY
Berlin	DE-BE
Brandenburg	DE-BB
Bremen	DE-HB
Hamburg	DE-HH
Hesse	DE-HE
Mecklenburg-Western Pomerania	DE-MV
Lower Saxony	DE-NI
North Rhine-Westphalia	DE-NW
Rhineland-Palatinate	DE-RP
Saarland	DE-SL
Saxony	DE-SN
Saxony-Anhalt	DE-ST
Schleswig-Holstein	DE-SH
Thuringia	DE-TH

12.16 Interplay of the given tax amounts

Tax amounts are specified in the following element groups of a statement:

1. In the repetition of the element group "Compensation" <Compstn> the **sum of all taxes in the statement** is given in field <Val> for the type <Tp> = „TXTS“ (TaxTotalSum) . An allocation in settlement currency is recommended (other allocations are also possible).
2. In every repetition of the element group "Service" <Svc> which is marked as taxable (i.e. TaxDesignation is "TAXE") there are the following allocations:
 - ServiceTaxPriceAmount <SvcTaxPricAmt> marks the **tax total of the individual service** (recommended in national currency)
 - In a maximum of three repetitions of TaxIdentification PricingAmount <TaxId> <PricgAmt> the tax total per service mentioned under a) can be given per **individual tax** form (recommended in national currency as well)
3. For each tax region for which the statement is relevant there is a repetition of the element group TaxRegion <TaxRgn> in which then **for the respective tax region** the tax total in settlement currency is given under SettlementAmount <SttlmAmt> and the **tax total** in national currency is given under TaxDueToRegion <TaxDueToRgn>.

Per Statement in the camt.086 message the following interplay is valid (provided that <SvcTaxPricAmt> is given in the national currency; otherwise respective currency conversions are necessary but the formula is still valid in general):

<Compstn><Val> (for the repetition with <Tp> = TXTS) =

$$\sum_{\langle Svc \rangle} \langle SvcTaxPricAmt \rangle = \sum_{\langle Svc \rangle} \left(\sum_{\langle TaxId \rangle} \langle PricgAmt \rangle \right) = \sum_{\langle TaxRgn \rangle} \langle TaxDueToRgn \rangle$$

DFÜ Agreement

Appendix 3: Specification of Data Formats

12.17 Identifiers for Service Charges

This chapter contains a choice of frequently used services and their respective ISO 20022 Bank Transaction Codes (BTC). In the camt.086 message these “triples” are always used for the service charge of the respective service.

For the complete code lists and the permitted code combinations for ISO Domain, Family and SubFamily please refer to <https://www.iso20022.org/catalogue-messages/additional-content-messages/external-code-sets>.

	Service charge for ...	BTC triple (Domain/Family/SubFamily)					
1	Credit entry	ACMT	MCOP	OTHR	Account Management	Miscellaneous Credit Operations	Other
2	Account management (in general)	ACMT	MDOP	CHRG	Account Management	Miscellaneous Debit Operations	Charges (Generic)
3	Debit entry	ACMT	MDOP	OTHR	Account Management	Miscellaneous Debit Operations	Other
4	Closing of accounts	ACMT	OPCL	ACCC	Account Management	Opening & Closing	Account Closing
5	Cash Concentrating	CAMT	ACCB CAPL	OTHR	Cash Management	Account Balancing Cash Pooling	Other
6	Cash management reporting	CAMT	MDOP	CHRG	Cash Management	Miscellaneous Debit Operations	Charges (Generic)
7	Credit charges	LDAS	MDOP	CHRG	Loans, Deposits & Syndications	Miscellaneous Debit Operations	Charges (Generic)
8	Branch deposit (counter)	PMNT	CNTR	BCDP	Payments	Counter Transactions	Branch Deposit
9	Cash deposit (ATM)	PMNT	CCRD	CDPT	Payments	Customer Card Transactions	Cash Deposit
10	Branch withdrawal (counter)	PMNT	CNTR	BCWD	Payments	Counter Transactions	Branch Withdrawal
11	Cash withdrawal (ATM)	PMNT	CCRD	CWDL	Payments	Customer Card Transactions	Cash Withdrawal
12	Book transfer in house	PMNT	ICDT	BOOK	Payments	Issued Credit Transfer	Internal Book Transfer
13	Issued intra company transfer	PMNT	ICCN	ICCT	Payments	Issued Cash Concentration Transactions	Intra Company Transfer
14	Issued SEPA credit transfers	PMNT	ICDT	ESCT	Payments	Issued Credit Transfers	SEPA Credit Transfer
15	Special services concerning issued credit transfers	PMNT	ICDT	OTHR	Payments	Issued Credit Transfers	Other
16	Cancellation request for a credit transfer	PMNT	ICDT	RPCR	Payments	Issued Credit Transfers	Reversal Due To Payment

DFÜ Agreement

Appendix 3: Specification of Data Formats

	Service charge for ...	BTC triple (Domain/Family/SubFamily)					Cancellation Request
1 7	Issued same day value credit transfer	PMNT	ICDT	SDVA	Payments	Issued Credit Transfers	Same Day Value Credit Transfer
1 8	Issued standing order	PMNT	ICDT	STDO	Payments	Issued Credit Transfers	Standing Order
1 9	Issued cross- border credit transfer	PMNT	ICDT	XBCT	Payments	Issued Credit Transfers	Cross-Border Credit Transfer
2 0	Cheque payment	PMNT	ICHQ	CCHQ	Payments	Issued Cheques	Cheque
2 1	Issuing of a cheque	PMNT	ICHQ	OTHR	Payments	Issued Cheques	Other
2 2	Issued SEPA B2B direct debit	PMNT	IDDT	BBDD	Payments	Issued Direct Debits	SEPA B2B Direct Debit
2 3	Issued SEPA Core direct debit	PMNT	IDDT	ESDD	Payments	Issued Direct Debits	SEPA Core Direct Debit
2 4	Return debit note (external fees)	PMNT	IDDT	FEES	Payments	Issued Direct Debits	Fees (Generic)
2 5	Request for cancellation of a direct debit	PMNT	IDDT	RCDD	Payments	Issued Direct Debits	Reversal Due To Payment Cancellation Request
2 6	Return debit note (internal fees)	PMNT	IDDT	UPDD	Payments	Issued Direct Debits	Reversal Due To Return/ Unpaid Direct Debit
2 7	Notification for the receipt of a credit transfer	PMNT	RCDT	OTHR	Payments	Received Credit Transfers	Other
2 8	Special payment services	PMNT	MDOP	OTHR	Payments	Miscellaneous Debit Operations	Other
2 9	Received intra company transfer	PMNT	RCCN	ICCT	Payments	Received Cash Concentration Transactions	Intra Company Transfer
3 0	Received SEPA credit transfer	PMNT	RCDT	ESCT	Payments	Received Credit Transfers	SEPA Credit Transfer
3 1	Received credit transfer (external fees)	PMNT	RCDT	FEES	Payments	Received Credit Transfers	Fees (Generic)
3 2	Received cross- border credit transfer	PMNT	RCDT	XBCT	Payments	Received Credit Transfers	Cross-Border Credit Transfer
3 3	Received cheque	PMNT	RCHQ	URCQ	Payments	Received Cheques	Cheque Under Reserve
3 4	Returned cheque (debit)	PMNT	RCHQ	UPCQ	Payments	Received Cheques	Unpaid Cheque

DFÜ Agreement

Appendix 3: Specification of Data Formats

	Service charge for ...	BTC triple (Domain/Family/SubFamily)					
3 5	Received SEPA B2B direct debit	PMNT	RDDT	BBDD	Payments	Received Direct Debits	SEPA B2B Direct Debit
3 6	Received SEPA Core direct debit	PMNT	RDDT	ESDD	Payments	Received Direct Debits	SEPA Core Direct Debit
3 7	Special services concerning received direct debits	PMNT	RDDT	OTHR	Payments	Received Direct Debits	Other